



KCDC

Korea Centers for Disease Control & Prevention

Updates on COVID-19 in Republic of Korea

25 July 2020

□ As of 0:00, 25 July 2020, the total number of confirmed cases is 14,092 (including 2,244 imported cases), of which 12,866 cases have been discharged from isolation. There are 27 new local cases, 86 new imported cases(including 36 laborers returning from Iraq, 32 Russian sailors), and 0 new death.

[Local transmission cases, as of 0:00, 25 July (cumulative since 3 January 2020)]

	Total	City							
		Seoul	Busan	Daegu	Incheon	Gwangju	Daejeon	Ulsan	Sejong
New	27	11	5	0	0	0	0	0	0
Cumulative	11,848	1,228	126	6,881	302	178	147	34	45
		Province							
		Gyeonggi	Gangwon	Chung-buk	Chung-nam	Jeon-buk	Jeon-nam	Gyeong-buk	Gyeong-nam
New	11	0	0	0	0	0	0	0	0
Cumulative	1,116	51	56	159	18	17	1,369	110	11

[Imported cases, as of 0:00, 25 July (cumulative since 3 January 2020)]

	Total	Region/Country						Where confirmed		Nationality	
		China	Asia ex-China	Europe	Americas	Africa	Oceania	Point of Entry	Community	Korean	Other
New	86	0	78	2	3	3	0	81	5	43	43
Total	2,244	18 (0.8%)	942 (42.0%)	520 (23.2%)	727 (32.4%)	32 (1.4%)	5 (0.2%)	1,086 (48.4%)	1,158 (51.6%)	1,492 (66.5%)	752 (33.5%)

※ America: US 3, / Europe: France 2 / Africa: Tanzania 1, Algeria 2
Asia ex-China: Iraq 36, Russia 34, Philippines 5, Japan 2, India 1

[Case management status, as of 0:00, 25 July (cumulative since 3 January 2020)]

	Discharged from isolation	Under isolation	Severe/critical cases	Deceased
As of 0:00 24 July (Fri)	12,817	864	16	298
As of 0:00 25 July (Sat)	12,866	928	15	298
Difference	(+)49	(+)64	(-)1	-

* Based on case data reported to the KCDC

※ Figures subject to correction based on findings from epidemiological investigations

[Overall case and test status, as of 0:00, 25 July (cumulative since 3 January 2020)]

Period (since 3 Jan)	Total	Tested positive (PCR)				Testing in progress	Tested negative (PCR)
		Confirmed	Discharged from isolation	Under isolation	Deceased		
As of 0:00 24 July (Fri)	1,510,327	13,979	12,817	864	298	20,559	1,475,789
As of 0:00 25 July (Sat)	1,518,634	14,092	12,866	928	298	19,681	1,484,861
Difference	(+)8,307	(+)113	(+)49	(+)64	-	(-)878	(+)9,072

* Based on case data reported to the KCDC

※ Figures subject to correction based on findings from epidemiological investigations



KCDC

Korea Centers for Disease Control & Prevention

Updates on COVID-19 in Republic of Korea

25 July 2020

[Regional distribution of cases, as of 0:00, 25 July (cumulative since 3 January 2020)]

Region	New cases		Total cases	(%)	Incidence rate* (per 100,000)
	Local	Imported			
Seoul	11	0	1,558	(11.06)	16.01
Busan	5	0	166	(1.18)	4.87
Daegu	0	0	6,939	(49.24)	284.80
Incheon	0	0	380	(2.70)	12.85
Gwangju	0	0	202	(1.43)	13.87
Daejeon	0	0	166	(1.18)	11.26
Ulsan	0	1	58	(0.41)	5.06
Sejong	0	0	50	(0.35)	14.61
Gyeonggi	11	3	1,501	(10.65)	11.33
Gangwon	0	0	72	(0.51)	4.67
Chungbuk	0	0	72	(0.51)	4.50
Chungnam	0	0	187	(1.33)	8.81
Jeonbuk	0	0	39	(0.28)	2.15
Jeonnam	0	1	36	(0.26)	1.93
Gyeongbuk	0	0	1,396	(9.91)	52.43
Gyeongnam	0	0	158	(1.12)	4.70
Jeju	0	0	26	(0.18)	3.88
Border Screening	0	81	1,086	(7.71)	-
Total	27	86	14,092	(100)	27.18

* Total (cumulative) number of cases reported since January 2020 of region / Population of region (based on resident registration data of the Ministry of the Interior as of January 2020)

* Incidence rate based on the number of confirmed cases with the address of the reporting institution

[Case status by region (under isolation, discharged from isolation, deceased) (cumulative since 3 January 2020)]

	Total	City								
		Seoul	Busan	Daegu	Incheon	Gwangju	Daejeon	Ulsan	Sejong	
Isolated	928	166	12	16	21	81	18	4	0	
Discharged	12,866	1,381	151	6,732	357	119	146	53	50	
Deceased	298	11	3	191	2	2	2	1	0	
Subtotal	14,092	1,558	166	6,939	380	202	166	58	50	
	Total	Province								Other
		Gyeonggi	Gangwon	Chungbuk	Chungnam	Jeonbuk	Jeonnam	Gyeongbuk	Gyeongnam	
Isolated	206	7	5	5	9	12	3	13	7	343
Discharged	1,266	62	67	182	30	24	1,339	145	19	743
Deceased	29	3	0	0	0	0	54	0	0	0
Subtotal	1,501	72	72	187	39	36	1,396	158	26	1,086

* Based on case data reported to the KCDC

※ Figures subject to correction based on findings from epidemiological investigations



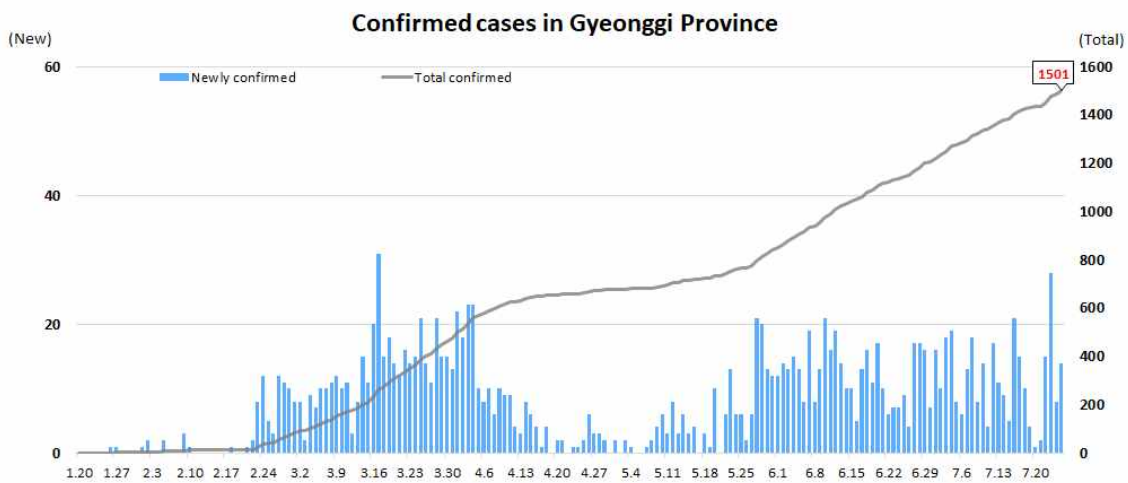
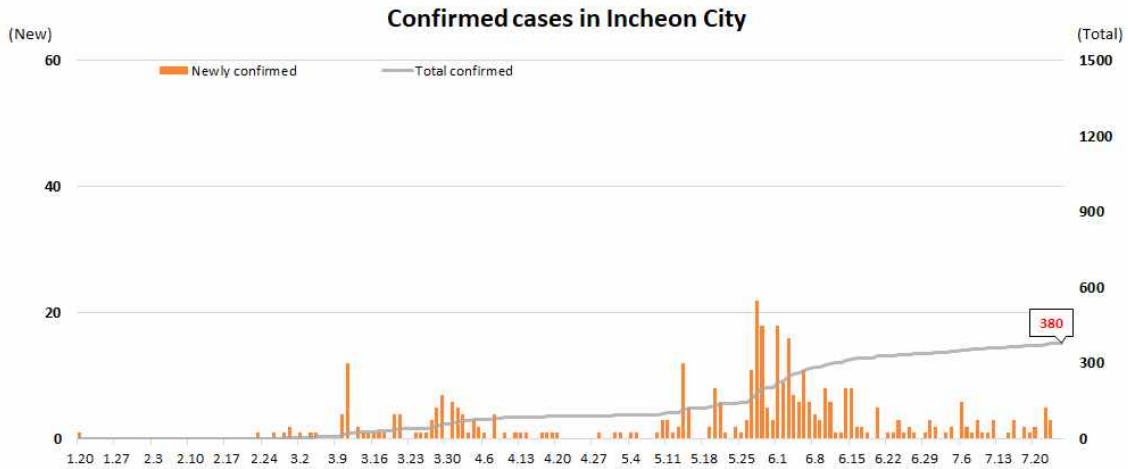
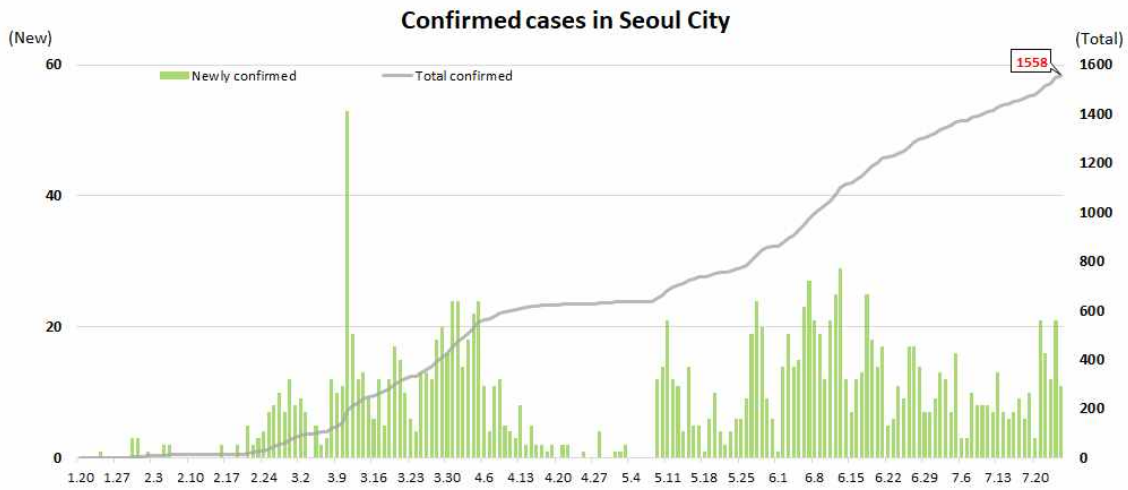
KCDC

Korea Centers for Disease Control & Prevention

Updates on COVID-19 in Republic of Korea

25 July 2020

DAILY NEW AND TOTAL CASES IN SEOUL / INCHEON / GYEONGGI REGIONS





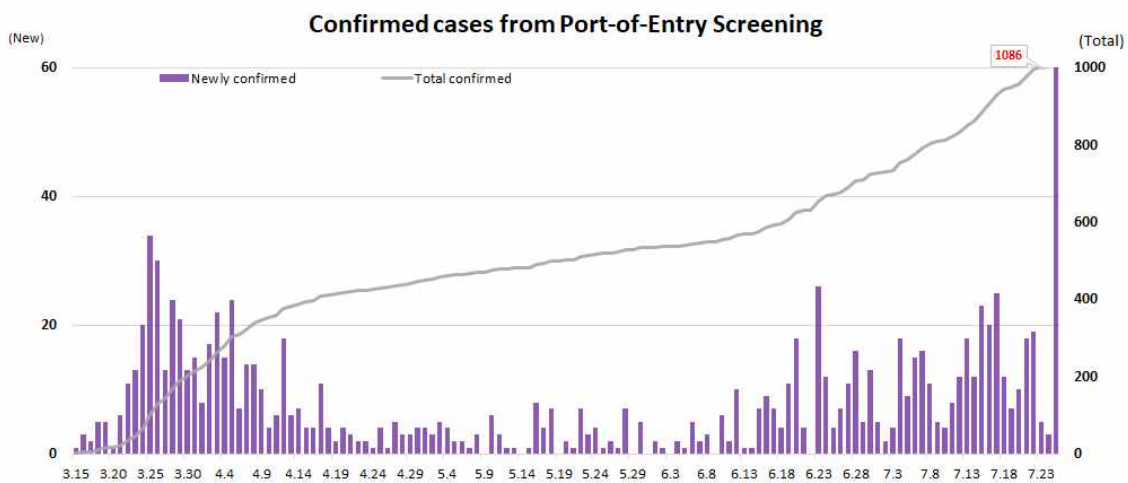
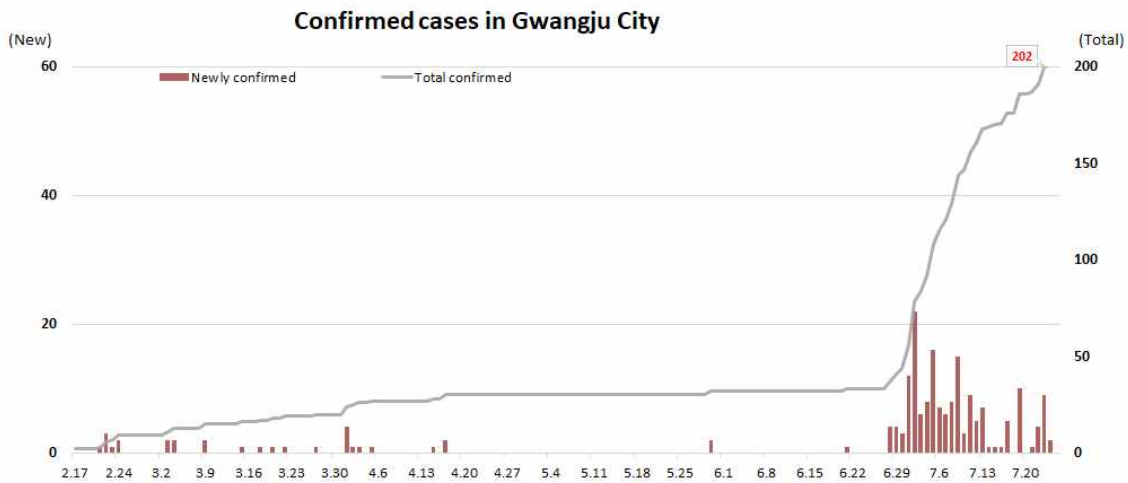
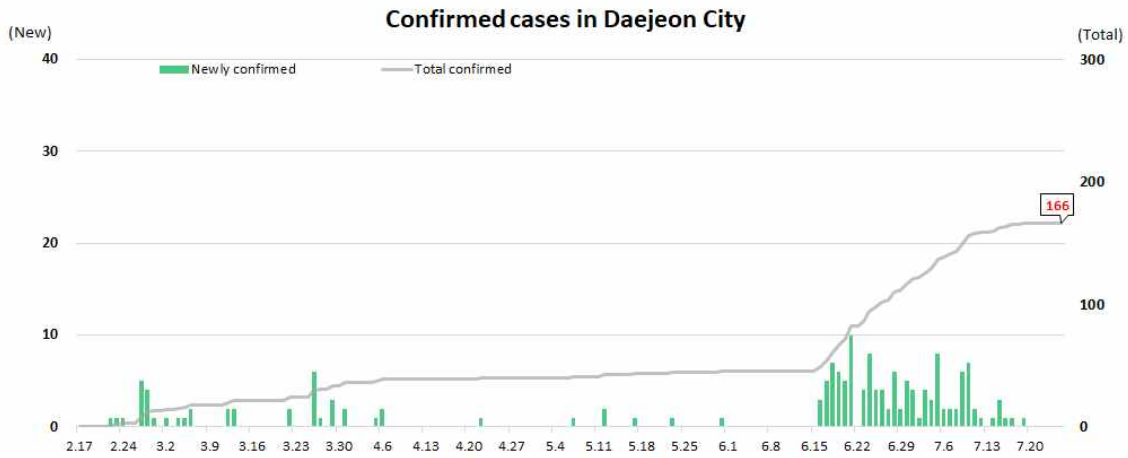
KCDC

Korea Centers for Disease Control & Prevention

Updates on COVID-19 in Republic of Korea

25 July 2020

DAILY NEW AND TOTAL CASES IN DAEJEON / GWANGJU / BORDER SCREENING





KCDC

Korea Centers for Disease
Control & Prevention

Updates on COVID-19 in Republic of Korea

25 July 2020

Confirmed cases by gender and age group

		New cases (%)	Total cases (%)	Incidence rate* (per 100,000)
Total		113 (100)	14,092 (100)	27.18
Sex	Male	96 (84.96)	6,311 (44.78)	24.40
	Female	17 (15.04)	7,781 (55.22)	29.94
Age	80 or above	2 (1.77)	594 (4.22)	31.28
	70-79	2 (1.77)	935 (6.63)	25.92
	60-69	8 (7.08)	1,830 (12.99)	28.84
	50-59	14 (12.39)	2,487 (17.65)	28.70
	40-49	34 (30.09)	1,882 (13.36)	22.43
	30-39	38 (33.63)	1,750 (12.42)	24.84
	20-29	13 (11.50)	3,594 (25.50)	52.80
	10-19	1 (0.88)	778 (5.52)	15.75
0-9	1 (0.88)	242 (1.72)	5.83	

* Total (cumulative) number of cases reported since January 2020 by sex and age / Population by sex and age (based on resident registration data of the Ministry of the Interior as of January 2020)

Deaths by gender and age group

		New deaths (%)	Total deaths (%)	Case fatality rate (%)
Total		0 -	298 (100)	2.11
Sex	Male	0 -	158 (53.02)	2.50
	Female	0 -	140 (46.98)	1.80
Age	80 or above	0 -	148 (49.66)	24.92
	70-79	0 -	88 (29.53)	9.41
	60-69	0 -	41 (13.76)	2.24
	50-59	0 -	16 (5.37)	0.64
	40-49	0 -	3 (1.01)	0.16
	30-39	0 -	2 (0.67)	0.11
	20-29	0 -	0 (0.00)	0.00
	10-19	0 -	0 (0.00)	0.00
0-9	0 -	0 (0.00)	0.00	

* Case fatality rate (CFR) = Number of deaths / Number of confirmed cases x 100



KCDC

Korea Centers for Disease Control & Prevention

Updates on COVID-19 in Republic of Korea

25 July 2020

IMPORTED CONFIRMED CASES

