



KCDC

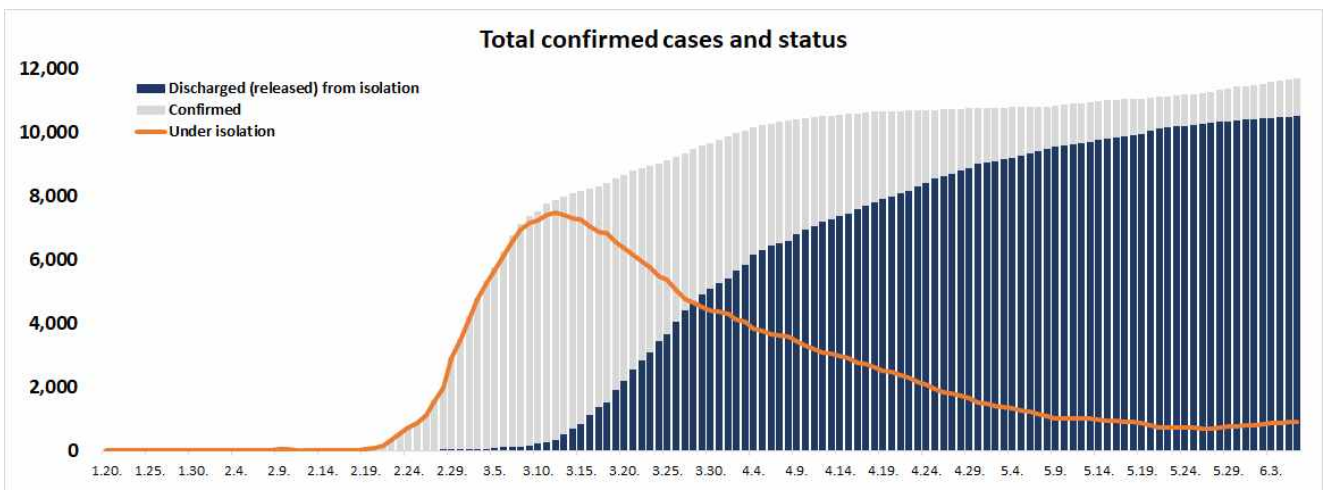
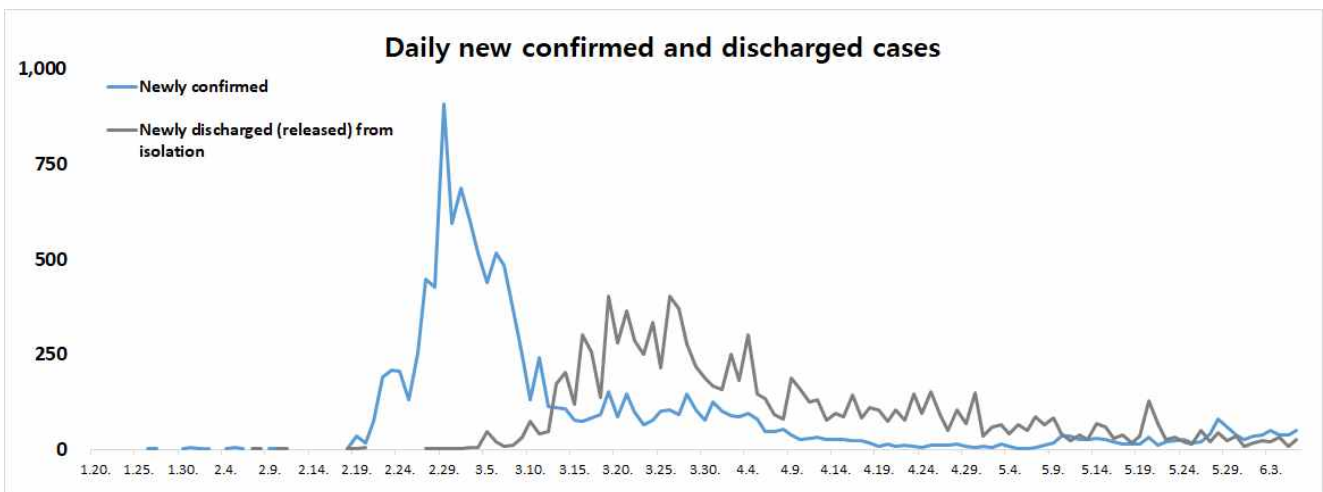
Korea Centers for Disease Control & Prevention

# Updates on COVID-19 in Republic of Korea

6 June 2020

○ As of 0:00, 6 June 2020, the total number of confirmed cases is 11,719 (including 1,288 imported cases), of which 10,531 cases have been discharged from isolation. Newly confirmed cases are 51 in total.

Period (since 3 Jan)	Total	Tested positive (PCR)				Testing in progress	Tested negative (PCR)
		Confirmed	Discharged from isolation	Under isolation	Deceased		
As of 0:00 5 June (Fri)	990,960	11,668	10,506	889	273	28,766	950,526
<b>As of 0:00 6 June (Sat)</b>	1,005,305	11,719	10,531	915	273	27,954	965,632
<b>Difference</b>	(+)14,345	(+)51	(+)25	(+)26	0	(-)812	(+)15,106





KCDC

Korea Centers for Disease Control & Prevention

# Updates on COVID-19 in Republic of Korea

6 June 2020

○ Regional distribution of total confirmed cases:

	Total	City							
		Seoul	Busan	Daegu	Incheon	Gwangju	Daejeon	Ulsan	Sejong
Isolated	915	293	5	60	163	2	3	5	0
Discharged	10,531	650	139	6,638	110	30	42	46	47
Deceased	273	4	3	188	0	0	1	1	0
<b>Subtotal</b>	<b>11,719</b>	<b>947</b>	<b>147</b>	<b>6,886</b>	<b>273</b>	<b>32</b>	<b>46</b>	<b>52</b>	<b>47</b>
New (Difference)	51	23	0	0	11	0	0	0	0

	Total	Province								
		Gyeonggi	Gangwon	Chungbuk	Chungnam	Jeonbuk	Jeonnam	Gyeongbuk	Gyeongnam	Jeju
Isolated	223	4	11	5	2	3	26	2	2	106
Discharged	673	51	49	143	19	17	1,303	122	13	439
Deceased	19	3	0	0	0	0	54	0	0	0
<b>Subtotal</b>	<b>915</b>	<b>58</b>	<b>60</b>	<b>148</b>	<b>21</b>	<b>20</b>	<b>1,383</b>	<b>124</b>	<b>15</b>	<b>545</b>
New (Difference)	8	1	0	1	0	0	1	1	0	5

○ Case distribution by region:

Region	# of cases	(%)	Incidence rate (per 0.1M)	Region	# of cases	(%)	Incidence rate (per 0.1M)
Seoul	947	(8.08)	9.73	Gyeonggi	915	(7.81)	6.91
Busan	147	(1.25)	4.31	Gangwon	58	(0.49)	3.76
Daegu	6,886	(58.76)	282.62	Chungbuk	60	(0.51)	3.75
Incheon	273	(2.33)	9.24	Chungnam	148	(1.26)	6.97
Gwangju	32	(0.27)	2.20	Jeonbuk	21	(0.18)	1.16
Daejeon	46	(0.39)	3.12	Jeonnam	20	(0.17)	1.07
Ulsan	52	(0.44)	4.53	Gyeongbuk	1,383	(11.80)	51.94
Sejong	47	(0.40)	13.73	Gyeongnam	124	(1.06)	3.69
Border Screening	545	(4.65)	-	Jeju	15	(0.13)	2.24
				<b>Total</b>	<b>11,719</b>	<b>(100)</b>	<b>22.60</b>



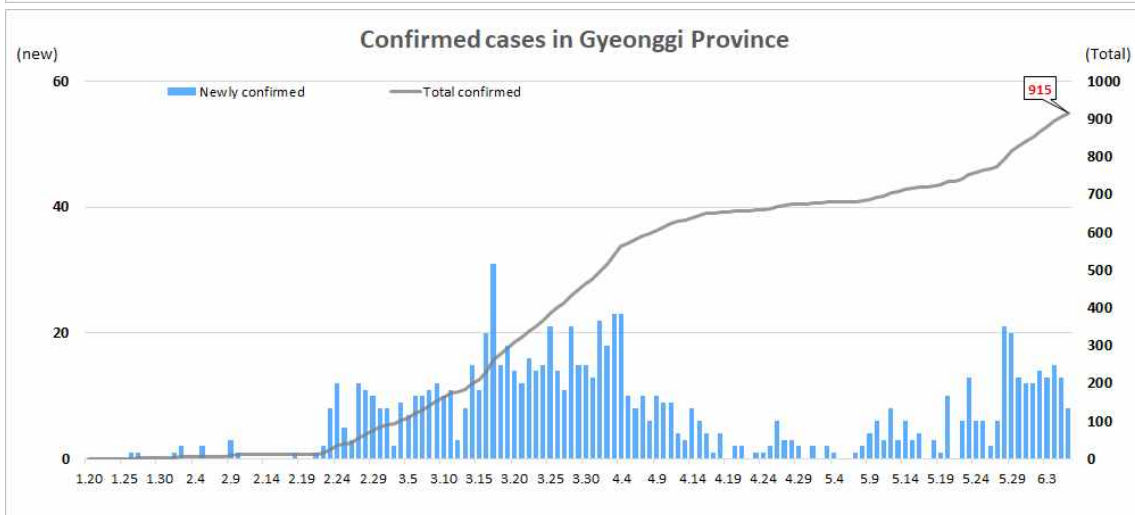
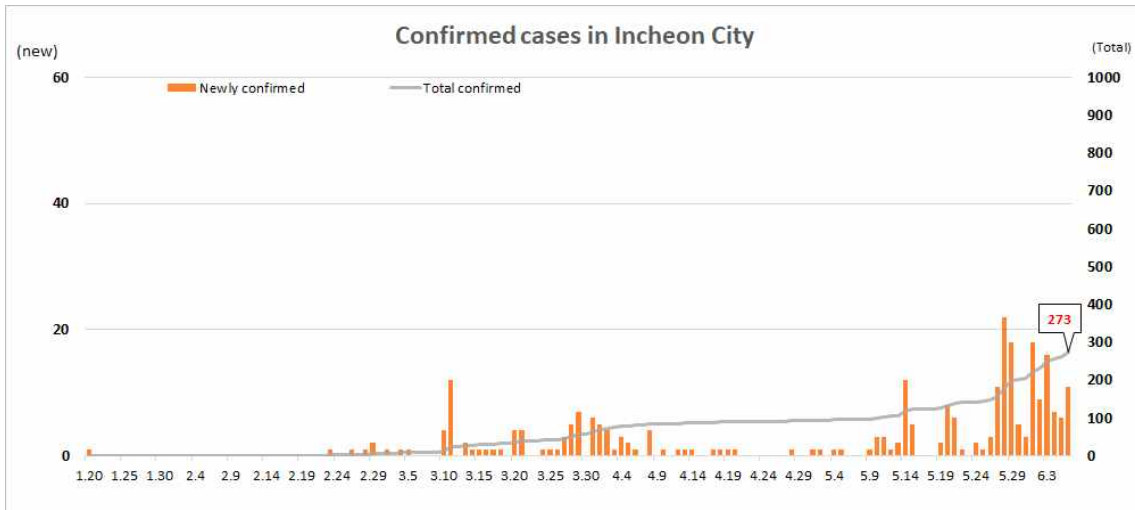
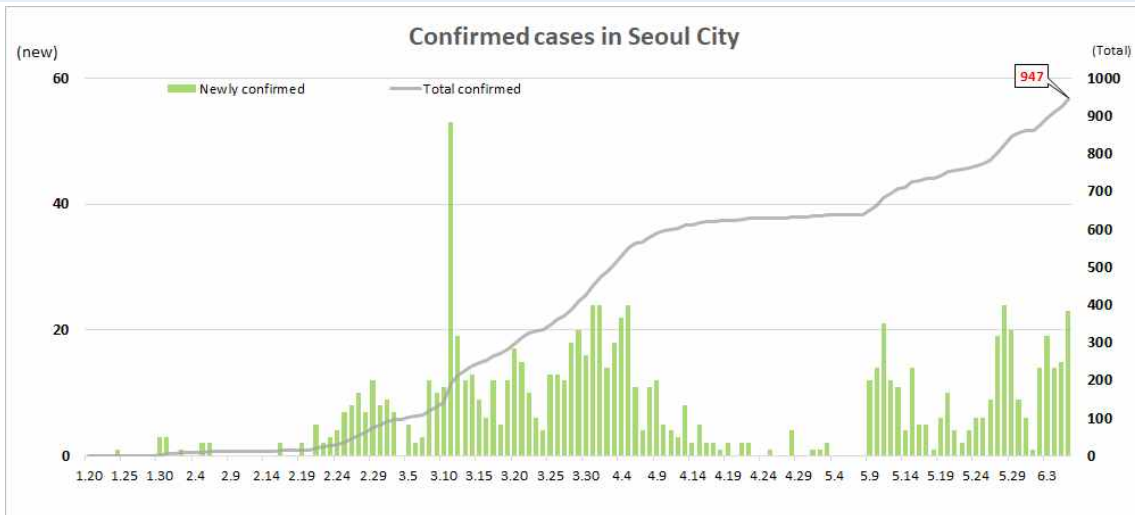
KCDC

Korea Centers for Disease  
Control & Prevention

# Updates on COVID-19 in Republic of Korea

6 June 2020

## DAILY NEW AND TOTAL CASES IN SEOUL/INCHEON/GYEONGGI REGIONS





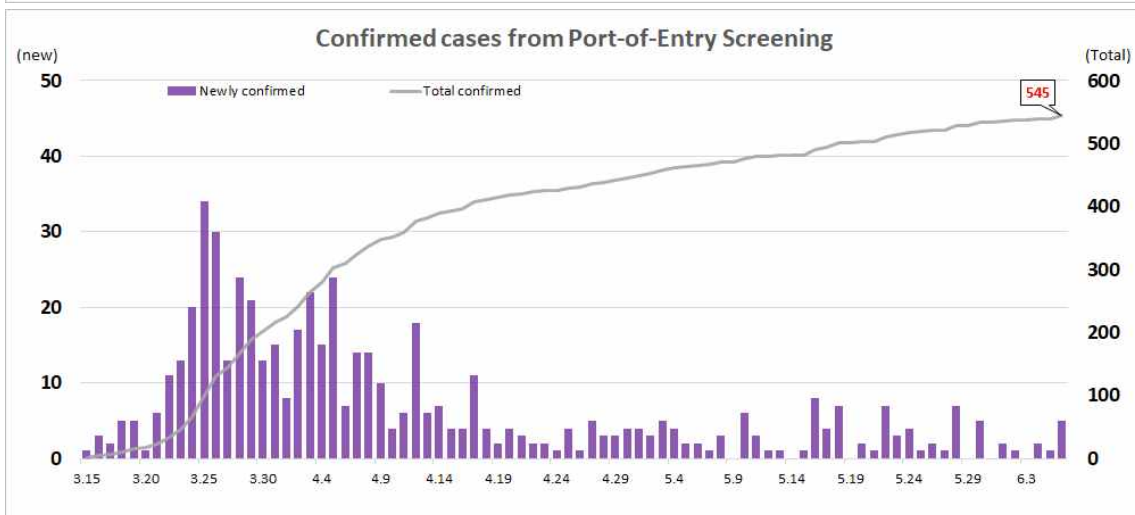
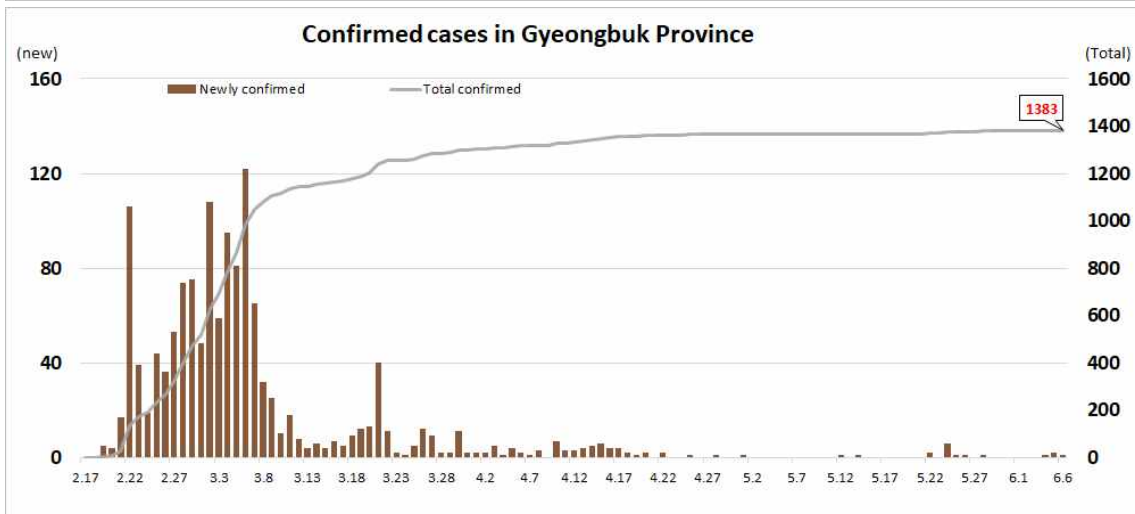
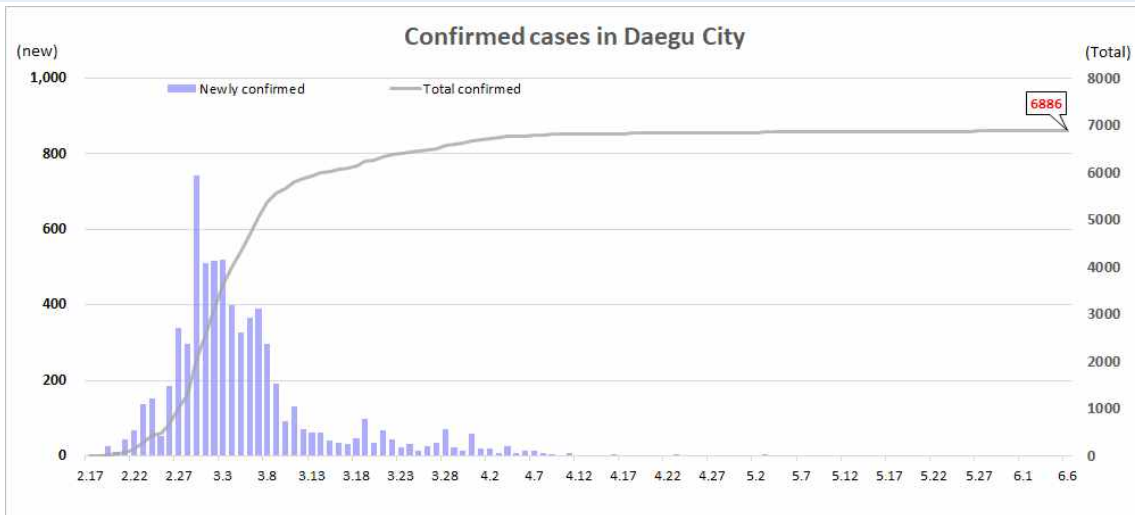
KCDC

Korea Centers for Disease Control & Prevention

# Updates on COVID-19 in Republic of Korea

6 June 2020

## DAILY NEW AND TOTAL CASES IN DAEGU / GYEONGBUK / BORDER SCREENING





KCDC

Korea Centers for Disease Control & Prevention

# Updates on COVID-19 in Republic of Korea

6 June 2020

○ Distribution by gender and age group:

		Confirmed Cases (%)	Deaths (%)	Fatality rate (%)
Total		11,719 (100)	273 (100)	2.33
Sex	Male	4,920 (41.98)	145 (53.11)	2.95
	Female	6,799 (58.02)	128 (46.89)	1.88
Age	80 and above	507 (4.33)	133 (48.72)	26.23
	70-79	759 (6.48)	81 (29.67)	10.67
	60-69	1,464 (12.49)	39 (14.29)	2.66
	50-59	2,094 (17.87)	15 (5.49)	0.72
	40-49	1,551 (13.23)	3 (1.10)	0.19
	30-39	1,316 (11.23)	2 (0.73)	0.15
	20-29	3,200 (27.31)	0 (0.00)	-
	10-19	664 (5.67)	0 (0.00)	-
	0-9	164 (1.40)	0 (0.00)	-

INCIDENCE RATE BY AGE GROUP (PER 100,000)



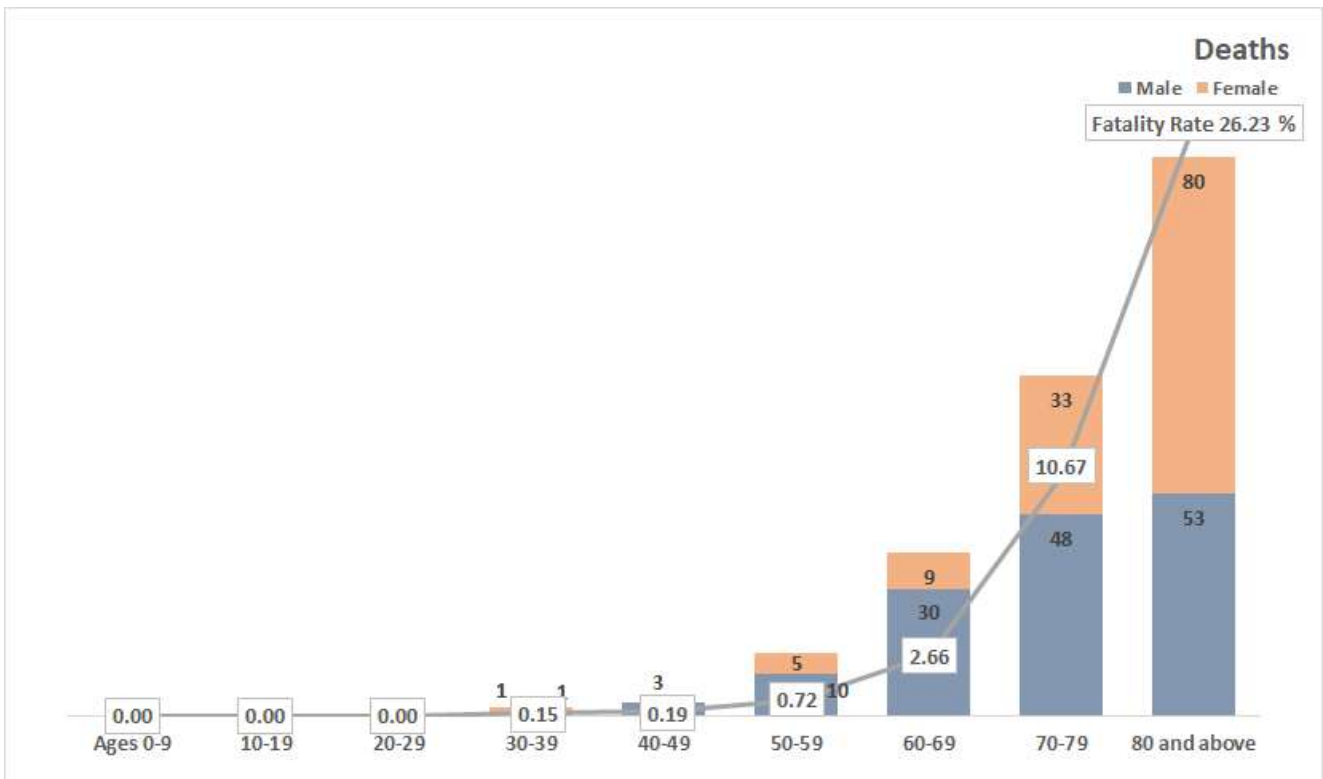
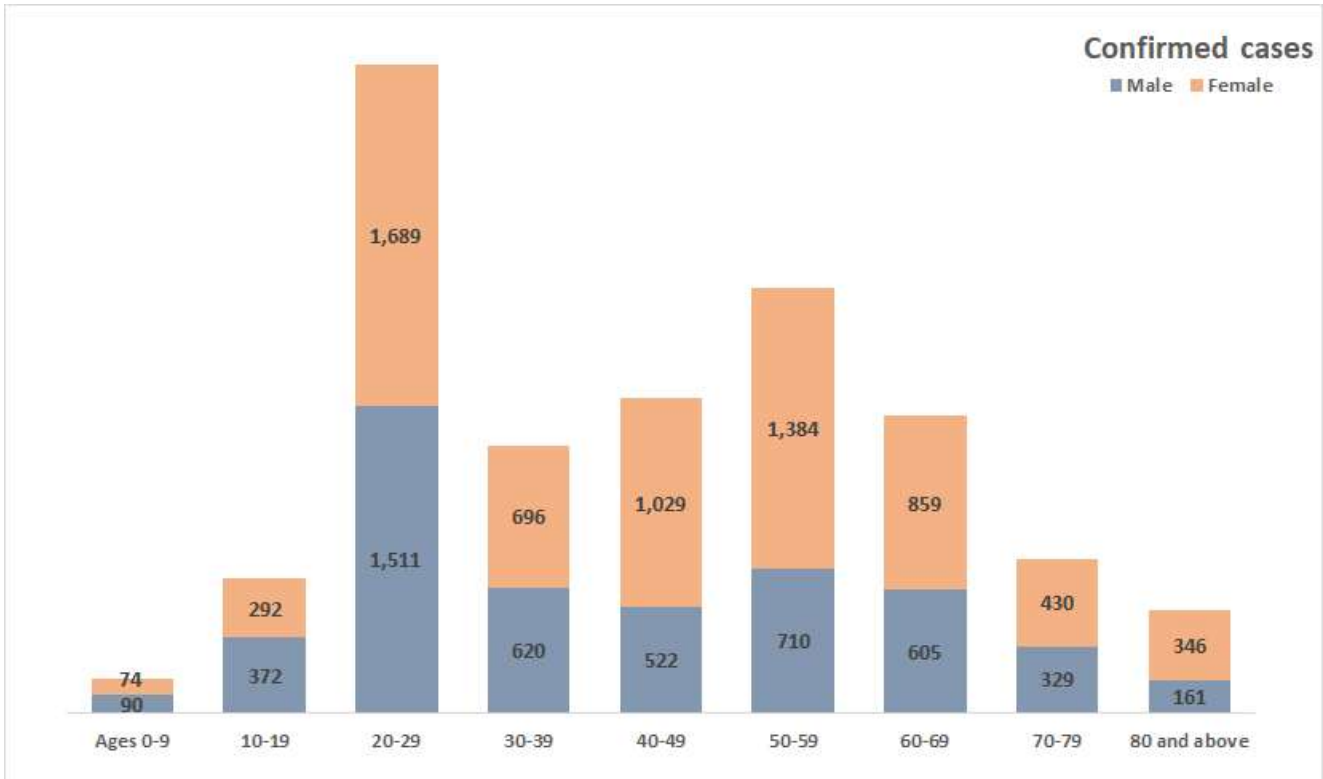


KCDC

Korea Centers for Disease Control & Prevention

# Updates on COVID-19 in Republic of Korea

6 June 2020





KCDC

Korea Centers for Disease Control & Prevention

# Updates on COVID-19 in Republic of Korea

6 June 2020

## IMPORTED CASES

