



KCDC

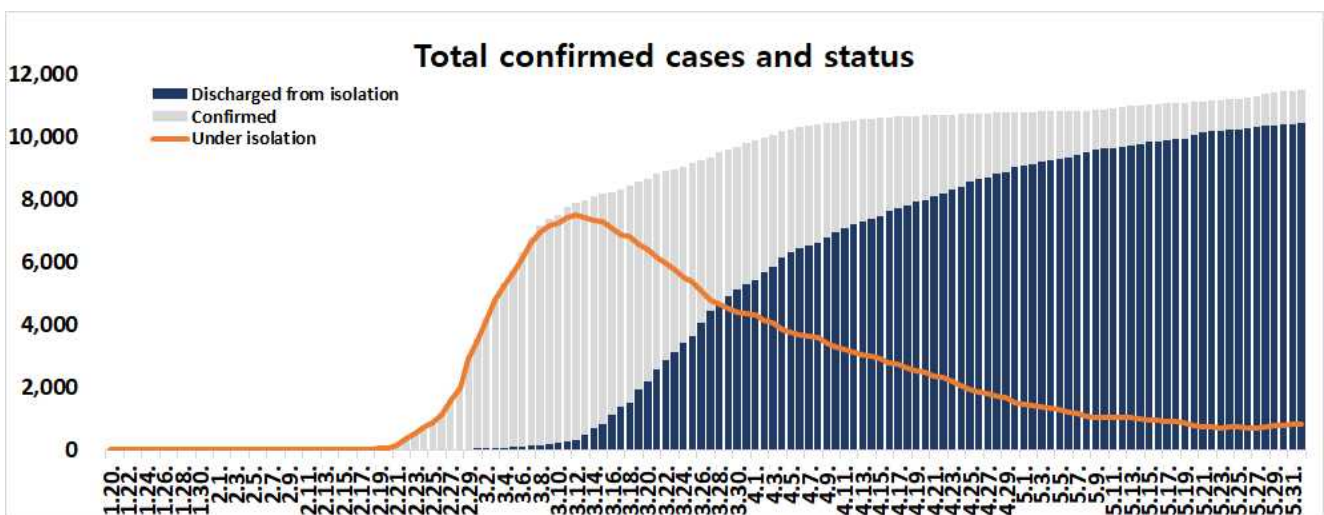
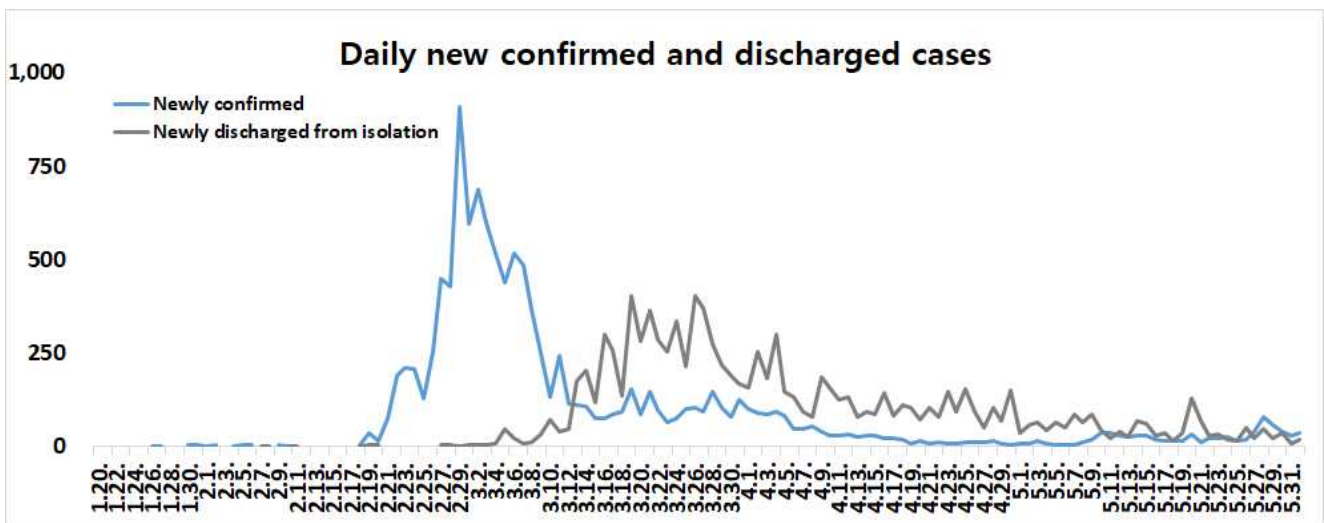
Korea Centers for Disease Control & Prevention

# Updates on COVID-19 in Republic of Korea

1 June 2020

○ As of 0:00, 1 June 2020, the total number of confirmed cases is 11,503 (including 1,264 imported cases), of which 10,422 cases have been discharged from isolation. Newly confirmed cases are 35 in total.

Period (since 3 Jan)	Total	Tested positive (PCR)				Testing in progress	Tested negative (PCR)
		Confirmed	Discharged from isolation	Under isolation	Deceased		
As of 0:00 31 May (Sun)	910,822	11,468	10,405	793	270	23,294	876,060
<b>As of 0:00 1 June (Mon)</b>	921,391	11,503	10,422	810	271	24,058	885,830
<b>Difference</b>	(+)10,569	(+)35	(+)17	(+)17	(+)1	(+)764	(+)9,770





KCDC

Korea Centers for Disease Control & Prevention

# Updates on COVID-19 in Republic of Korea

1 June 2020

○ Regional distribution of total confirmed cases:

	Total	City							
		Seoul	Busan	Daegu	Incheon	Gwangju	Daejeon	Ulsan	Sejong
Isolated	810	231	6	88	126	2	3	6	0
Discharged	10,422	627	138	6,610	98	30	42	45	47
Deceased	271	4	3	186	0	0	1	1	0
<b>Subtotal</b>	<b>11,503</b>	<b>862</b>	<b>147</b>	<b>6,884</b>	<b>224</b>	<b>32</b>	<b>46</b>	<b>52</b>	<b>47</b>
New (Difference)	35	1	0	1	18	0	0	0	0

	Total	Province									Other
		Gyeonggi	Gangwon	Chungbuk	Chungnam	Jeonbuk	Jeonnam	Gyeongbuk	Gyeongnam	Jeju	
Isolated	176	4	11	4	2	3	29	2	2	115	
Discharged	657	50	49	142	19	17	1,296	121	13	421	
Deceased	19	3	0	0	0	0	54	0	0	0	
<b>Subtotal</b>	<b>852</b>	<b>57</b>	<b>60</b>	<b>146</b>	<b>21</b>	<b>20</b>	<b>1,379</b>	<b>123</b>	<b>15</b>	<b>536</b>	
New (Difference)	12	0	0	0	0	1	0	0	0	2	

○ Case distribution by region:

Region	# of cases	(%)	Incidence rate (per 0.1M)	Region	# of cases	(%)	Incidence rate (per 0.1M)
Seoul	862	(7.49)	8.86	Gyeonggi	852	(7.41)	6.43
Busan	147	(1.28)	4.31	Gangwon	57	(0.50)	3.70
Daegu	6,884	(59.85)	282.54	Chungbuk	60	(0.52)	3.75
Incheon	224	(1.95)	7.58	Chungnam	146	(1.27)	6.88
Gwangju	32	(0.28)	2.20	Jeonbuk	21	(0.18)	1.16
Daejeon	46	(0.40)	3.12	Jeonnam	20	(0.17)	1.07
Ulsan	52	(0.45)	4.53	Gyeongbuk	1,379	(11.99)	51.79
Sejong	47	(0.41)	13.73	Gyeongnam	123	(1.07)	3.66
Border Screening	536	(4.66)	-	Jeju	15	(0.13)	2.24
<b>Total</b>				<b>11,503 (100) 22.19</b>			



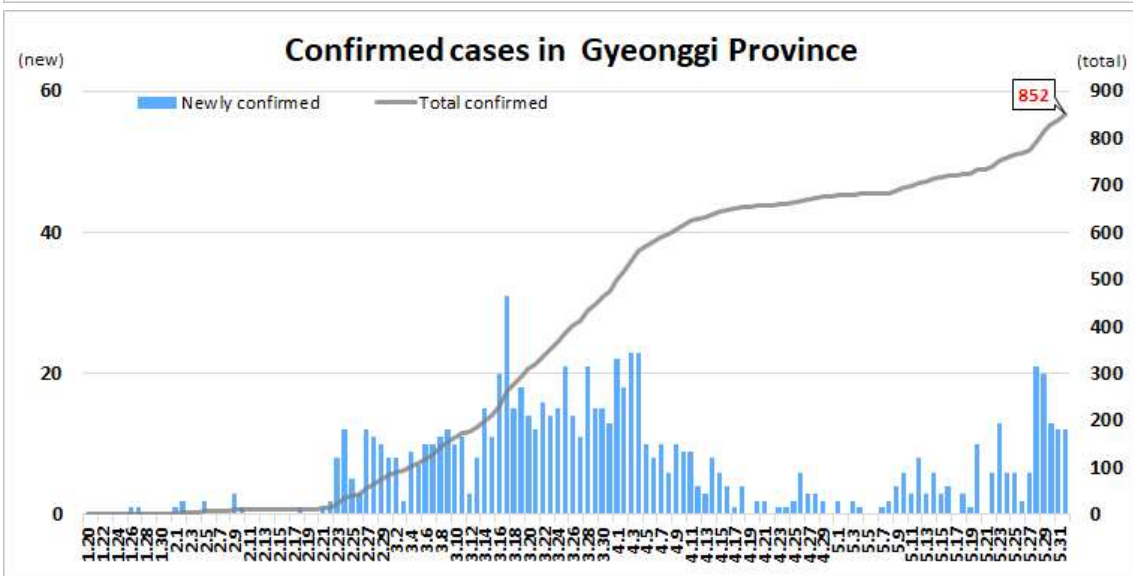
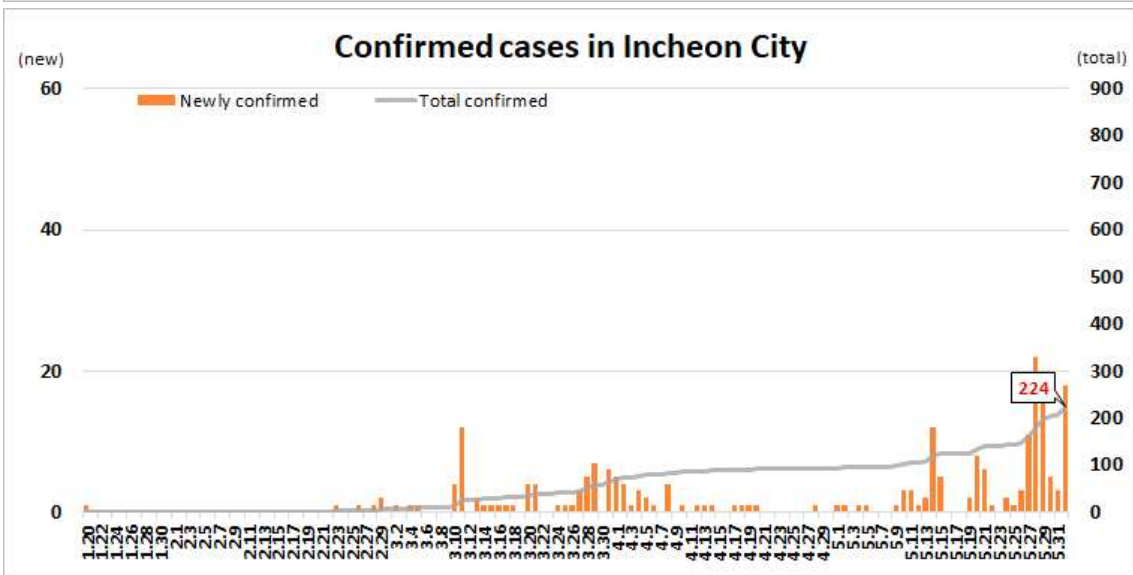
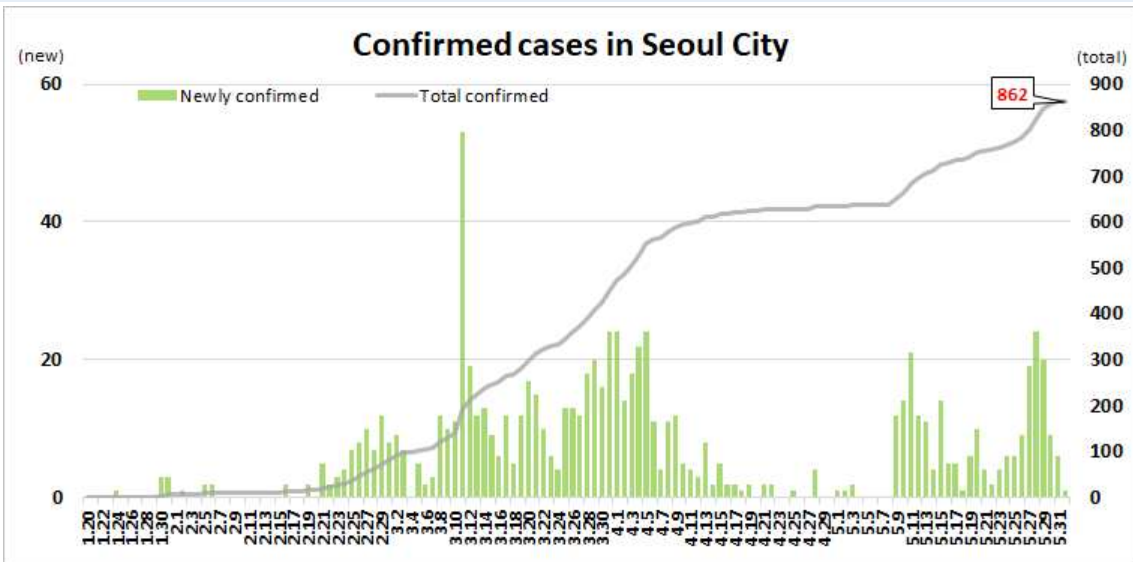
KCDC

Korea Centers for Disease Control & Prevention

# Updates on COVID-19 in Republic of Korea

1 June 2020

## DAILY NEW AND TOTAL CASES IN SEOUL/INCHEON/GYEONGGI REGIONS





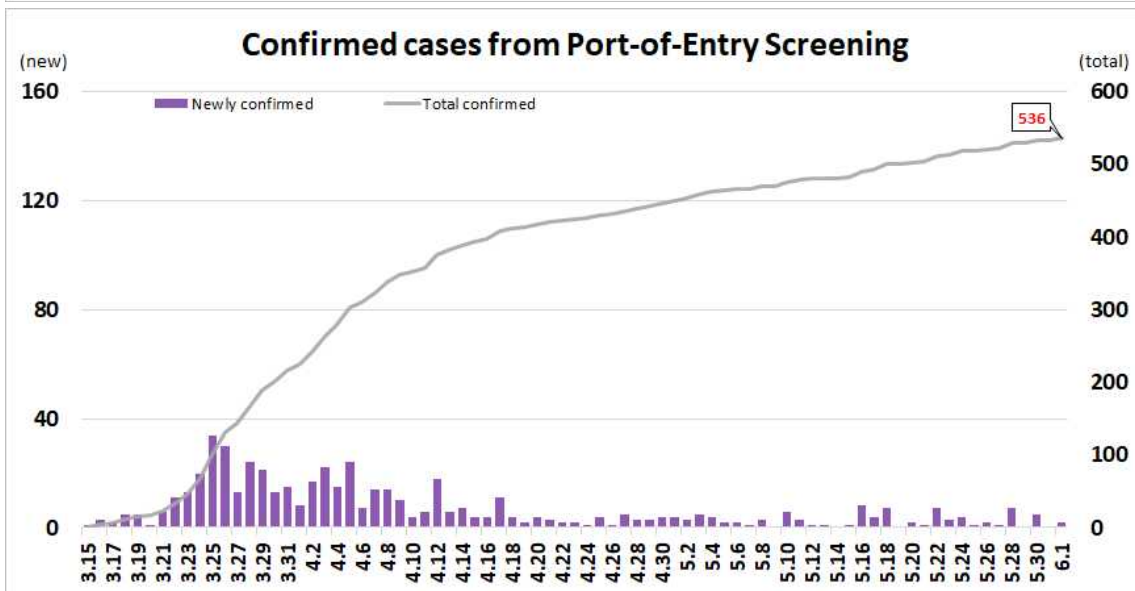
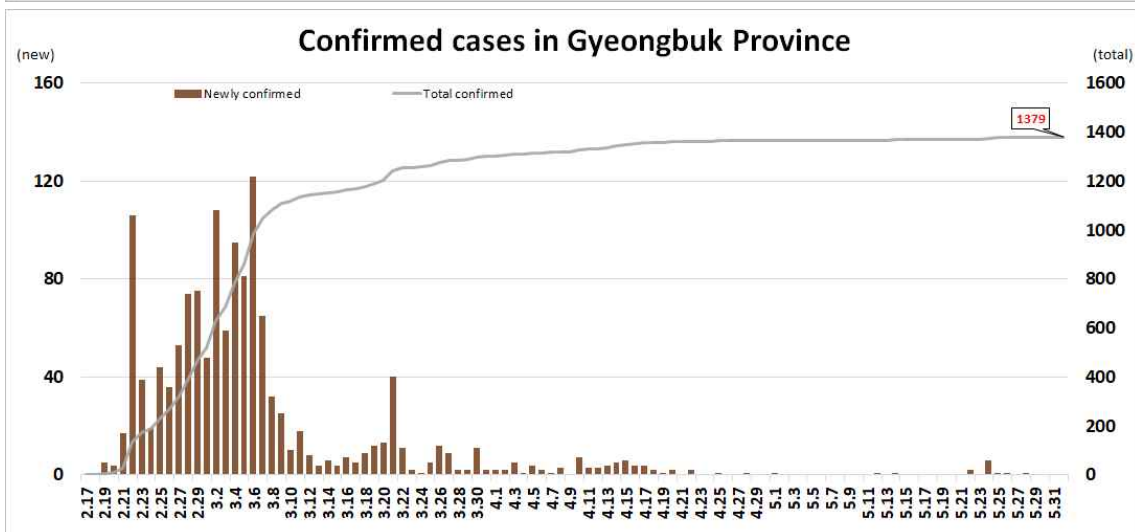
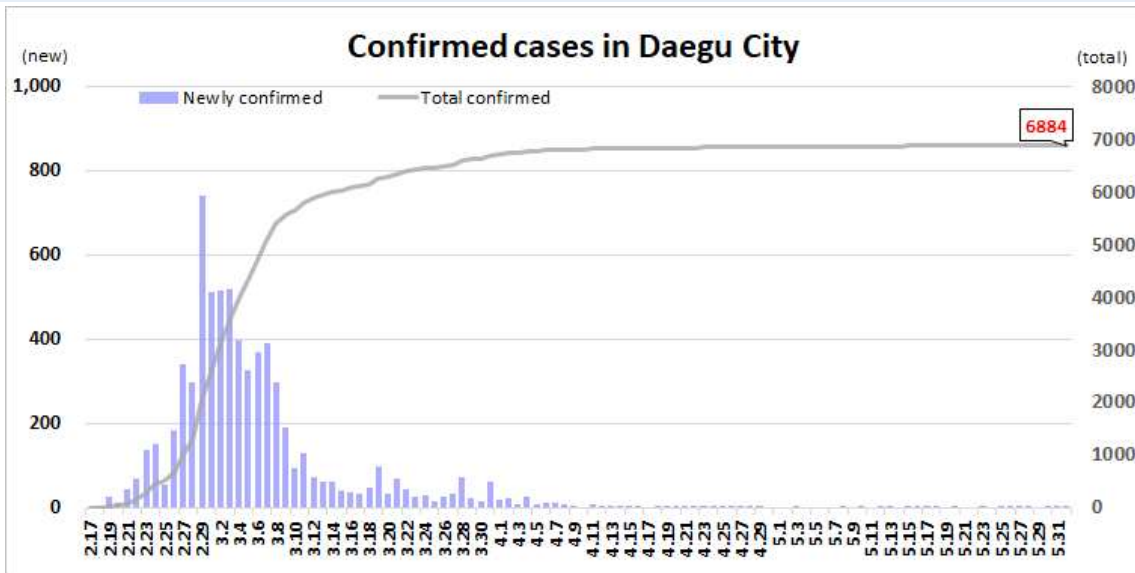
KCDC

Korea Centers for Disease Control & Prevention

# Updates on COVID-19 in Republic of Korea

1 June 2020

## DAILY NEW AND TOTAL CASES IN DAEGU / GYEONGBUK / BORDER SCREENING





KCDC

Korea Centers for Disease Control & Prevention

# Updates on COVID-19 in Republic of Korea

1 June 2020

## ○ Distribution by gender and age group:

		Confirmed Cases (%)	Deaths (%)	Fatality rate (%)
Total		11,503 (100)	271 (100)	2.36
Sex	Male	4,806 (41.78)	143 (52.77)	2.98
	Female	6,697 (58.22)	128 (47.23)	1.91
Age	80 and above	498 (4.33)	132 (48.71)	26.51
	70-79	727 (6.32)	80 (29.52)	11.00
	60-69	1,410 (12.26)	39 (14.39)	2.77
	50-59	2,052 (17.84)	15 (5.54)	0.73
	40-49	1,527 (13.27)	3 (1.11)	0.20
	30-39	1,296 (11.27)	2 (0.74)	0.15
	20-29	3,178 (27.63)	0 (0.00)	-
	10-19	657 (5.71)	0 (0.00)	-
	0-9	158 (1.37)	0 (0.00)	-

## INCIDENCE RATE BY AGE GROUP (PER 100,000)



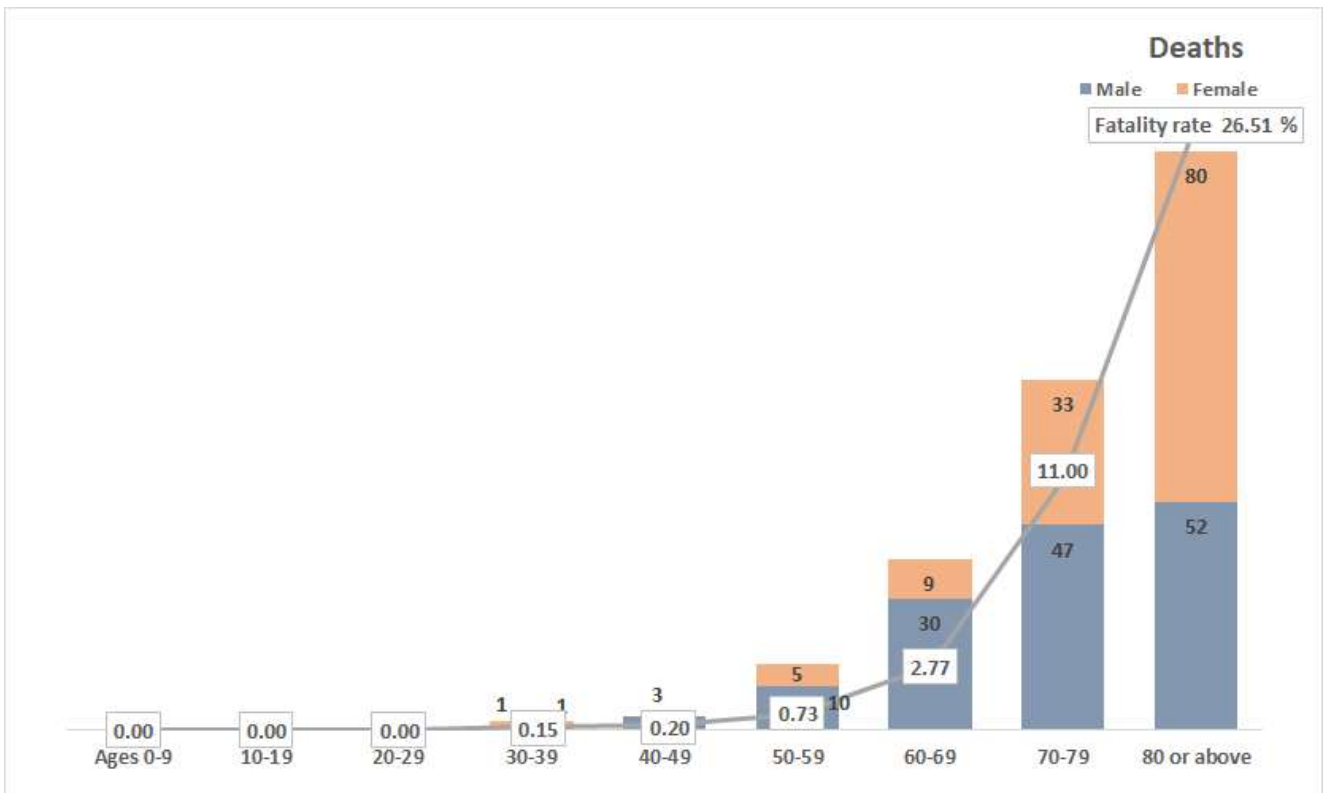
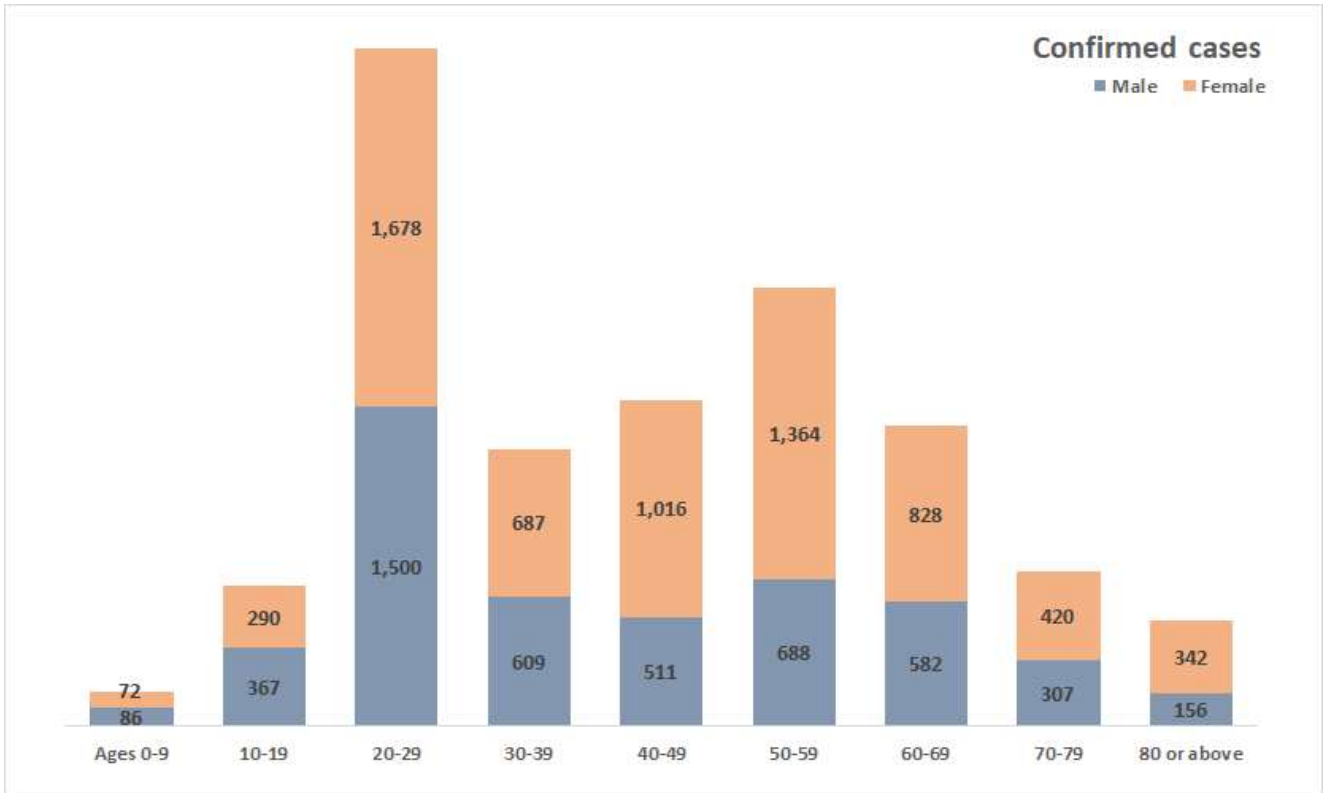


KCDC

Korea Centers for Disease Control & Prevention

# Updates on COVID-19 in Republic of Korea

1 June 2020





KCDC

Korea Centers for Disease Control & Prevention

# Updates on COVID-19 in Republic of Korea

1 June 2020

## IMPORTED CASES

