



KCDC

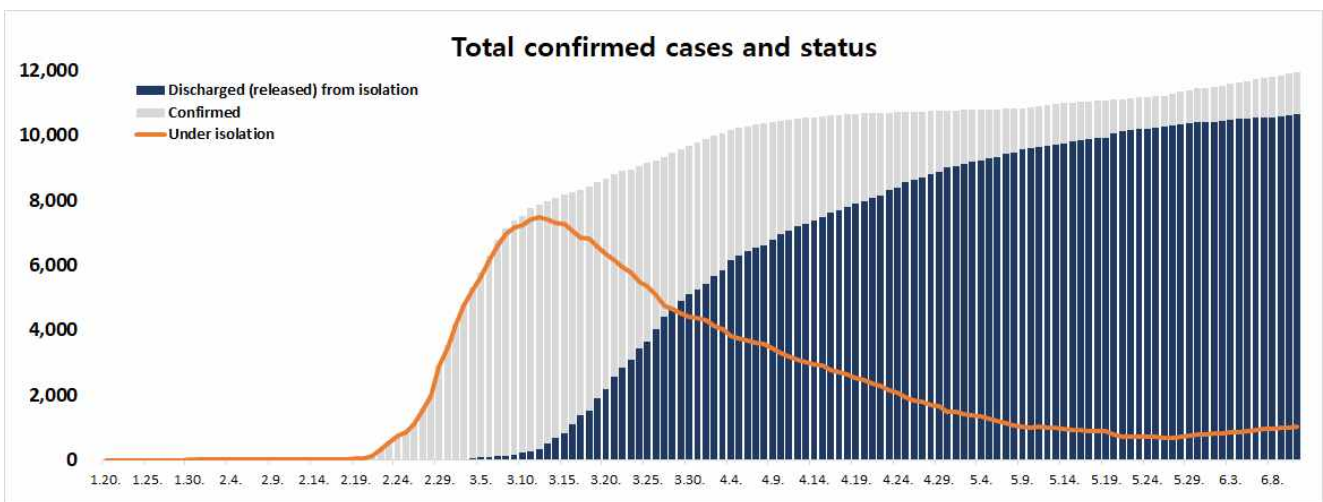
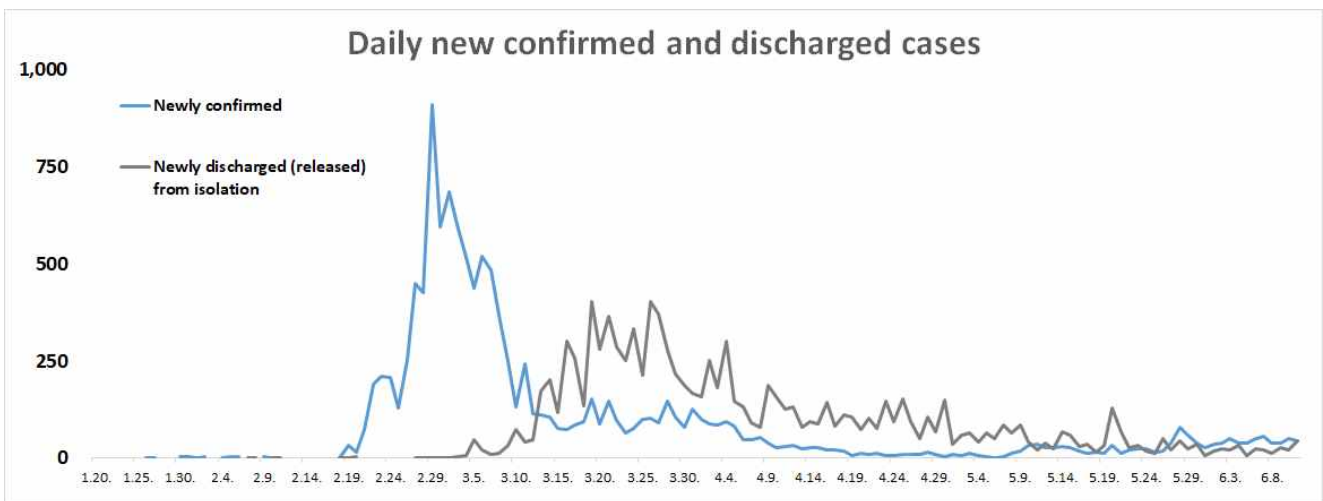
Korea Centers for Disease Control & Prevention

Updates on COVID-19 in Republic of Korea

11 June 2020

○ As of 0:00, 11 June 2020, the total number of confirmed cases is 11,947 (including 1,312 imported cases), of which 10,654 cases have been discharged from isolation. Newly confirmed cases are 45 in total.

| Period (since 3 Jan) | Total | Tested positive (PCR) | | | | Testing in progress | Tested negative (PCR) |
|---------------------------------------|------------------|-----------------------|---------------------------|-----------------|------------|---------------------|-----------------------|
| | | Confirmed | Discharged from isolation | Under isolation | Deceased | | |
| As of 0:00 10 June (Wed) | 1,051,972 | 11,902 | 10,611 | 1,015 | 276 | 26,223 | 1,013,847 |
| As of 0:00 11 June (Thurs) | 1,066,888 | 11,947 | 10,654 | 1,017 | 276 | 25,494 | 1,029,447 |
| Difference | (+)14,916 | (+)45 | (+)43 | (+)2 | 0 | (-)729 | (+)15,600 |





KCDC

Korea Centers for Disease Control & Prevention

Updates on COVID-19 in Republic of Korea

11 June 2020

○ Regional distribution of total confirmed cases:

| | Total | City | | | | | | | |
|------------------|---------------|--------------|------------|--------------|------------|-----------|-----------|-----------|-----------|
| | | Seoul | Busan | Daegu | Incheon | Gwangju | Daejeon | Ulsan | Sejong |
| Isolated | 1,017 | 369 | 3 | 49 | 164 | 2 | 2 | 5 | 0 |
| Discharged | 10,654 | 675 | 141 | 6,651 | 136 | 30 | 43 | 47 | 47 |
| Deceased | 276 | 4 | 3 | 188 | 0 | 0 | 1 | 1 | 0 |
| Subtotal | 11,947 | 1,048 | 147 | 6,888 | 300 | 32 | 46 | 53 | 47 |
| New (Difference) | 45 | 21 | 0 | 0 | 6 | 0 | 0 | 0 | 0 |

| | Total | Province | | | | | | | | |
|------------------|------------|-----------|-----------|------------|-----------|-----------|--------------|------------|-----------|------------|
| | | Gyeonggi | Gangwon | Chungbuk | Chungnam | Jeonbuk | Jeonnam | Gyeongbuk | Gyeongnam | Jeju |
| Isolated | 279 | 5 | 9 | 7 | 2 | 2 | 17 | 4 | 2 | 96 |
| Discharged | 691 | 51 | 52 | 143 | 19 | 18 | 1,312 | 123 | 13 | 462 |
| Deceased | 22 | 3 | 0 | 0 | 0 | 0 | 54 | 0 | 0 | 0 |
| Subtotal | 992 | 59 | 61 | 150 | 21 | 20 | 1,383 | 127 | 15 | 558 |
| New (Difference) | 16 | 0 | 0 | 0 | 0 | 0 | 0 | 0 | 0 | 2 |

○ Case distribution by region:

| Region | # of cases | (%) | Incidence rate (per 0.1M) | Region | # of cases | (%) | Incidence rate (per 0.1M) |
|------------------|------------|---------|---------------------------|---------------------------|------------|---------|---------------------------|
| Seoul | 1,048 | (8.77) | 10.77 | Gyeonggi | 992 | (8.30) | 7.49 |
| Busan | 147 | (1.23) | 4.31 | Gangwon | 59 | (0.49) | 3.83 |
| Daegu | 6,888 | (57.65) | 282.70 | Chungbuk | 61 | (0.51) | 3.81 |
| Incheon | 300 | (2.51) | 10.15 | Chungnam | 150 | (1.26) | 7.07 |
| Gwangju | 32 | (0.27) | 2.20 | Jeonbuk | 21 | (0.18) | 1.16 |
| Daejeon | 46 | (0.39) | 3.12 | Jeonnam | 20 | (0.17) | 1.07 |
| Ulsan | 53 | (0.44) | 4.62 | Gyeongbuk | 1,383 | (11.58) | 51.94 |
| Sejong | 47 | (0.39) | 13.73 | Gyeongnam | 127 | (1.06) | 3.78 |
| Border Screening | 558 | (4.67) | - | Jeju | 15 | (0.13) | 2.24 |
| Total | | | | 11,947 (100) 23.04 | | | |



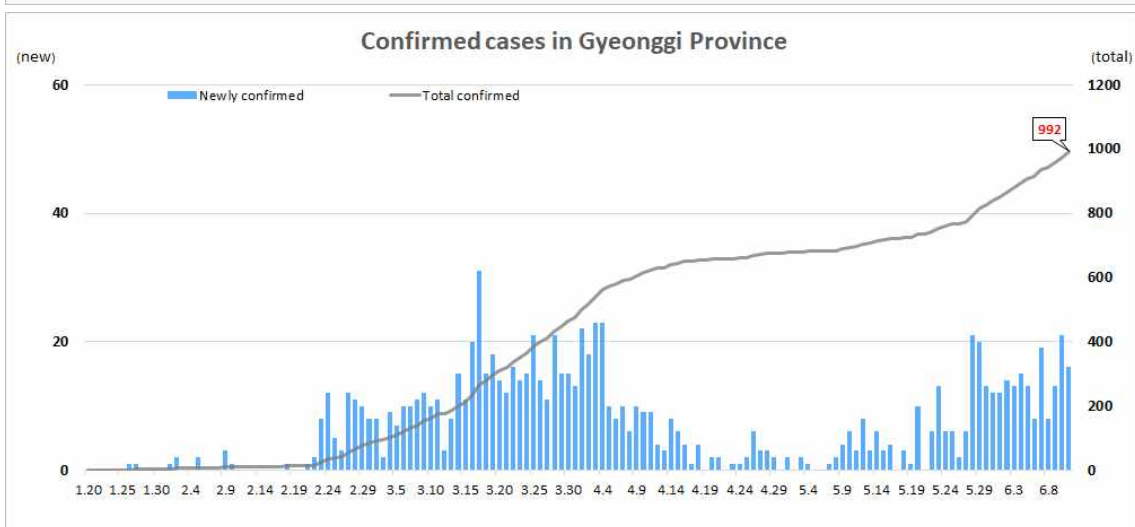
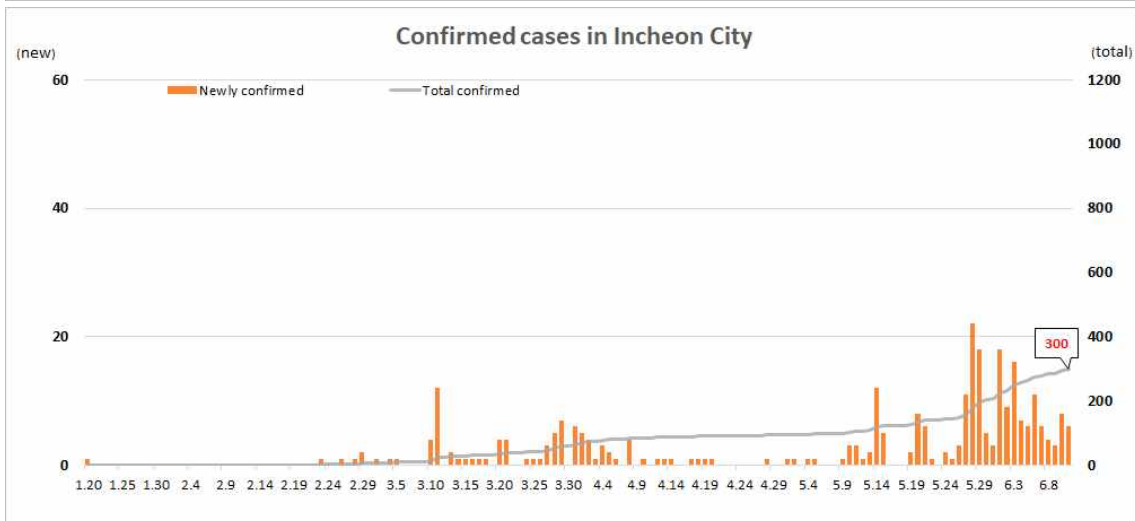
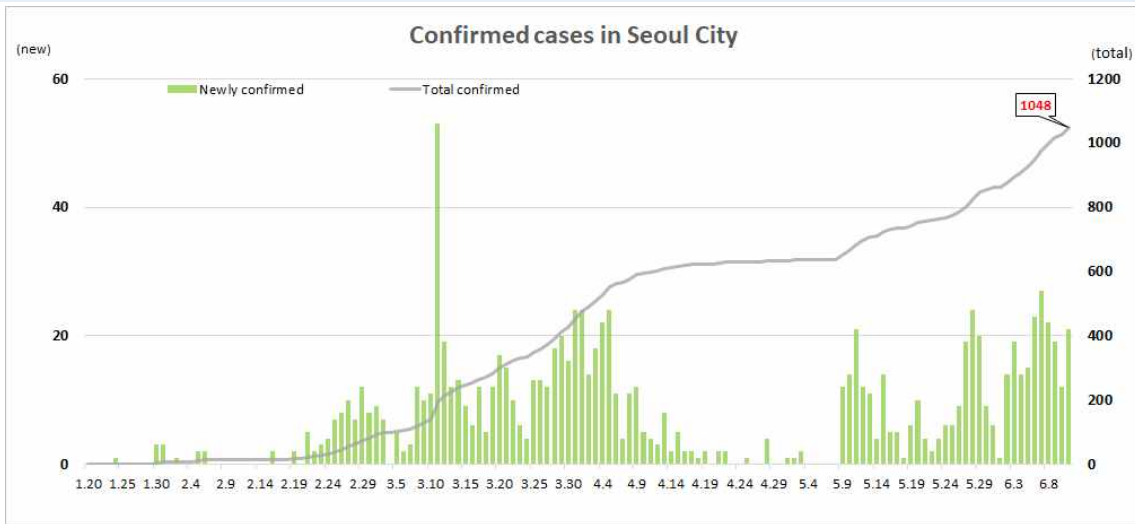
KCDC

Korea Centers for Disease Control & Prevention

Updates on COVID-19 in Republic of Korea

11 June 2020

DAILY NEW AND TOTAL CASES IN SEOUL/INCHEON/GYEONGGI REGIONS





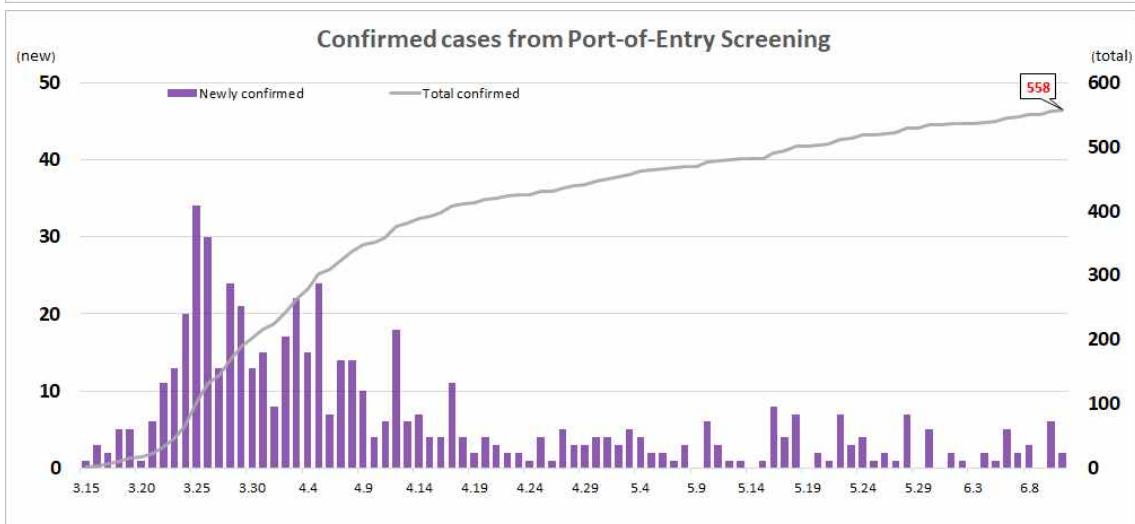
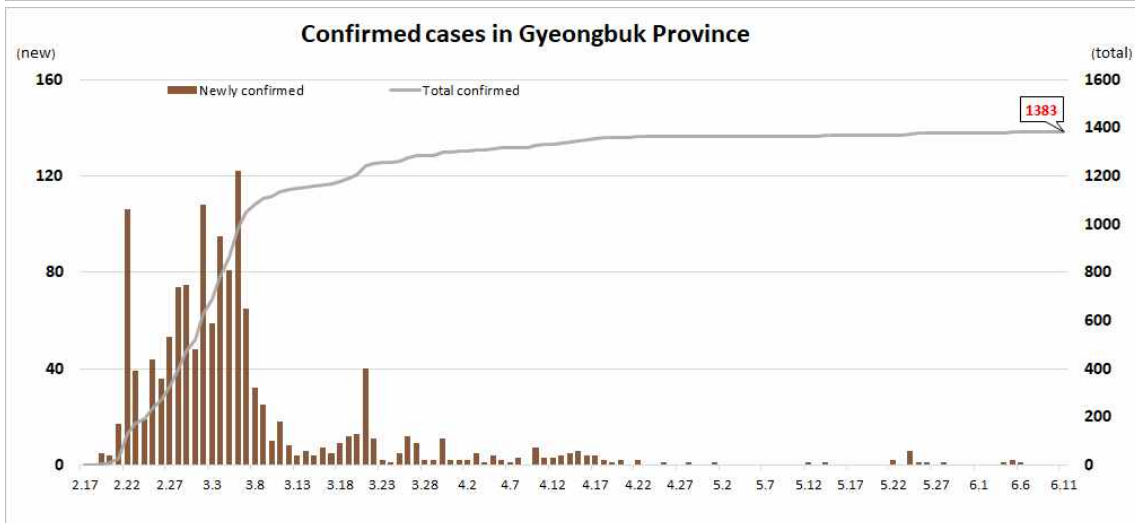
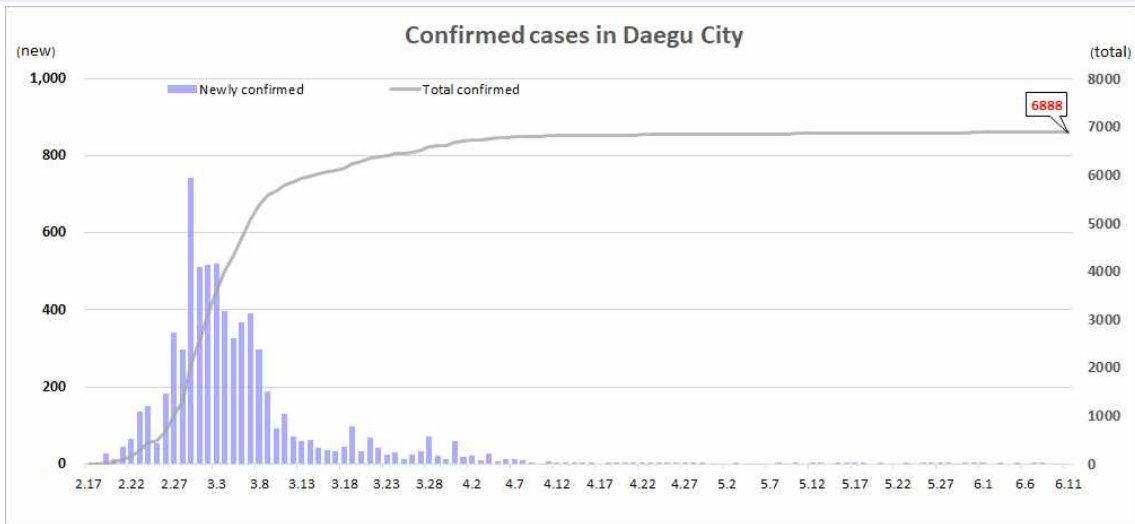
KCDC

Korea Centers for Disease Control & Prevention

Updates on COVID-19 in Republic of Korea

11 June 2020

DAILY NEW AND TOTAL CASES IN DAEGU / GYEONGBUK / BORDER SCREENING





KCDC

Korea Centers for Disease Control & Prevention

Updates on COVID-19 in Republic of Korea

11 June 2020

○ Distribution by gender and age group:

| | | Confirmed Cases (%) | Deaths (%) | Fatality rate (%) |
|-------|--------------|---------------------|-------------|-------------------|
| Total | | 11,947 (100) | 276 (100) | 2.31 |
| Sex | Male | 5,030 (42.10) | 147 (53.26) | 2.92 |
| | Female | 6,917 (57.90) | 129 (46.74) | 1.86 |
| Age | 80 and above | 519 (4.34) | 136 (49.28) | 26.20 |
| | 70-79 | 787 (6.59) | 81 (29.35) | 10.29 |
| | 60-69 | 1,517 (12.70) | 39 (14.13) | 2.57 |
| | 50-59 | 2,137 (17.89) | 15 (5.43) | 0.70 |
| | 40-49 | 1,574 (13.17) | 3 (1.09) | 0.19 |
| | 30-39 | 1,345 (11.26) | 2 (0.72) | 0.15 |
| | 20-29 | 3,223 (26.98) | 0 (0.00) | - |
| | 10-19 | 677 (5.67) | 0 (0.00) | - |
| | 0-9 | 168 (1.41) | 0 (0.00) | - |

INCIDENCE RATE BY AGE GROUP (PER 100,000)



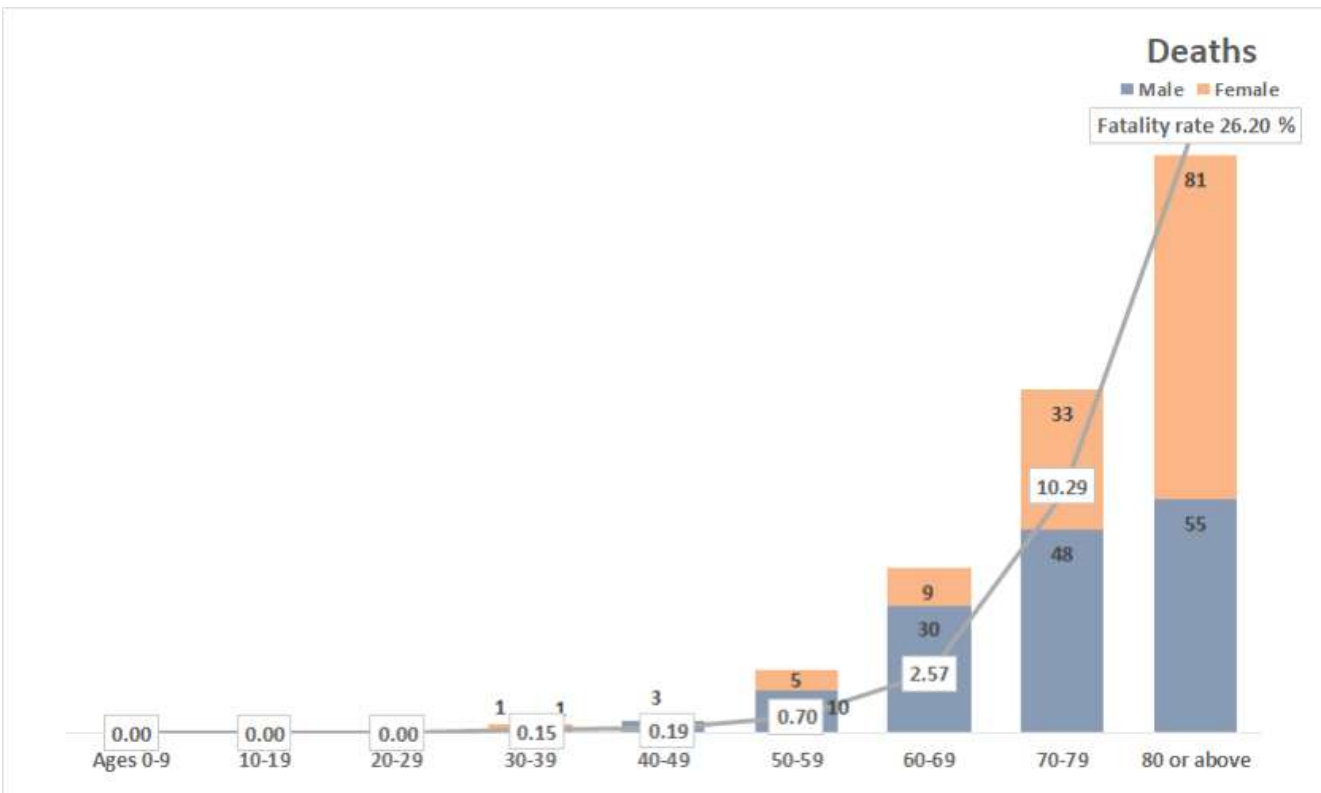
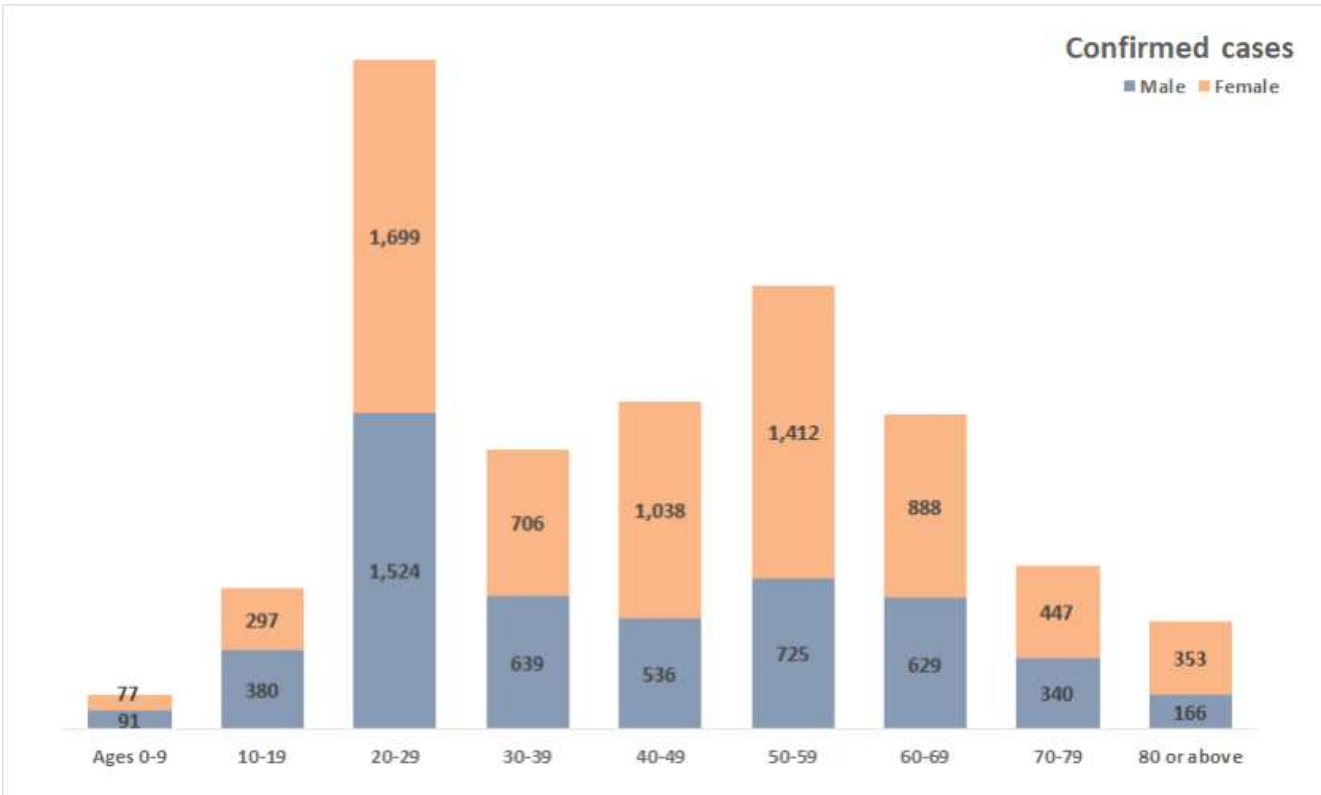


KCDC

Korea Centers for Disease Control & Prevention

Updates on COVID-19 in Republic of Korea

11 June 2020





KCDC

Korea Centers for Disease Control & Prevention

Updates on COVID-19 in Republic of Korea

11 June 2020

IMPORTED CASES

