



KCDC

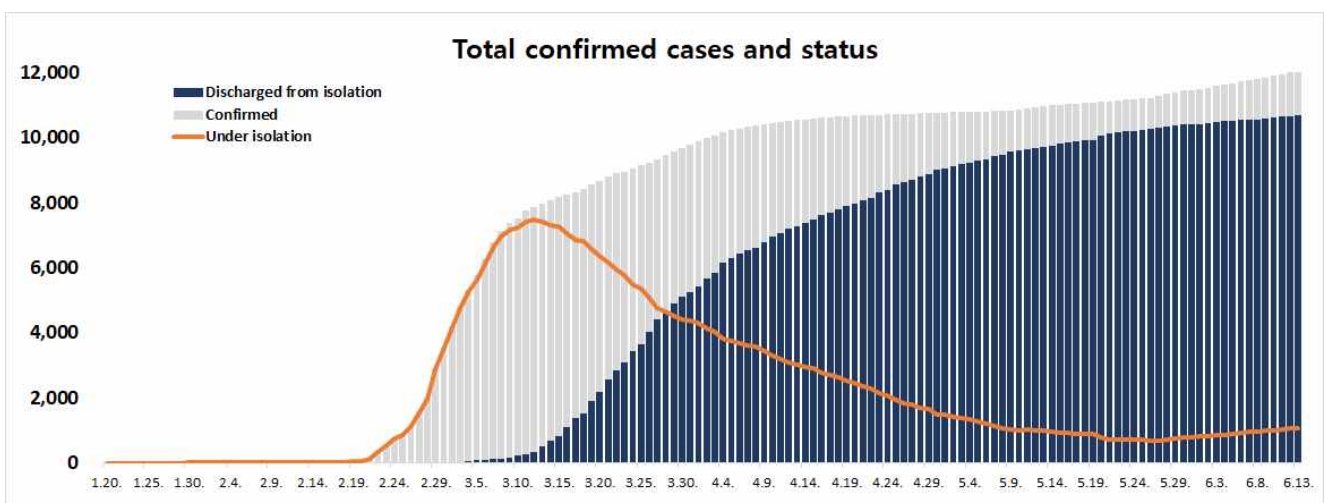
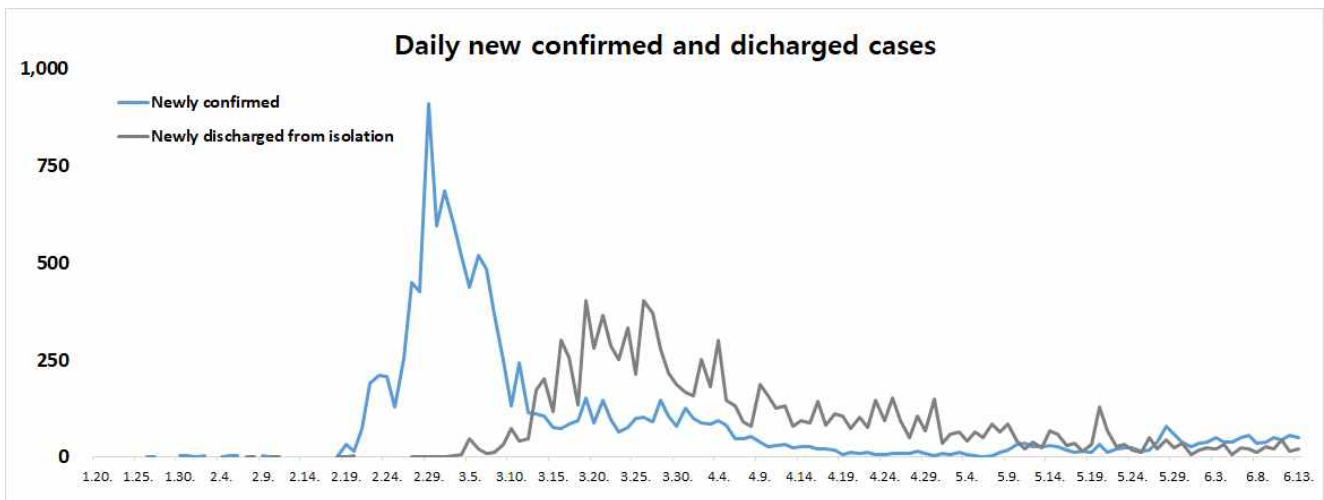
Korea Centers for Disease Control & Prevention

The Updates of COVID-19 in Republic of Korea

13 June 2020

○ As of 0:00, 13 June 2020, the total number of confirmed cases is 12,051 (including 1,330 imported cases), of which 10,691 cases have been discharged from isolation. Newly confirmed cases are 49 in total.

Period (since 3 Jan)	Total	Tested positive (PCR)				Testing in progress	Tested negative (PCR)
		Confirmed	Discharged from isolation	Under isolation	Deceased		
As of 0:00 12 June (Fri)	1,081,486	12,002	10,669	1,056	277	24,244	1,045,240
As of 0:00 13 June (Sat)	1,094,704	12,051	10,691	1,083	277	23,352	1,059,301
Difference	(+)13,218	(+)49	(+)22	(+)27	-	(-)892	(+)14,061





KCDC

Korea Centers for Disease Control & Prevention

The Updates of COVID-19 in Republic of Korea

13 June 2020

○ Regional distribution of total confirmed cases:

	Total	City							
		Seoul	Busan	Daegu	Incheon	Gwangju	Daejeon	Ulsan	Sejong
Isolated	1,083	409	2	44	161	2	2	5	0
Discharged	10,691	688	142	6,659	141	30	43	47	47
Deceased	277	4	3	189	0	0	1	1	0
Subtotal	12,051	1101	147	6,892	302	32	46	53	47
New (Difference)	49	29	0	3	1	0	0	0	0

	Total	Province									Other
		Gyeonggi	Gangwon	Chung-buk	Chung-nam	Jeon-buk	Jeon-nam	Gyeong-buk	Gyeong-nam	Jeju	
Isolated	307	4	9	7	2	2	17	4	1	105	
Discharged	696	52	52	144	19	18	1,312	123	14	464	
Deceased	22	3	0	0	0	0	54	0	0	0	
Subtotal	1,025	59	61	151	21	20	1,383	127	15	569	
New (Difference)	14	0	0	1	0	0	0	0	0	1	

○ Case distribution by region:

Region	# of cases	(%)	Incidence rate (per 0.1M)	Region	# of cases	(%)	Incidence rate (per 0.1M)
Seoul	1,101	(9.14)	11.31	Gyeonggi	1,025	(8.51)	7.74
Busan	147	(1.22)	4.31	Gangwon	59	(0.49)	3.83
Daegu	6,892	(57.19)	282.87	Chungbuk	61	(0.51)	3.81
Incheon	302	(2.51)	10.22	Chungnam	151	(1.25)	7.11
Gwangju	32	(0.27)	2.20	Jeonbuk	21	(0.17)	1.16
Daejeon	46	(0.38)	3.12	Jeonnam	20	(0.17)	1.07
Ulsan	53	(0.44)	4.62	Gyeongbuk	1,383	(11.48)	51.94
Sejong	47	(0.39)	13.73	Gyeongnam	127	(1.05)	3.78
Border Screening	569	(4.72)	-	Jeju	15	(0.12)	2.24
Total				12,051 (100) 23.24			



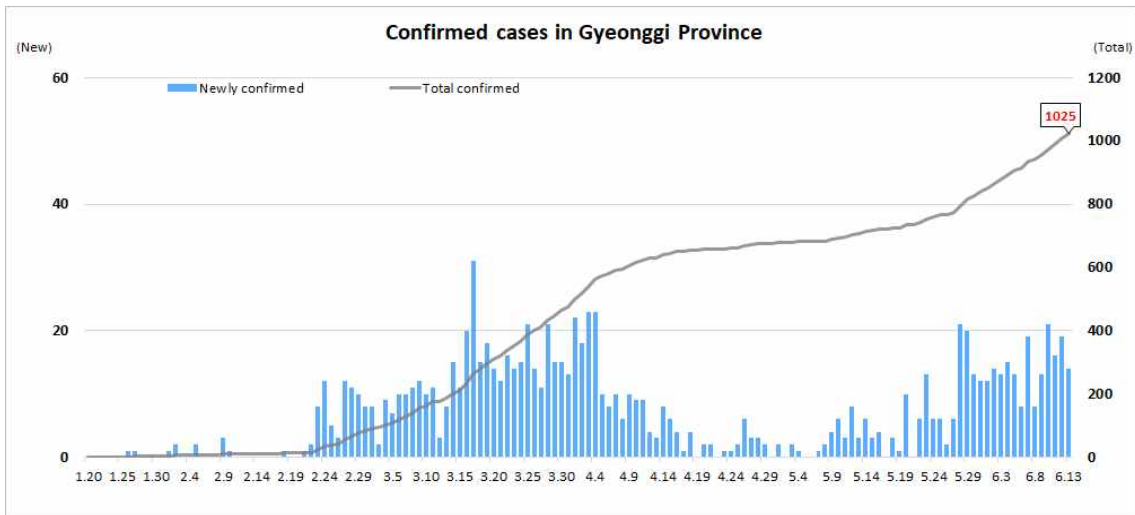
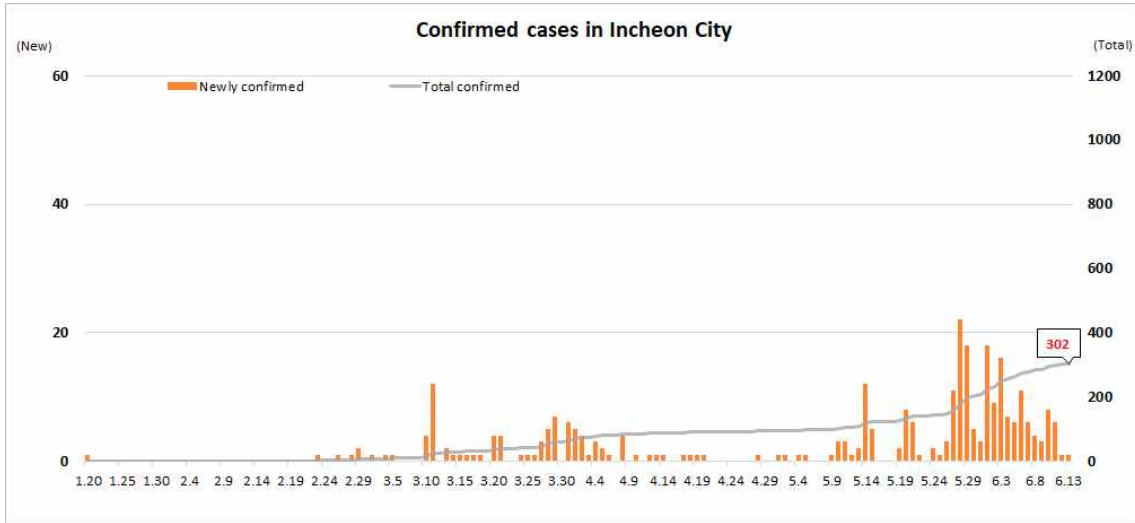
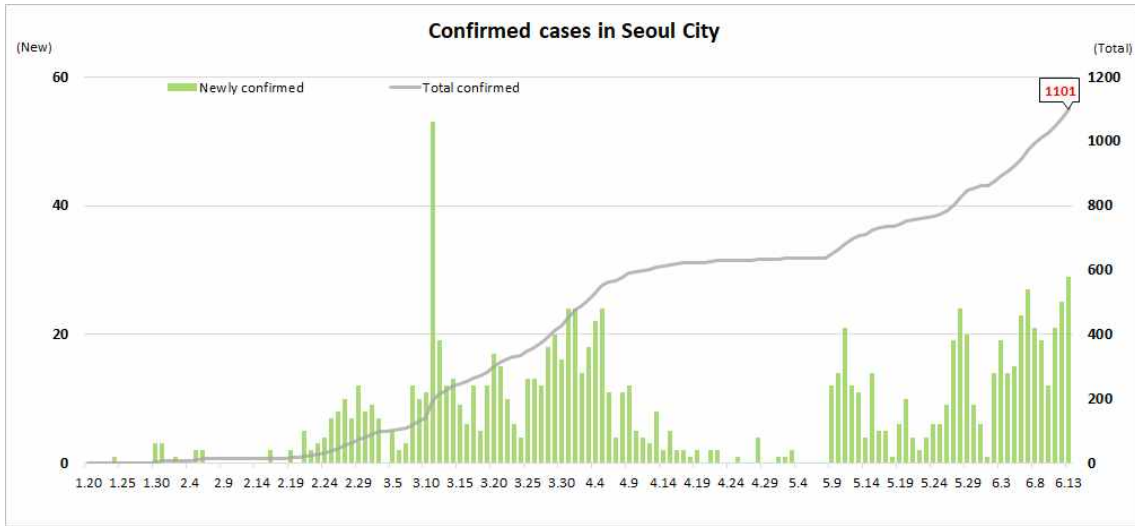
KCDC

Korea Centers for Disease Control & Prevention

The Updates of COVID-19 in Republic of Korea

13 June 2020

DAILY NEW AND TOTAL CASES IN SEOUL/INCHEON/GYEONGGI REGIONS





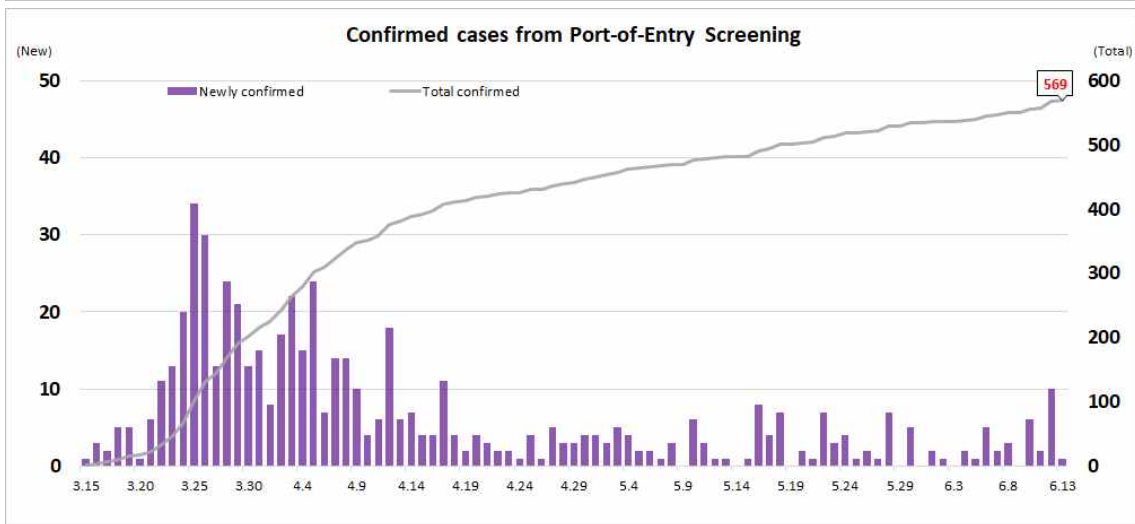
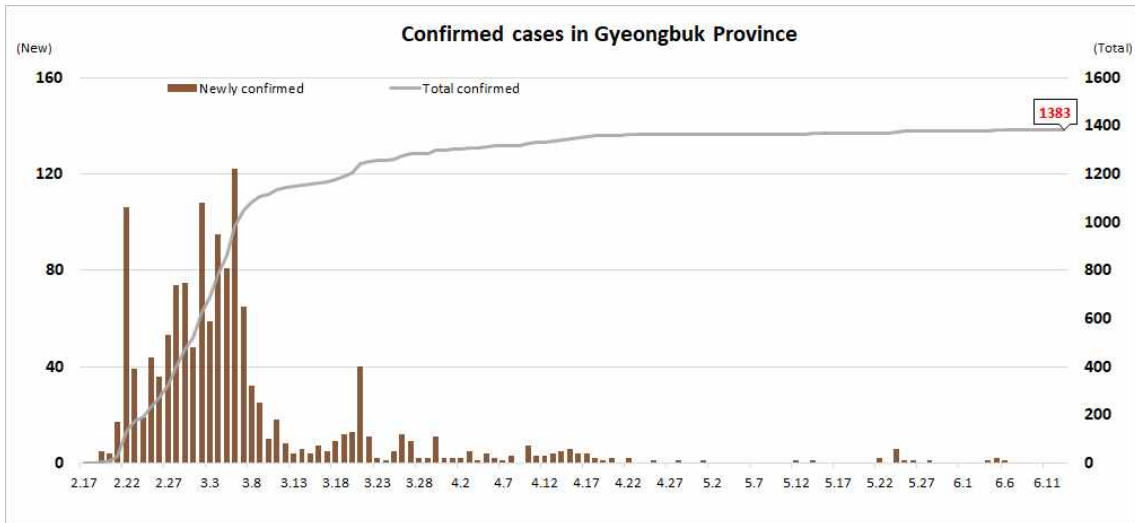
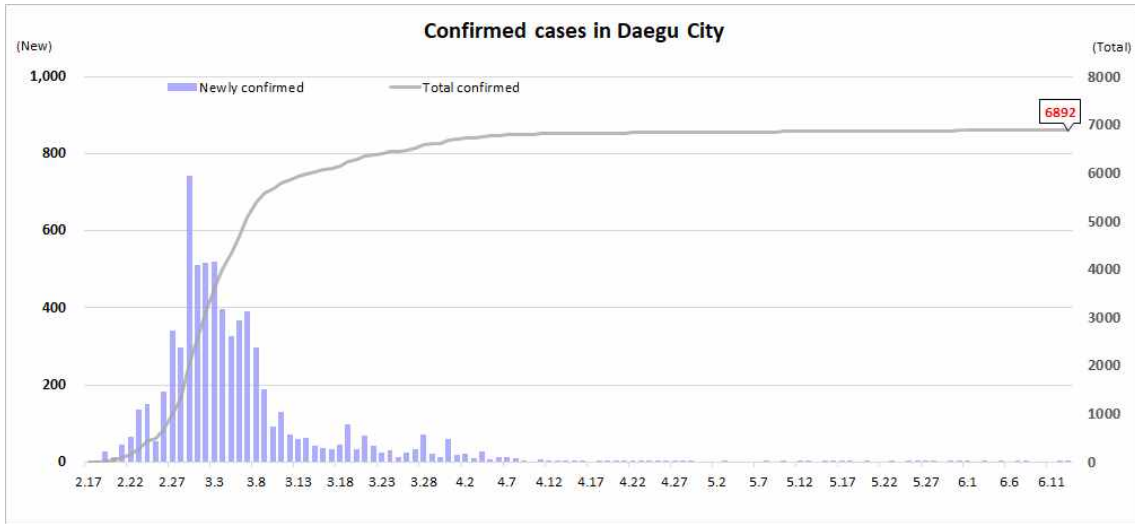
KCDC

Korea Centers for Disease Control & Prevention

The Updates of COVID-19 in Republic of Korea

13 June 2020

DAILY NEW AND TOTAL CASES IN DAEGU / GYEONGBUK / BORDER SCREENING





KCDC

Korea Centers for Disease Control & Prevention

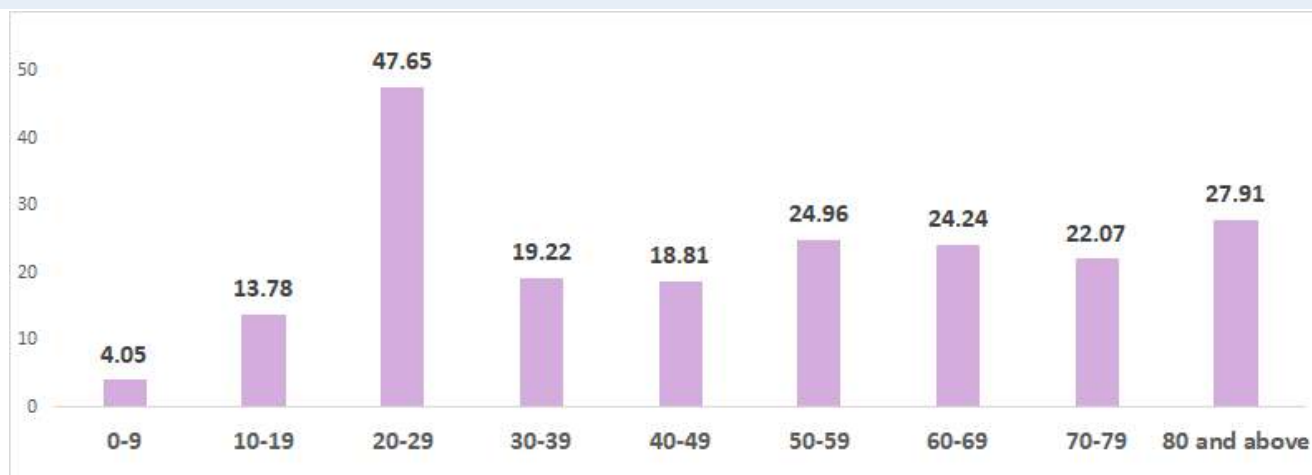
The Updates of COVID-19 in Republic of Korea

13 June 2020

○ Distribution by gender and age group:

		Confirmed Cases (%)	Deaths (%)	Fatality rate (%)
Total		12,051 (100)	277 (100)	2.30
Sex	Male	5,081 (42.16)	147 (53.07)	2.89
	Female	6,970 (57.84)	130 (46.93)	1.87
Age	80 and above	530 (4.40)	136 (49.10)	25.66
	70-79	796 (6.61)	81 (29.24)	10.18
	60-69	1,538 (12.76)	40 (14.44)	2.60
	50-59	2,163 (17.95)	15 (5.42)	0.69
	40-49	1,578 (13.09)	3 (1.08)	0.19
	30-39	1,354 (11.24)	2 (0.72)	0.15
	20-29	3,243 (26.91)	0 (0.00)	-
	10-19	681 (5.65)	0 (0.00)	-
	0-9	168 (1.39)	0 (0.00)	-

INCIDENCE RATE BY AGE GROUP (PER 100,000)



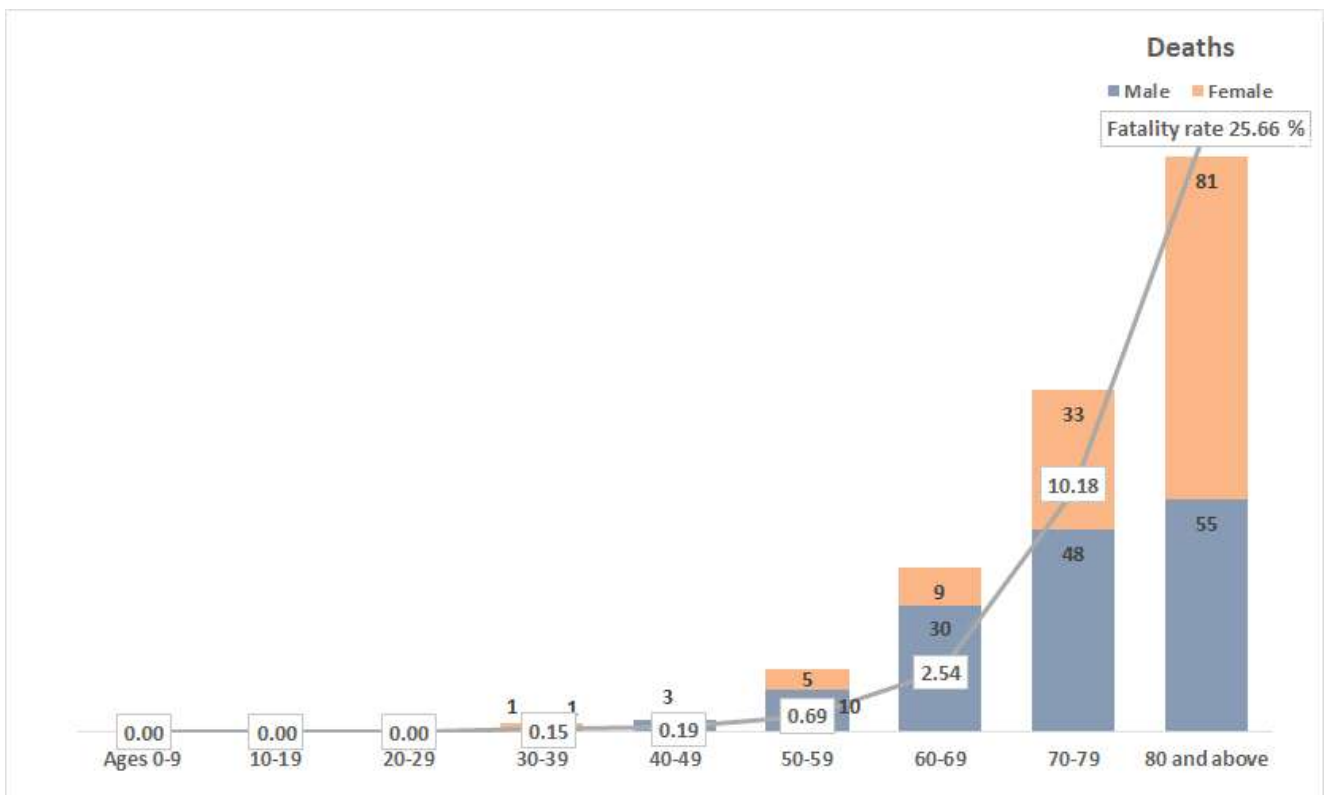
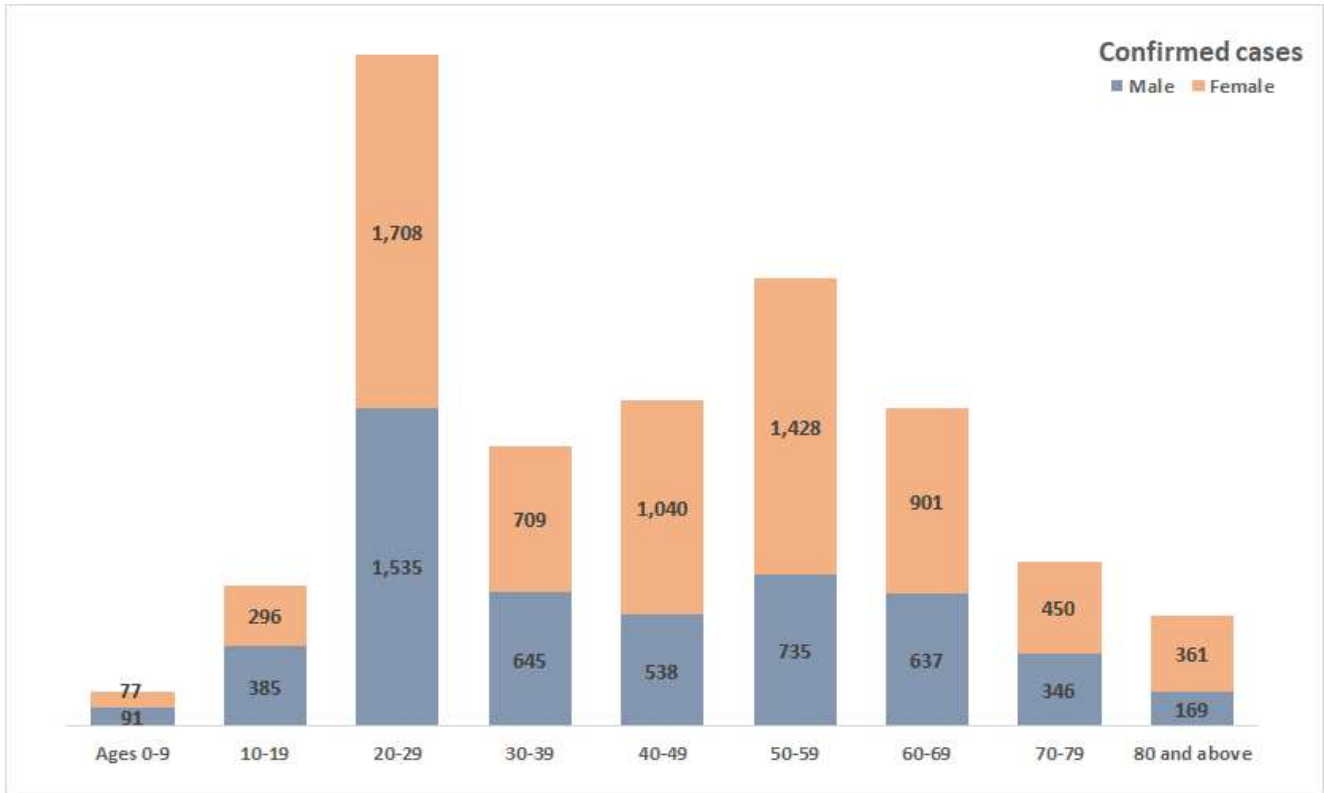


KCDC

Korea Centers for Disease Control & Prevention

The Updates of COVID-19 in Republic of Korea

13 June 2020





KCDC

Korea Centers for Disease Control & Prevention

The Updates of COVID-19 in Republic of Korea

13 June 2020

IMPORTED CASES

