



KCDC

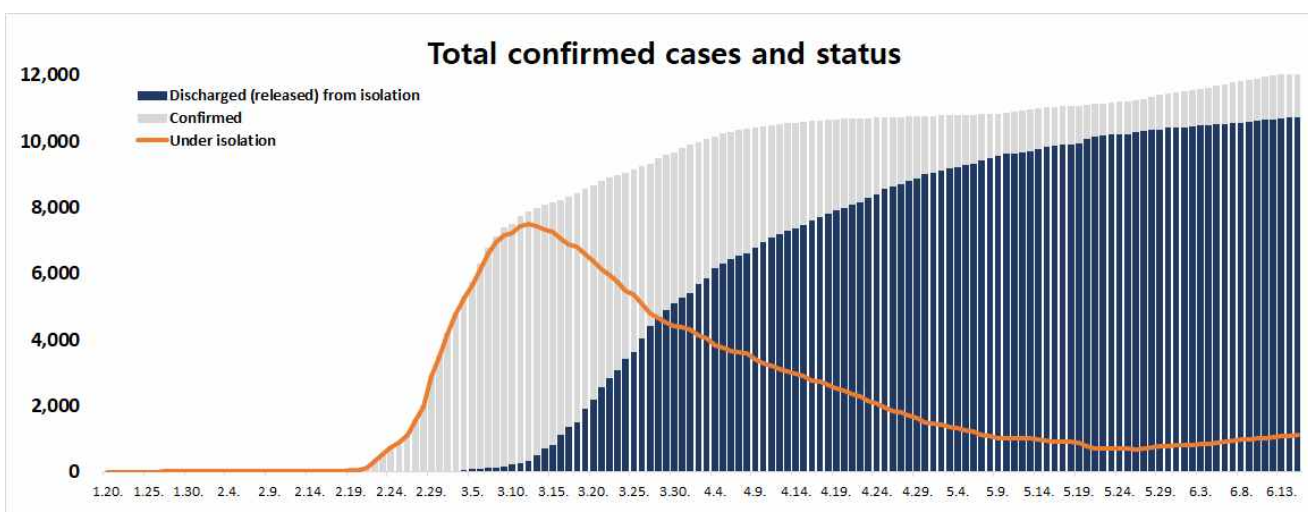
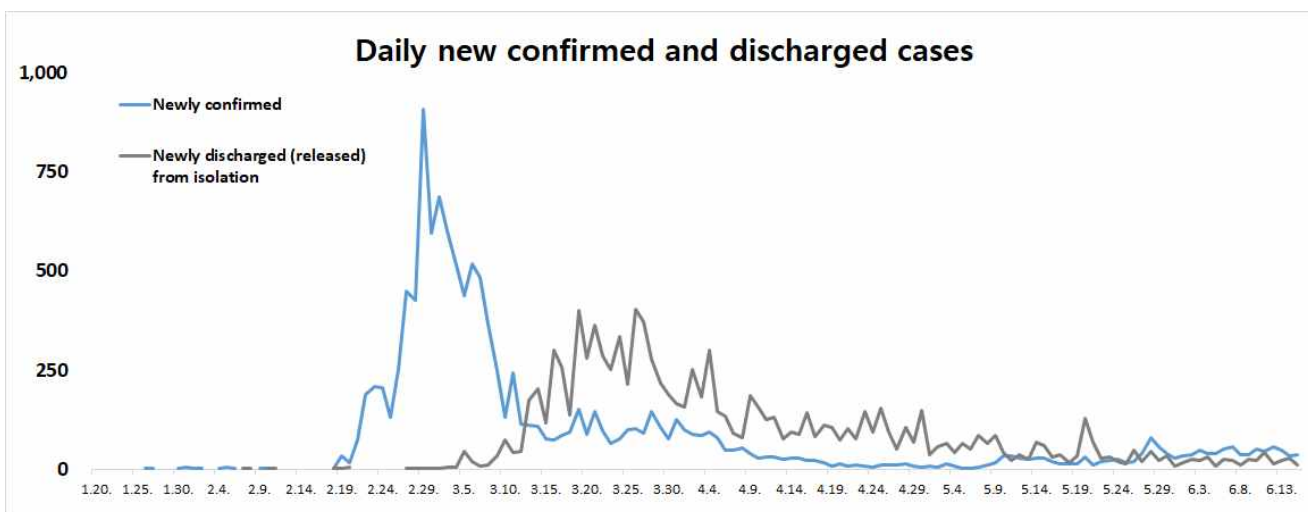
Korea Centers for Disease Control & Prevention

Updates on COVID-19 in Republic of Korea

15 June 2020

○ As of 0:00, 15 June 2020, the total number of confirmed cases is 12,121 (including 1,346 imported cases), of which 10,730 cases have been discharged from isolation. Newly confirmed cases are 37 in total.

Period (since 3 Jan)	Total	Tested positive (PCR)				Testing in progress	Tested negative (PCR)
		Confirmed	Discharged from isolation	Under isolation	Deceased		
As of 0:00 14 June (Sun)	1,100,327	12,084*	10,718	1,089	277	21,356	1,066,887
As of 0:00 15 June (Mon)	1,105,719	12,121	10,730	1,114	277	20,793	1,072,805
Difference	(+)5,392	(+)37	(+)12	(+)25	-	(-)563	(+)5,918





KCDC

Korea Centers for Disease Control & Prevention

Updates on COVID-19 in Republic of Korea

15 June 2020

○ Regional distribution of total confirmed cases:

	Total	City							
		Seoul	Busan	Daegu	Incheon	Gwangju	Daejeon	Ulsan	Sejong
Isolated	1,114	427	2	38	169	2	2	5	0
Discharged	10,730	689	142	6,667	149	30	43	47	47
Deceased	277	4	3	189	0	0	1	1	0
Subtotal	12,121	1,120	147	6,894	318	32	46	53	47
New (Difference)	37	7	0	0	8	0	0	0	0

	Total	Province								
		Gyeonggi	Gangwon	Chungbuk	Chungnam	Jeonbuk	Jeonnam	Gyeongbuk	Gyeongnam	Jeju
Isolated	310	5	9	8	2	2	16	6	0	111
Discharged	713	52	52	144	19	18	1,313	124	15	466
Deceased	22	3	0	0	0	0	54	0	0	0
Subtotal	1,045	60	61	152	21	20	1,383	130	15	577
New (Difference)	10	0	0	2	0	0	0	3	0	7

○ Case distribution by region:

Region	# of cases	(%)	Incidence rate (per 0.1M)	Region	# of cases	(%)	Incidence rate (per 0.1M)
Seoul	1,120	(9.24)	11.51	Gyeonggi	1,045	(8.62)	7.89
Busan	147	(1.21)	4.31	Gangwon	60	(0.50)	3.89
Daegu	6,894	(56.88)	282.95	Chungbuk	61	(0.50)	3.81
Incheon	318	(2.62)	10.76	Chungnam	152	(1.25)	7.16
Gwangju	32	(0.26)	2.20	Jeonbuk	21	(0.17)	1.16
Daejeon	46	(0.38)	3.12	Jeonnam	20	(0.17)	1.07
Ulsan	53	(0.44)	4.62	Gyeongbuk	1,383	(11.41)	51.94
Sejong	47	(0.39)	13.73	Gyeongnam	130	(1.07)	3.87
Border Screening	577	(4.76)	-	Jeju	15	(0.12)	2.24
Total				12,121 (100) 23.38			



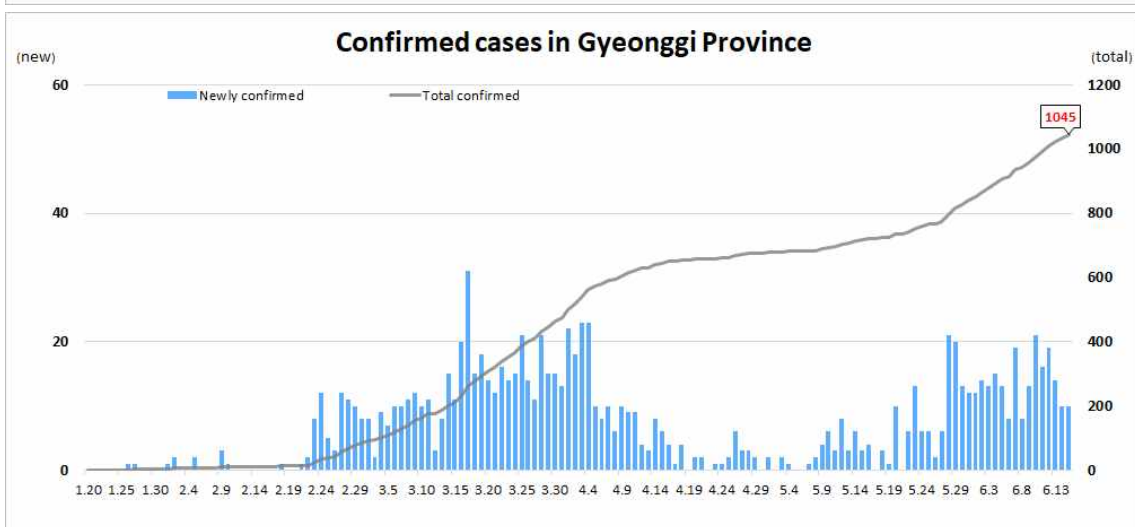
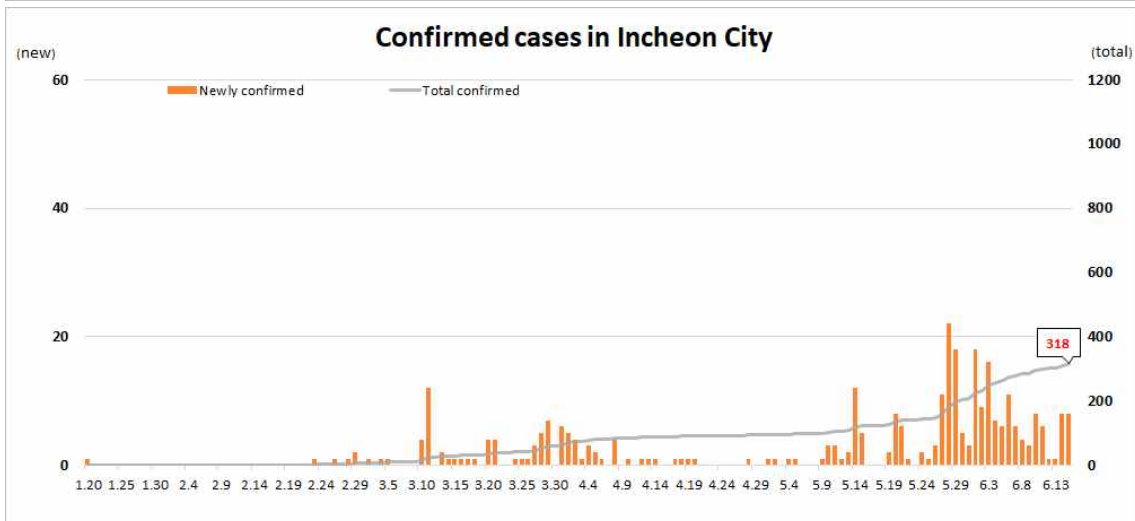
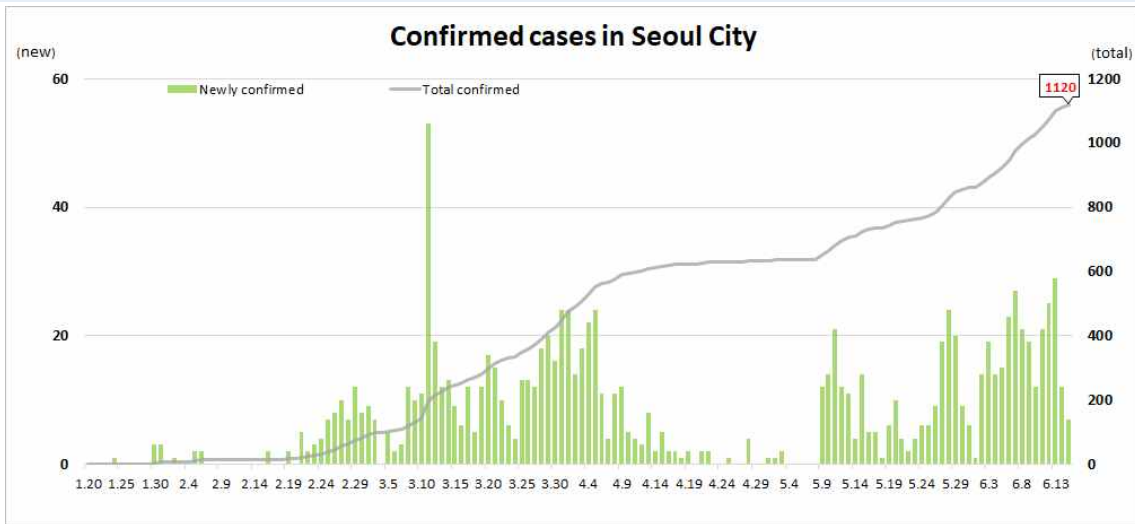
KCDC

Korea Centers for Disease Control & Prevention

Updates on COVID-19 in Republic of Korea

15 June 2020

DAILY NEW AND TOTAL CASES IN SEOUL/INCHEON/GYEONGGI REGIONS





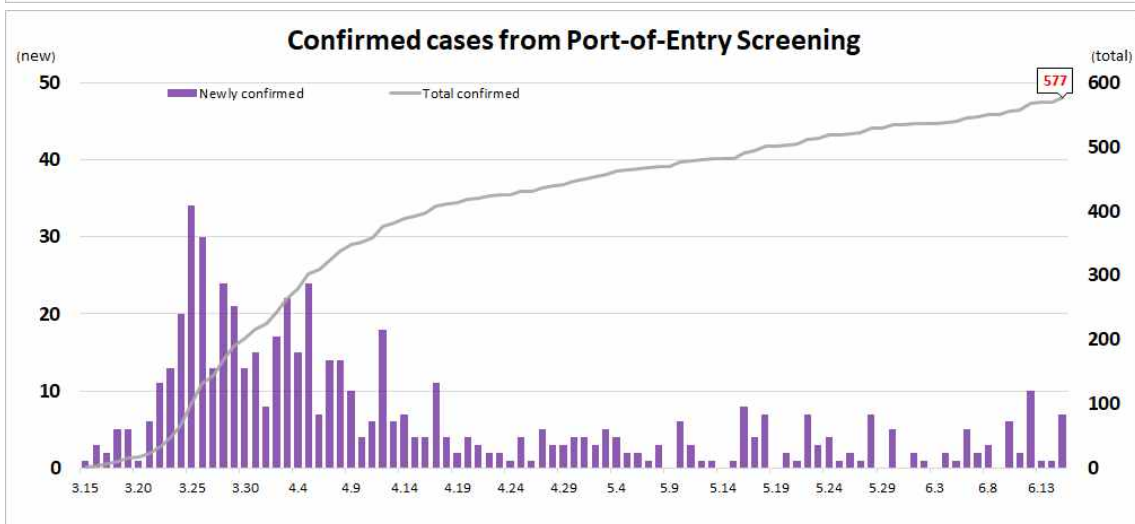
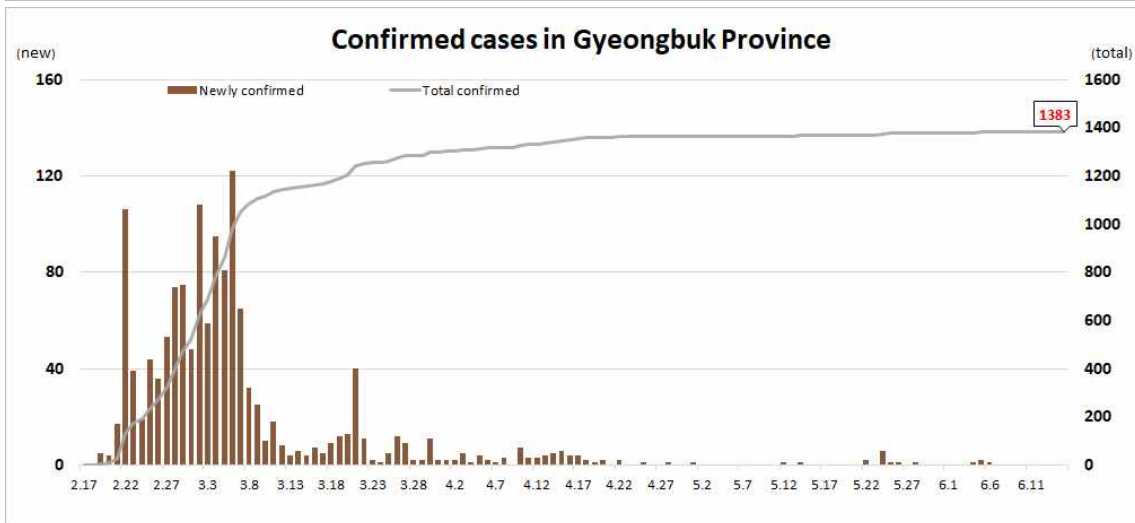
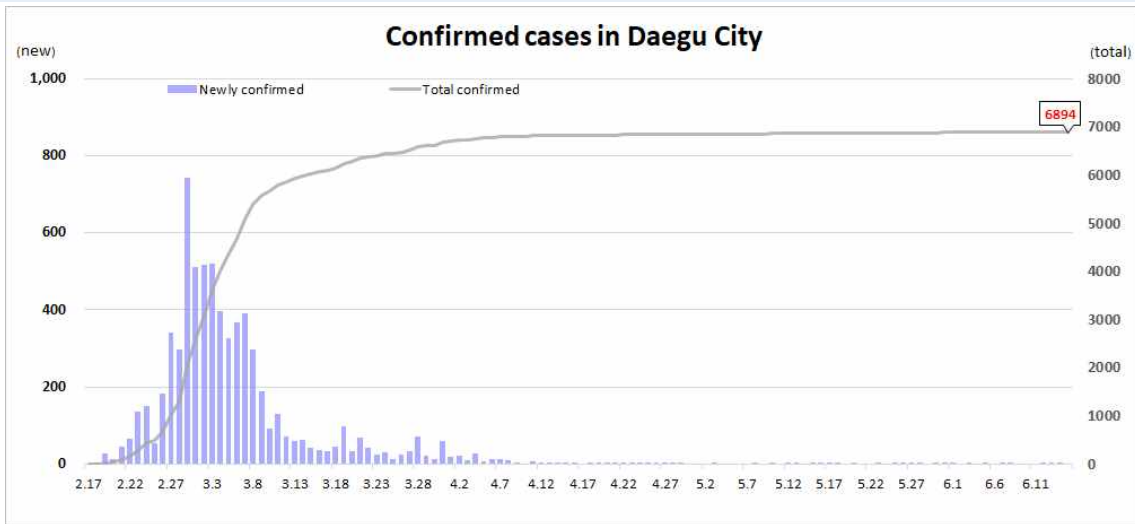
KCDC

Korea Centers for Disease Control & Prevention

Updates on COVID-19 in Republic of Korea

15 June 2020

DAILY NEW AND TOTAL CASES IN DAEGU / GYEONGBUK / BORDER SCREENING





KCDC

Korea Centers for Disease Control & Prevention

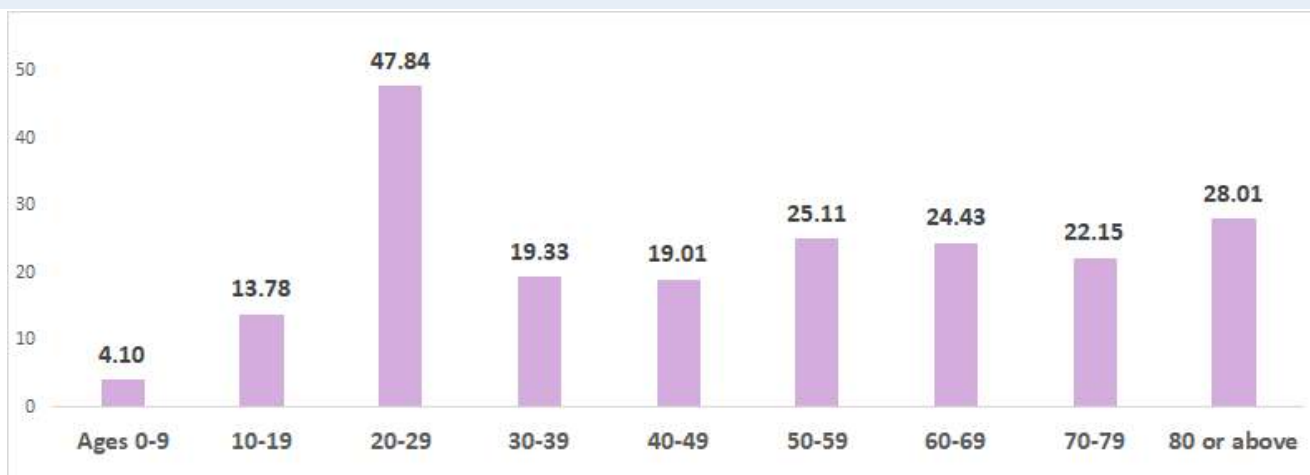
Updates on COVID-19 in Republic of Korea

15 June 2020

○ Distribution by gender and age group:

		Confirmed Cases (%)	Deaths (%)	Fatality rate (%)
Total		12,121 (100)	277 (100)	2.29
Sex	Male	5,116 (42.21)	147 (53.07)	2.87
	Female	7,005 (57.79)	130 (46.93)	1.86
Age	80 and above	532 (4.39)	136 (49.10)	25.56
	70-79	799 (6.59)	81 (29.24)	10.14
	60-69	1,550 (12.79)	40 (14.44)	2.58
	50-59	2,176 (17.95)	15 (5.42)	0.69
	40-49	1,595 (13.16)	3 (1.08)	0.19
	30-39	1,362 (11.24)	2 (0.72)	0.15
	20-29	3,256 (26.86)	0 (0.00)	-
	10-19	681 (5.62)	0 (0.00)	-
	0-9	170 (1.40)	0 (0.00)	-

INCIDENCE RATE BY AGE GROUP (PER 100,000)



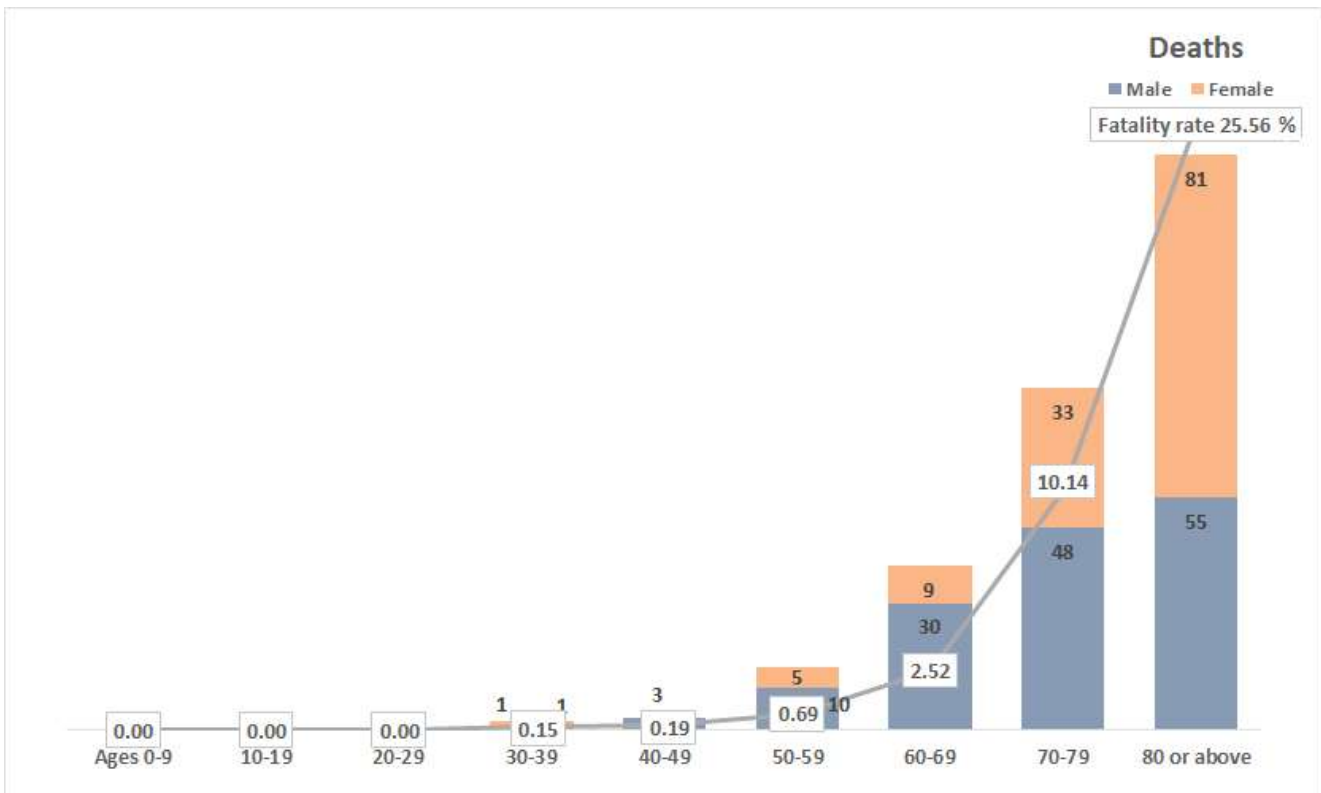
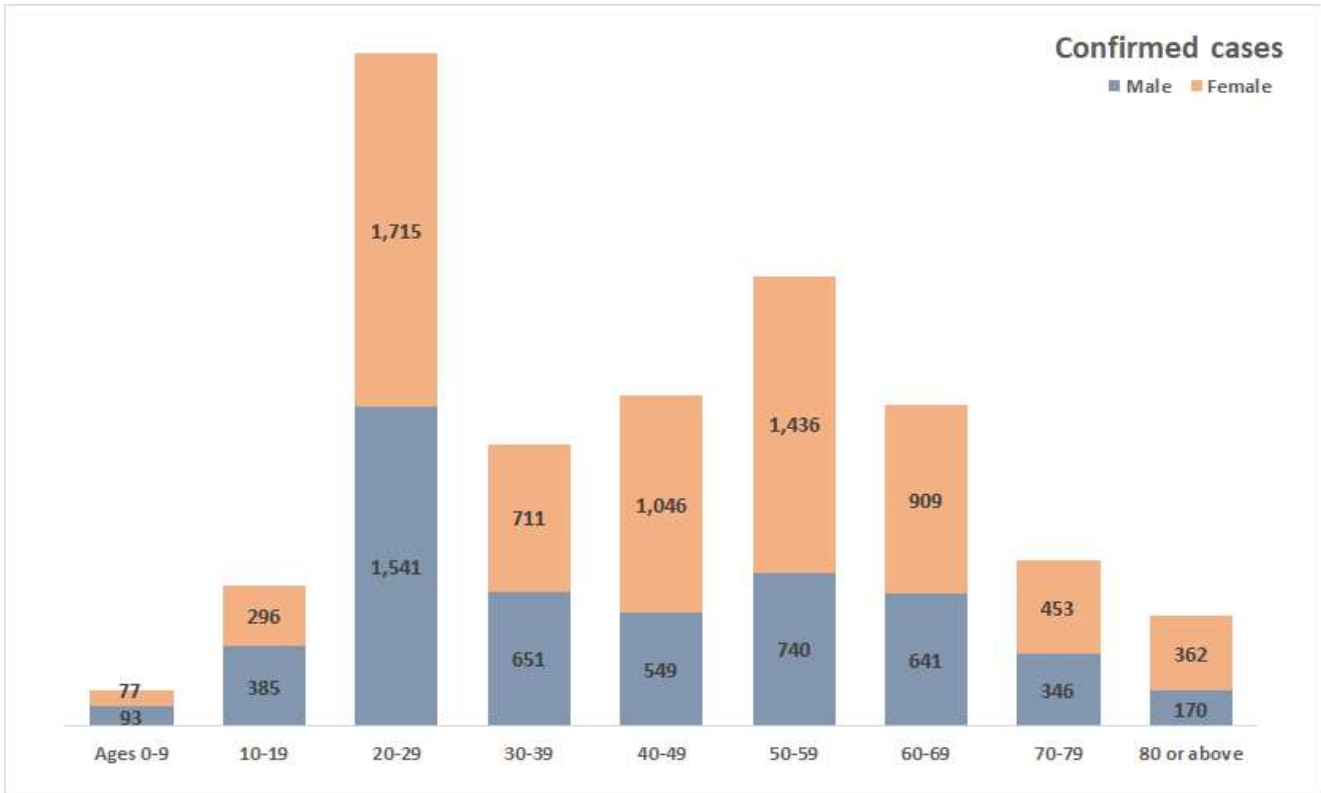


KCDC

Korea Centers for Disease Control & Prevention

Updates on COVID-19 in Republic of Korea

15 June 2020





KCDC

Korea Centers for Disease Control & Prevention

Updates on COVID-19 in Republic of Korea

15 June 2020

IMPORTED CASES

