



KCDC

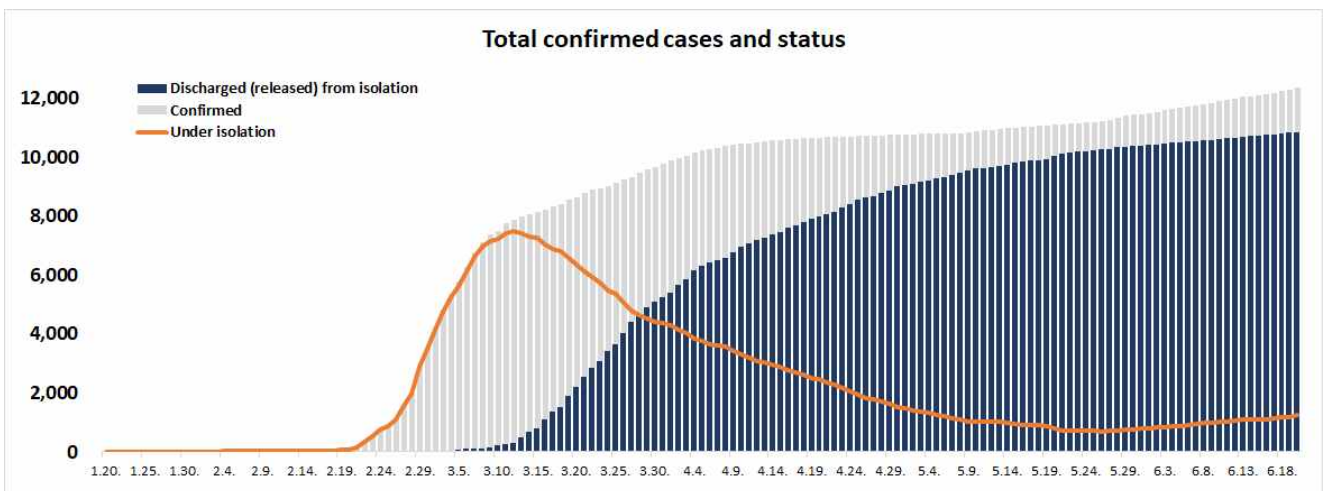
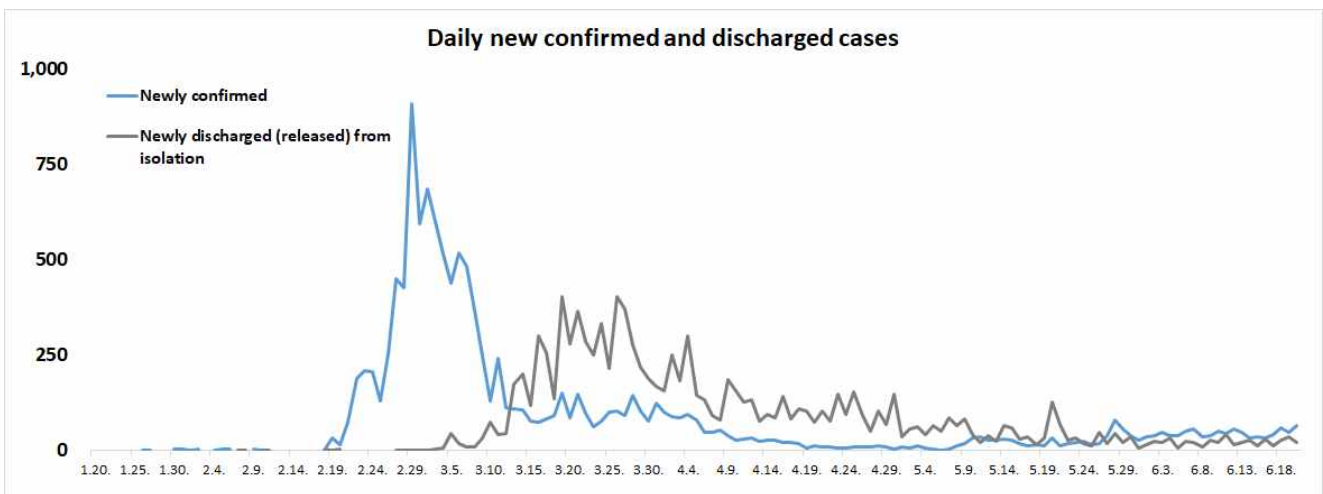
Korea Centers for Disease Control & Prevention

Updates on COVID-19 in Republic of Korea

20 June 2020

○ As of 0:00, 20 June 2020, the total number of confirmed cases is 12,373 (including 1,427 imported cases), of which 10,856 cases have been discharged from isolation. Newly confirmed cases are 67 in total.

Period (since 3 Jan)	Total	Tested positive (PCR)				Testing in progress	Tested negative (PCR)
		Confirmed	Discharged from isolation	Under isolation	Deceased		
As of 0:00 19 June (Fri)	1,158,063	12,306	10,835	1,191	280	21,190	1,124,567
As of 0:00 20 June (Sat)	1,170,901	12,373	10,856	1,237	280	21,470	1,137,058
Difference	+12,838	+67	+21	+46	-	+280	+12,491





KCDC

Korea Centers for Disease Control & Prevention

Updates on COVID-19 in Republic of Korea

20 June 2020

○ Regional distribution of total confirmed cases:

	Total	City							
		Seoul	Busan	Daegu	Incheon	Gwangju	Daejeon	Ulsan	Sejong
Isolated	1,237	466	5	30	162	0	27	4	1
Discharged	10,856	730	142	6,679	165	32	44	48	47
Deceased	280	6	3	189	1	0	1	1	0
Subtotal	12,373	1,202	150	6,898	328	32	72	53	48
New (Difference)	67	14	2	2	5	0	5	0	0

	Gyeonggi	Province								Other
		Gangwon	Chungbuk	Chungnam	Jeonbuk	Jeonnam	Gyeongbuk	Gyeongnam	Jeju	
Isolated	344	5	6	14	3	2	11	8	4	145
Discharged	741	52	55	144	20	18	1,319	124	15	481
Deceased	22	3	0	0	0	0	54	0	0	0
Subtotal	1,107	60	61	158	23	20	1,384	132	19	626
New (Difference)	17	0	0	2	1	0	1	0	0	18

○ Case distribution by region:

Region	# of cases	(%)	Incidence rate (per 0.1M)	Region	# of cases	(%)	Incidence rate (per 0.1M)
Seoul	1,202	(9.71)	12.35	Gyeonggi	1,107	(8.95)	8.35
Busan	150	(1.21)	4.40	Gangwon	60	(0.48)	3.89
Daegu	6,898	(55.75)	283.11	Chungbuk	61	(0.49)	3.81
Incheon	328	(2.65)	11.10	Chungnam	158	(1.28)	7.44
Gwangju	32	(0.26)	2.20	Jeonbuk	23	(0.19)	1.27
Daejeon	72	(0.58)	4.88	Jeonnam	20	(0.16)	1.07
Ulsan	53	(0.43)	4.62	Gyeongbuk	1,384	(11.19)	51.98
Sejong	48	(0.39)	14.02	Gyeongnam	132	(1.07)	3.93
Border Screening	626	(5.06)	-	Jeju	19	(0.15)	2.83
Total				12,373 (100) 23.86			



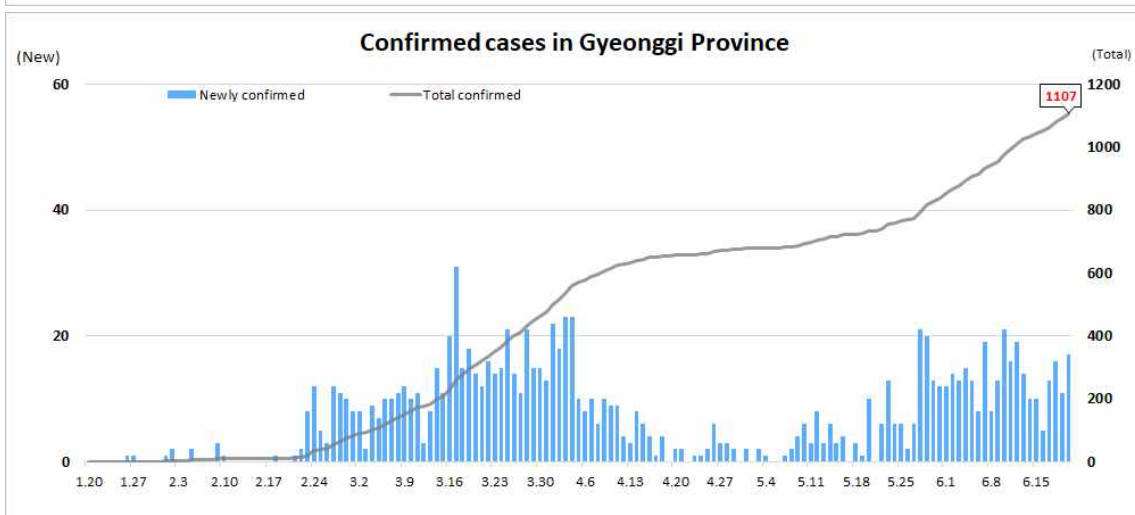
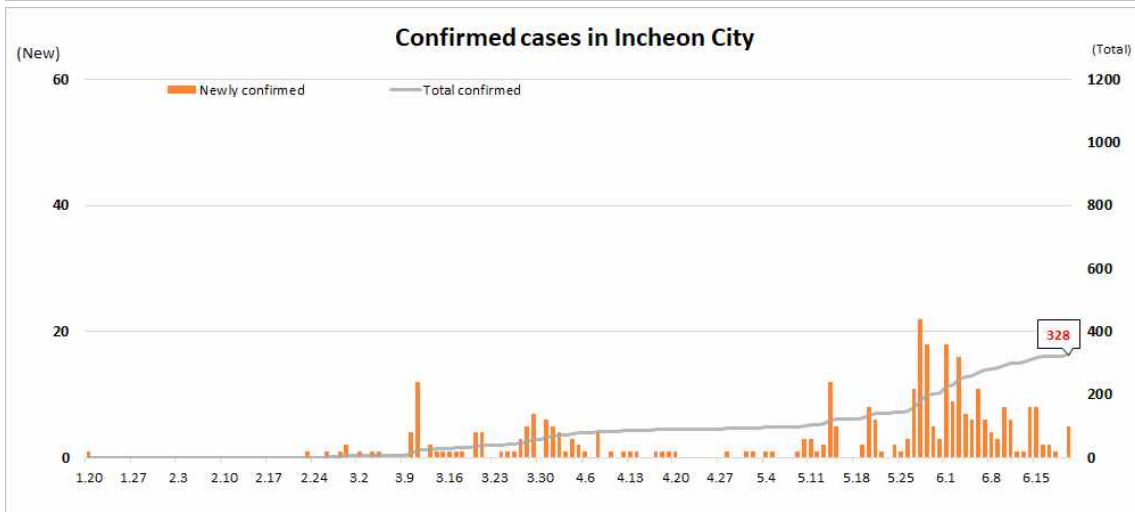
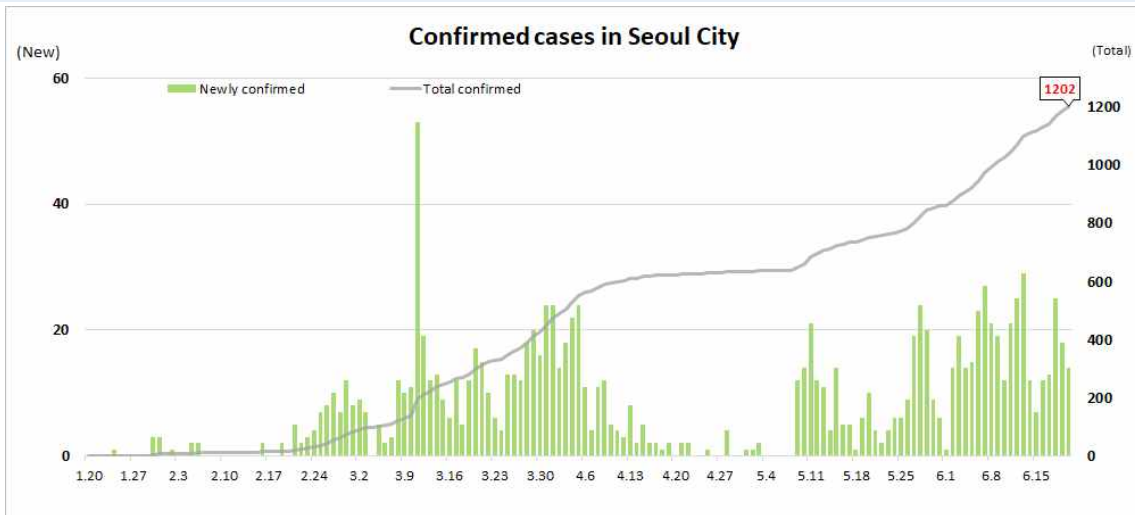
KCDC

Korea Centers for Disease
Control & Prevention

Updates on COVID-19 in Republic of Korea

20 June 2020

DAILY NEW AND TOTAL CASES IN SEOUL/INCHEON/GYEONGGI REGIONS





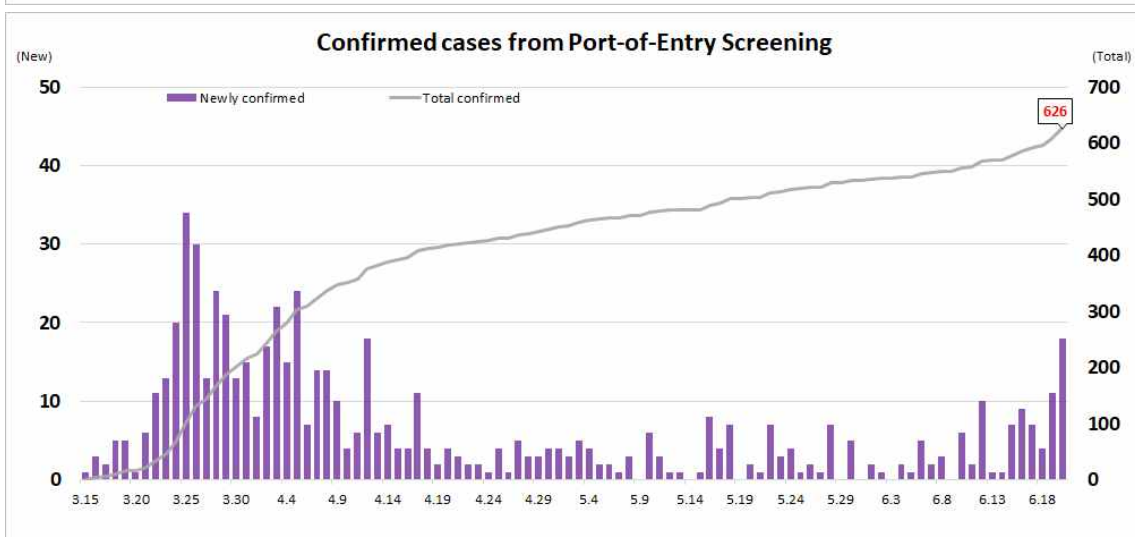
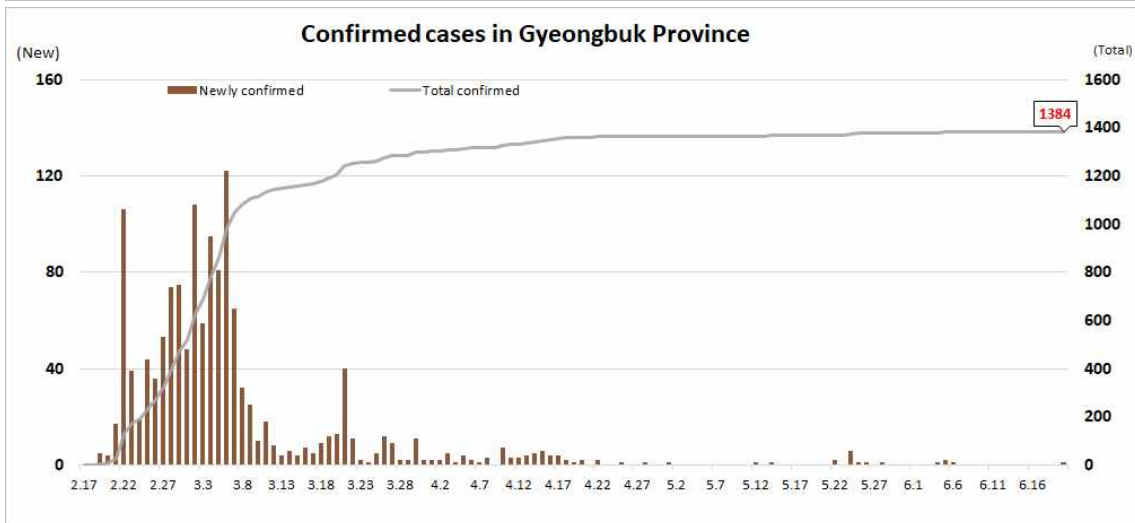
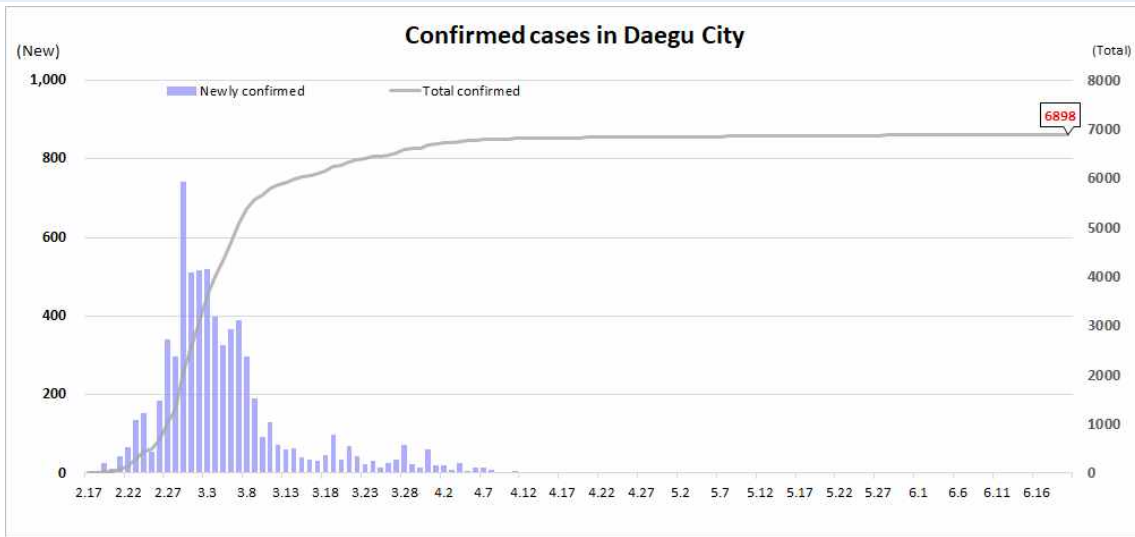
KCDC

Korea Centers for Disease Control & Prevention

Updates on COVID-19 in Republic of Korea

20 June 2020

DAILY NEW AND TOTAL CASES IN DAEGU / GYEONGBUK / BORDER SCREENING





KCDC

Korea Centers for Disease Control & Prevention

Updates on COVID-19 in Republic of Korea

20 June 2020

○ Distribution by gender and age group:

		Confirmed Cases (%)	Deaths (%)	Fatality rate (%)
Total		12,373 (100)	280 (100)	2.26
Sex	Male	5,245 (42.39)	150 (53.57)	2.86
	Female	7,128 (57.61)	130 (46.43)	1.82
Age	80 and above	545 (4.40)	139 (49.64)	25.50
	70-79	823 (6.65)	81 (28.93)	9.84
	60-69	1,598 (12.92)	40 (14.29)	2.50
	50-59	2,222 (17.96)	15 (5.36)	0.68
	40-49	1,618 (13.08)	3 (1.07)	0.19
	30-39	1,406 (11.36)	2 (0.71)	0.14
	20-29	3,294 (26.62)	0 (0.00)	-
	10-19	690 (5.58)	0 (0.00)	-
	0-9	177 (1.43)	0 (0.00)	-

INCIDENCE RATE BY AGE GROUP (PER 100,000)



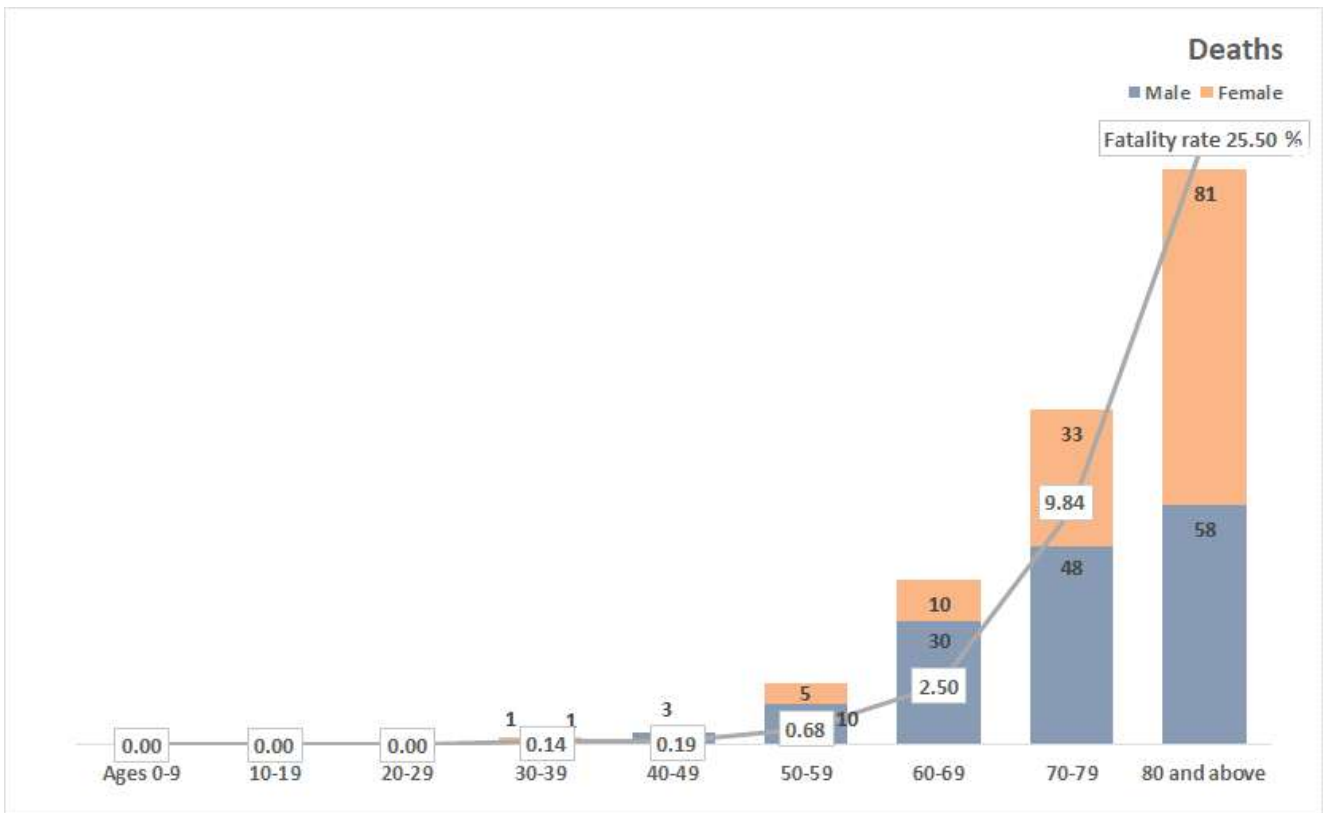
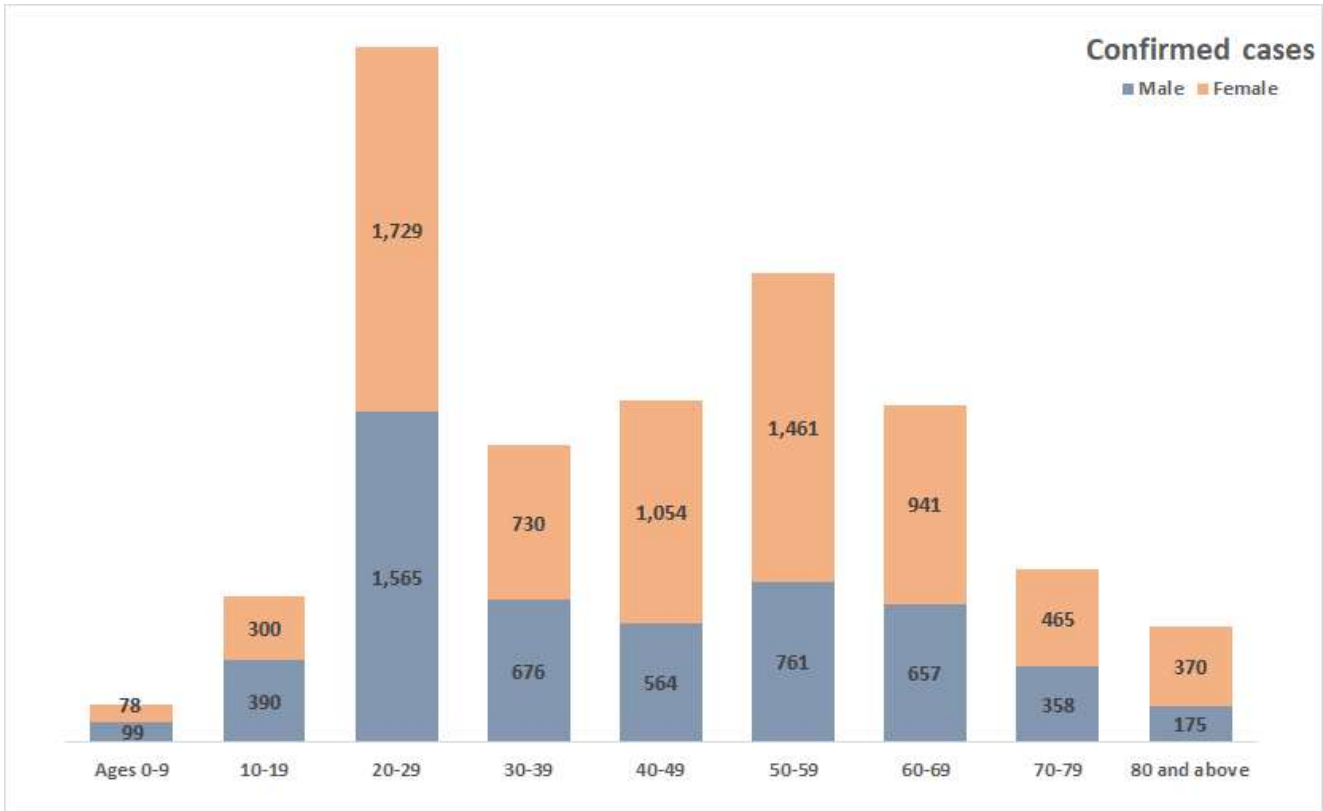


KCDC

Korea Centers for Disease Control & Prevention

Updates on COVID-19 in Republic of Korea

20 June 2020





KCDC

Korea Centers for Disease Control & Prevention

Updates on COVID-19 in Republic of Korea

20 June 2020

IMPORTED CASES

