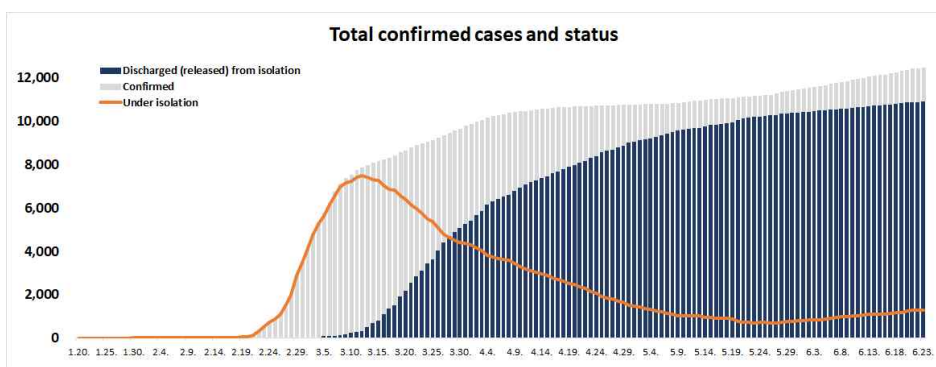
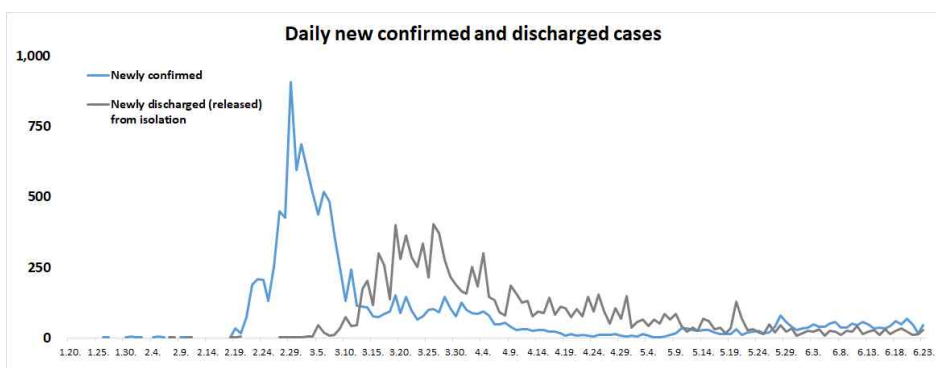




○ As of 0:00, 23 June 2020, the total number of confirmed cases is 12,484 (including 1,471 imported cases), of which 10,908 cases have been discharged from isolation. Newly confirmed cases are 46 in total.

Period (since 3 Jan)	Total	Tested positive (PCR)				Testing in progress	Tested negative (PCR)
		Confirmed	Discharged from isolation	Under isolation	Deceased		
As of 0:00 22 June (Mon)	1,182,066	12,438	10,881	1,277	280	19,403	1,150,225
As of 0:00 23 June (Tues)	1,196,012	12,484	10,908	1,295	281	22,278	1,161,250
Difference	(+)13,946	(+)46	(+)27	(+)18	(+)1	(+)2,875	(+)11,025



○ Regional distribution of total confirmed cases:

	Total	City								
		Seoul	Busan	Daegu	Incheon	Gwangju	Daejeon	Ulsan	Sejong	
Isolated	1,295	481	5	26	159	1	41	4	2	
Discharged	10,908	743	142	6,686	170	32	44	48	47	
Deceased	281	6	3	189	1	0	1	1	0	
Subtotal	12,484	1,230	150	6,901	330	33	86	53	49	
New (Difference)	46	6	0	1	1	0	4	0	0	

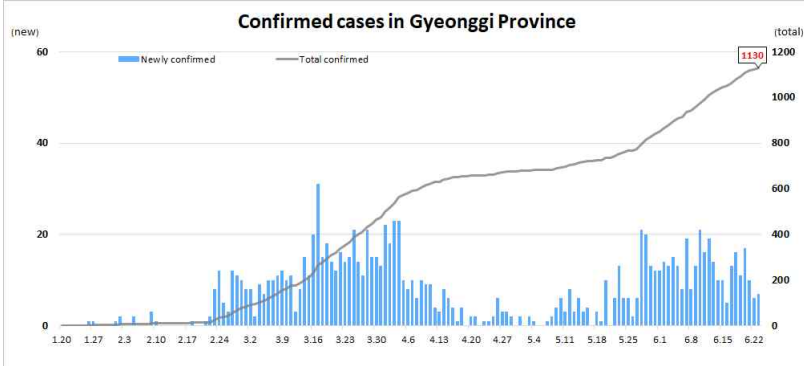
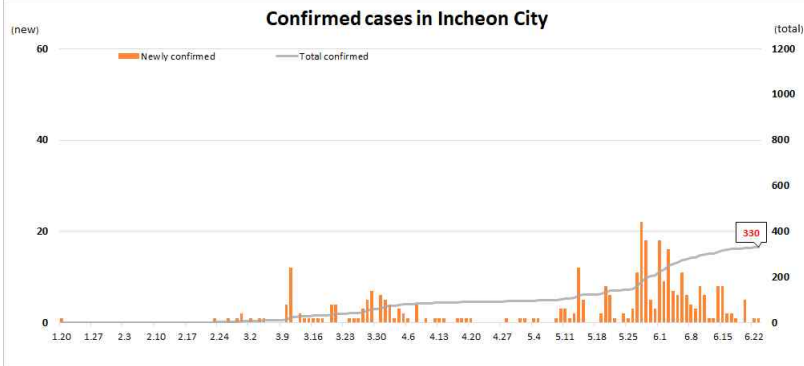
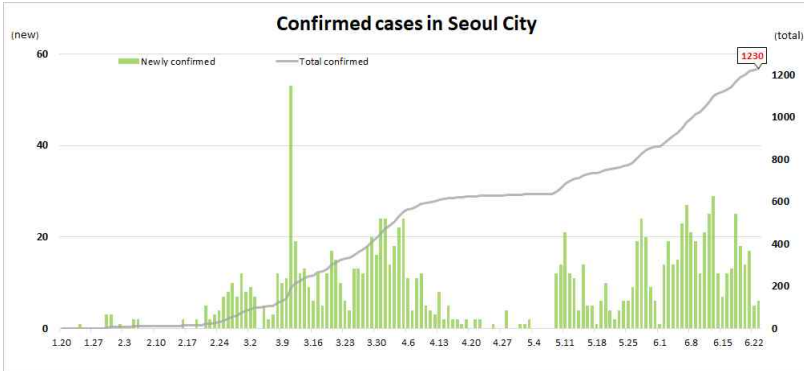
	Province									Other
	Gyeonggi	Gangwon	Chung- buk	Chung- nam	Jeon- buk	Jeon- nam	Gyeong- buk	Gyeong- nam	Jeju	
Isolated	349	7	6	17	4	2	10	9	4	168
Discharged	758	52	56	144	20	18	1,321	124	15	488
Deceased	23	3	0	0	0	0	54	0	0	0
Subtotal	1,130	62	62	161	24	20	1,385	133	19	656
New (Difference)	7	0	1	0	0	0	0	0	0	26

○ Case distribution by region:

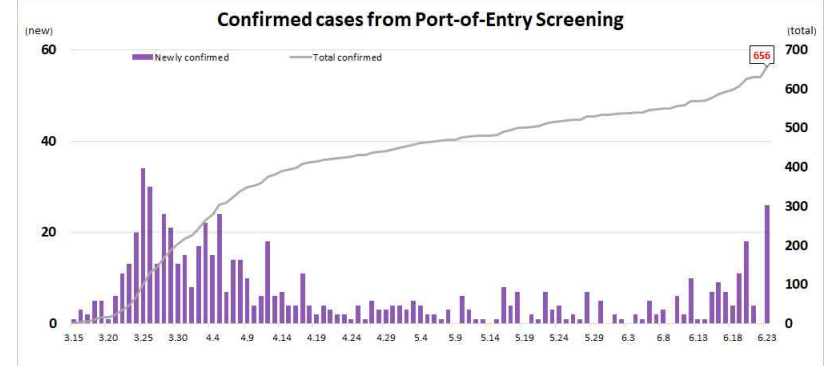
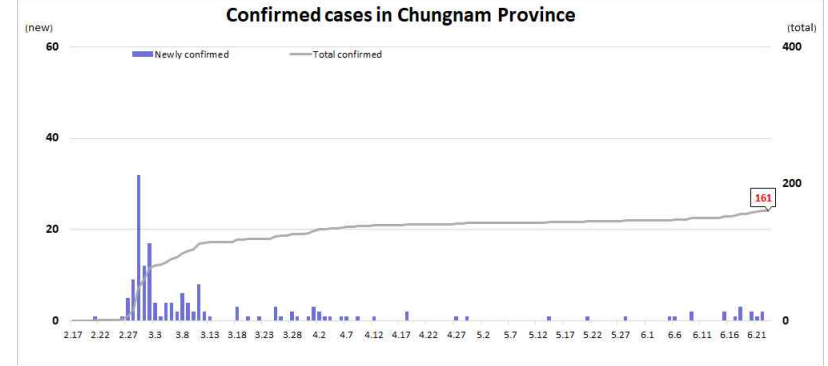
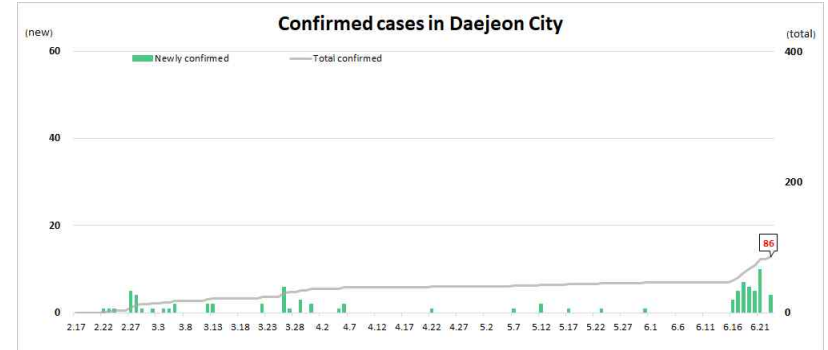
Region	# of cases	(%)	Incidence rate (per 0.1M)	Region	# of cases	(%)	Incidence rate (per 0.1M)
Seoul	1,230	(9.85)	12.64	Gyeonggi	1,130	(9.05)	8.53
Busan	150	(1.20)	4.40	Gangwon	62	(0.50)	4.02
Daegu	6,901	(55.28)	283.24	Chungbuk	62	(0.50)	3.88
Incheon	330	(2.64)	11.16	Chungnam	161	(1.29)	7.59
Gwangju	33	(0.26)	2.27	Jeonbuk	24	(0.19)	1.32
Daejeon	86	(0.69)	5.83	Jeonnam	20	(0.16)	1.07
Ulsan	53	(0.42)	4.62	Gyeongbuk	1,385	(11.09)	52.02
Sejong	49	(0.39)	14.31	Gyeongnam	133	(1.07)	3.96
Border Screening	656	(5.25)	-	Jeju	19	(0.15)	2.83
Total	12,484	(100)	24.08				



DAILY NEW AND TOTAL CASES IN SEOUL/INCHEON/GYEONGGI REGIONS



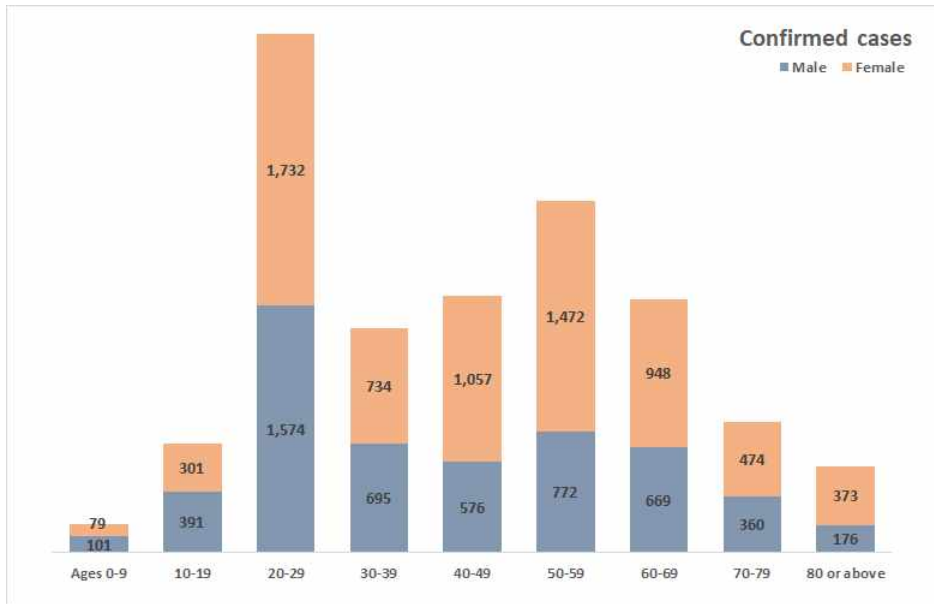
DAILY NEW AND TOTAL CASES IN DAEJEON / CHUNGNAM / BORDER SCREENING



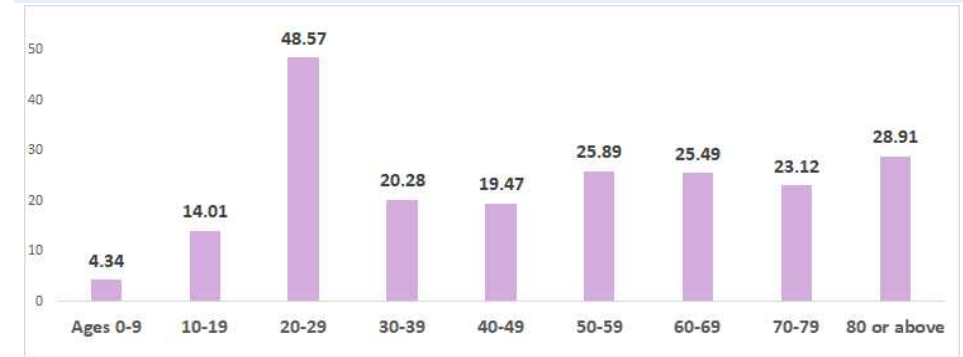


○ Distribution by gender and age group:

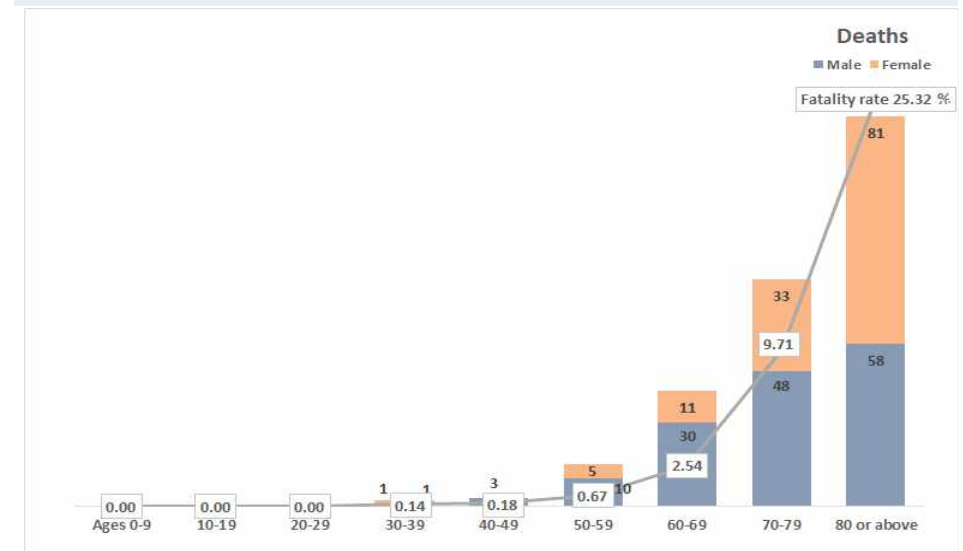
		Confirmed Cases (%)	Deaths (%)	Fatality rate (%)
Total		12,484 (100)	281 (100)	2.25
Sex	Male	5,314 (42.57)	150 (53.38)	2.84
	Female	7,170 (57.43)	151 (53.74)	1.82
Age	80 and above	549 (4.40)	139 (49.47)	25.36
	70-79	834 (6.68)	81 (28.83)	9.76
	60-69	1617 (12.95)	41 (14.59)	2.48
	50-59	2244 (17.98)	15 (5.34)	0.67
	40-49	1633 (13.08)	3 (1.07)	0.18
	30-39	1429 (11.45)	2 (0.71)	0.14
	20-29	3306 (26.48)	0 (0.00)	-
	10-19	692 (5.54)	0 (0.00)	-
	0-9	180 (1.44)	0 (0.00)	-



INCIDENCE RATE BY AGE GROUP (PER 100,000)



DEATHS BY GENDER AND AGE GROUP





KCDC

Korea Centers for Disease Control & Prevention

Updates on COVID-19 in Republic of Korea

23 June 2020

IMPORTED CASES

