



KCDC

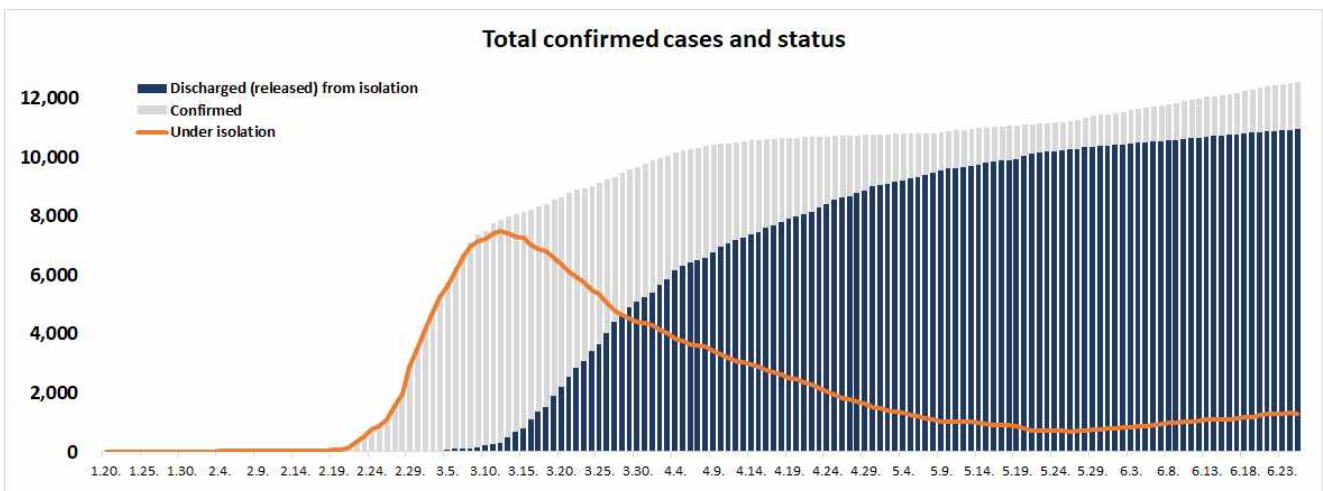
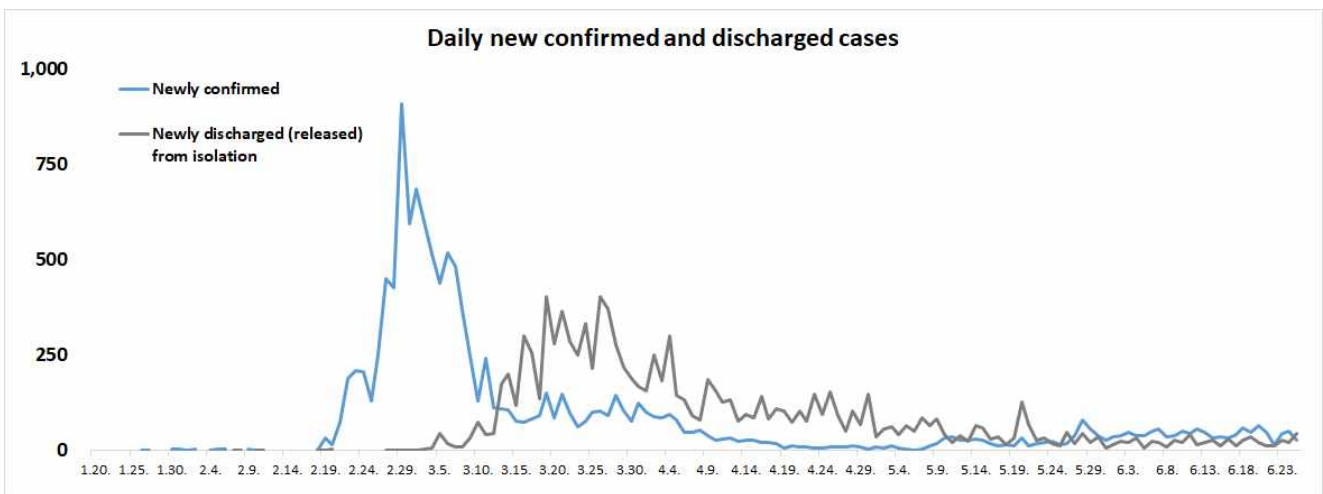
Korea Centers for Disease Control & Prevention

Updates on COVID-19 in Republic of Korea

25 June 2020

○ As of 0:00, 25 June 2020, the total number of confirmed cases is 12,563 (including 1,496 imported cases), of which 10,974 cases have been discharged from isolation. Newly confirmed cases are 28 in total.

Period (since 3 Jan)	Total	Tested positive (PCR)				Testing in progress	Tested negative (PCR)
		Confirmed	Discharged from isolation	Under isolation	Deceased		
As of 0:00 24 June (Wed)	1,208,597	12,535	10,930	1,324	281	20,245	1,175,817
As of 0:00 25 June (Thurs)	1,220,478	12,563	10,974	1,307	282	18,900	1,189,015
Difference	(+)11,881	(+)28	(+)44	(-)17	(+)1	(-),1,345	(+)13,198





KCDC

Korea Centers for Disease Control & Prevention

Updates on COVID-19 in Republic of Korea

25 June 2020

○ Regional distribution of total confirmed cases:

	Total	City							
		Seoul	Busan	Daegu	Incheon	Gwangju	Daejeon	Ulsan	Sejong
Isolated	1,307	482	7	25	151	1	53	6	2
Discharged	10,974	761	142	6,689	182	32	44	48	47
Deceased	282	7	3	189	1	0	1	1	0
Subtotal	12,563	1,250	152	6,903	334	33	98	55	49
New (Difference)	28	9	0	0	1	0	4	0	0

	Total	Province									Other
		Gyeonggi	Gangwon	Chung-buk	Chung-nam	Jeon-buk	Jeon-nam	Gyeong-buk	Gyeong-nam	Jeju	
Isolated	346	8	5	17	5	2	11	8	3	175	
Discharged	777	52	57	146	20	18	1,321	125	16	497	
Deceased	23	3	0	0	0	0	54	0	0	0	
Subtotal	1,146	63	62	163	25	20	1,386	133	19	672	
New (Difference)	9	0	0	1	0	0	0	0	0	4	

○ Case distribution by region:

Region	# of cases	(%)	Incidence rate (per 0.1M)	Region	# of cases	(%)	Incidence rate (per 0.1M)
Seoul	1,250	(9.95)	12.84	Gyeonggi	1,146	(9.12)	8.65
Busan	152	(1.21)	4.46	Gangwon	63	(0.50)	4.09
Daegu	6,903	(54.95)	283.32	Chungbuk	62	(0.49)	3.88
Incheon	334	(2.66)	11.30	Chungnam	163	(1.30)	7.68
Gwangju	33	(0.26)	2.27	Jeonbuk	25	(0.20)	1.38
Daejeon	98	(0.78)	6.65	Jeonnam	20	(0.16)	1.07
Ulsan	55	(0.44)	4.79	Gyeongbuk	1,386	(11.03)	52.06
Sejong	49	(0.39)	14.31	Gyeongnam	133	(1.06)	3.96
Border Screening	672	(5.35)	-	Jeju	19	(0.15)	2.83
Total				12,563 (100) 24.23			



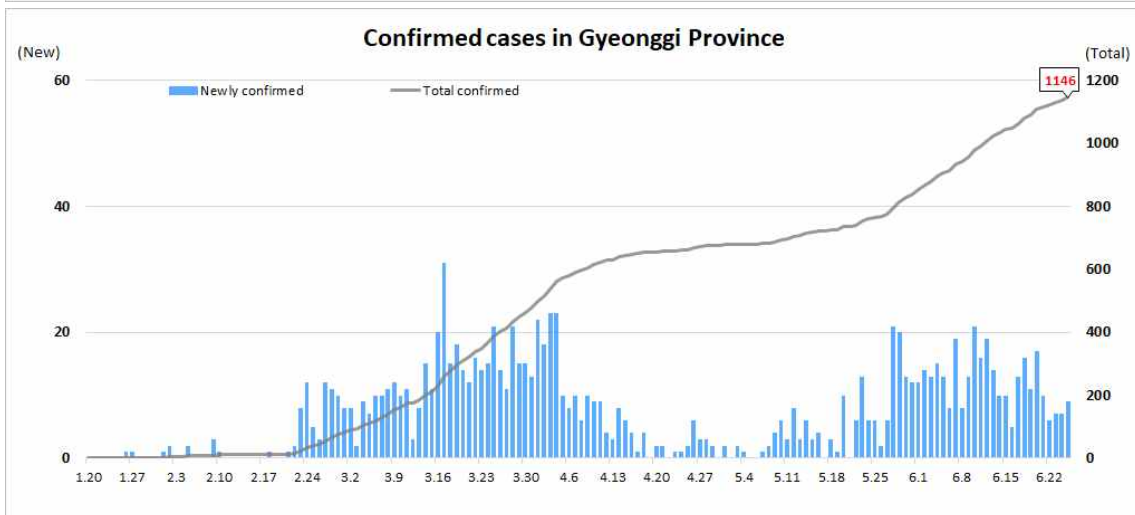
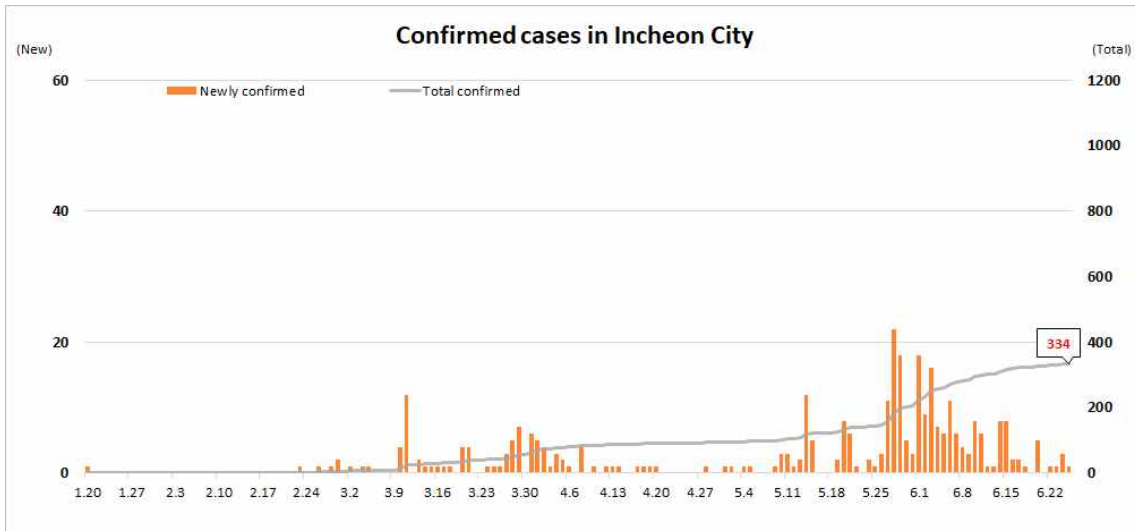
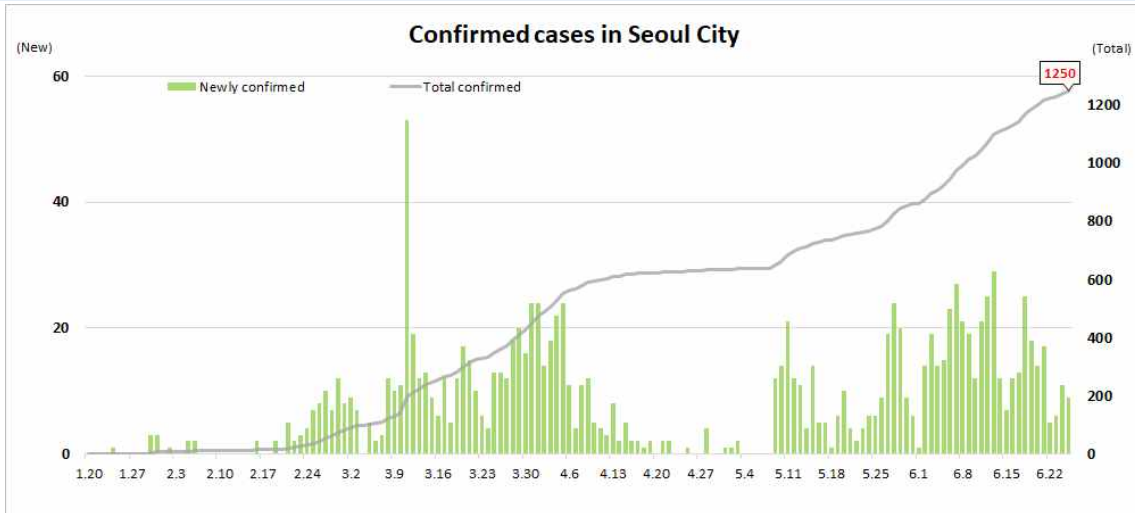
KCDC

Korea Centers for Disease Control & Prevention

Updates on COVID-19 in Republic of Korea

25 June 2020

DAILY NEW AND TOTAL CASES IN SEOUL/INCHEON/GYEONGGI REGIONS





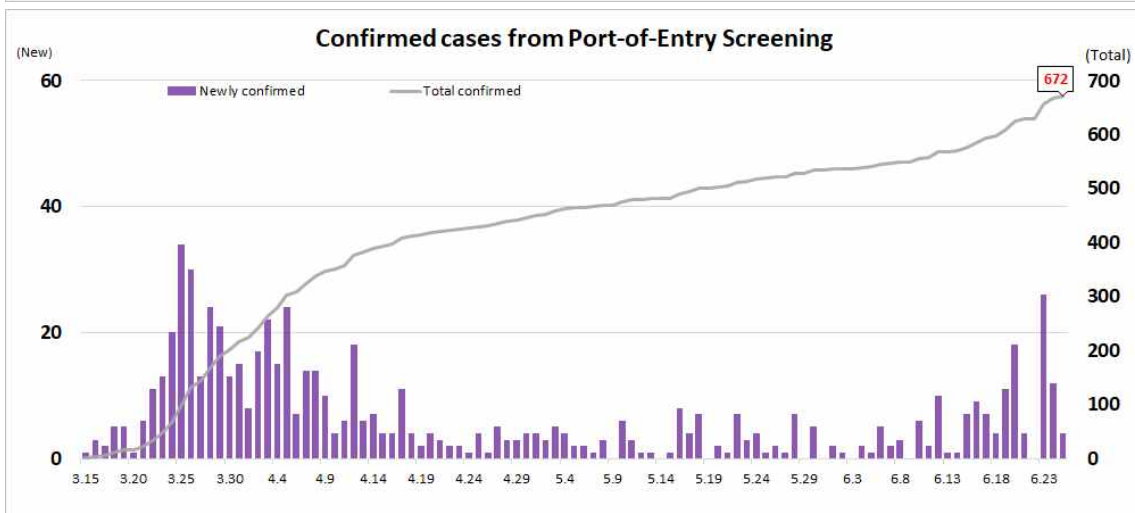
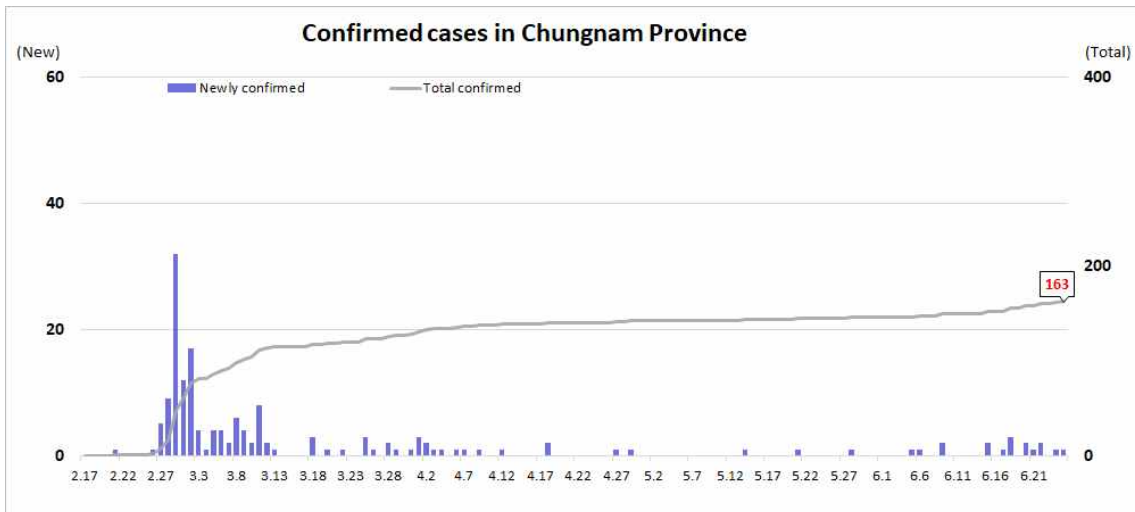
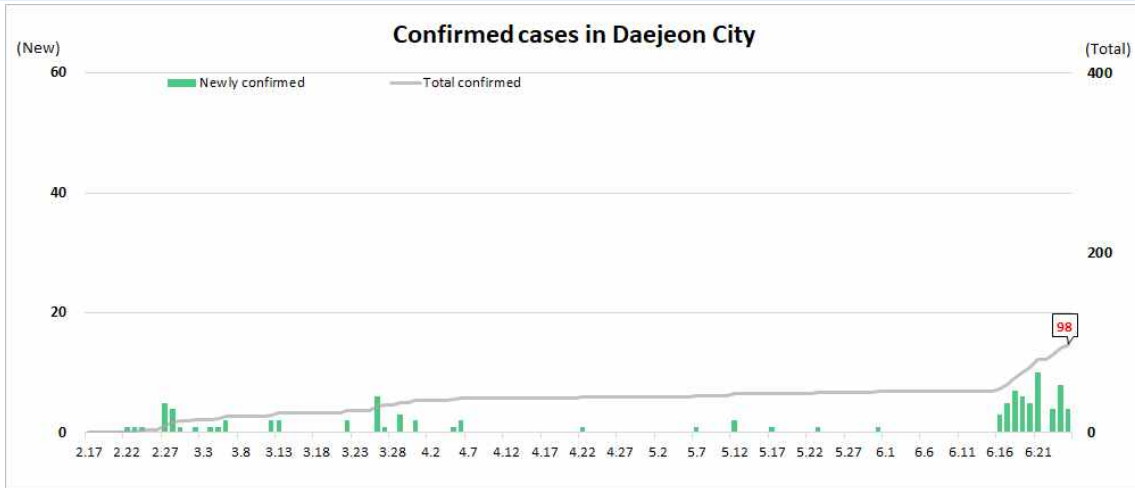
KCDC

Korea Centers for Disease Control & Prevention

Updates on COVID-19 in Republic of Korea

25 June 2020

DAILY NEW AND TOTAL CASES IN DAEJEON / CHUNGNAM / BORDER SCREENING





KCDC

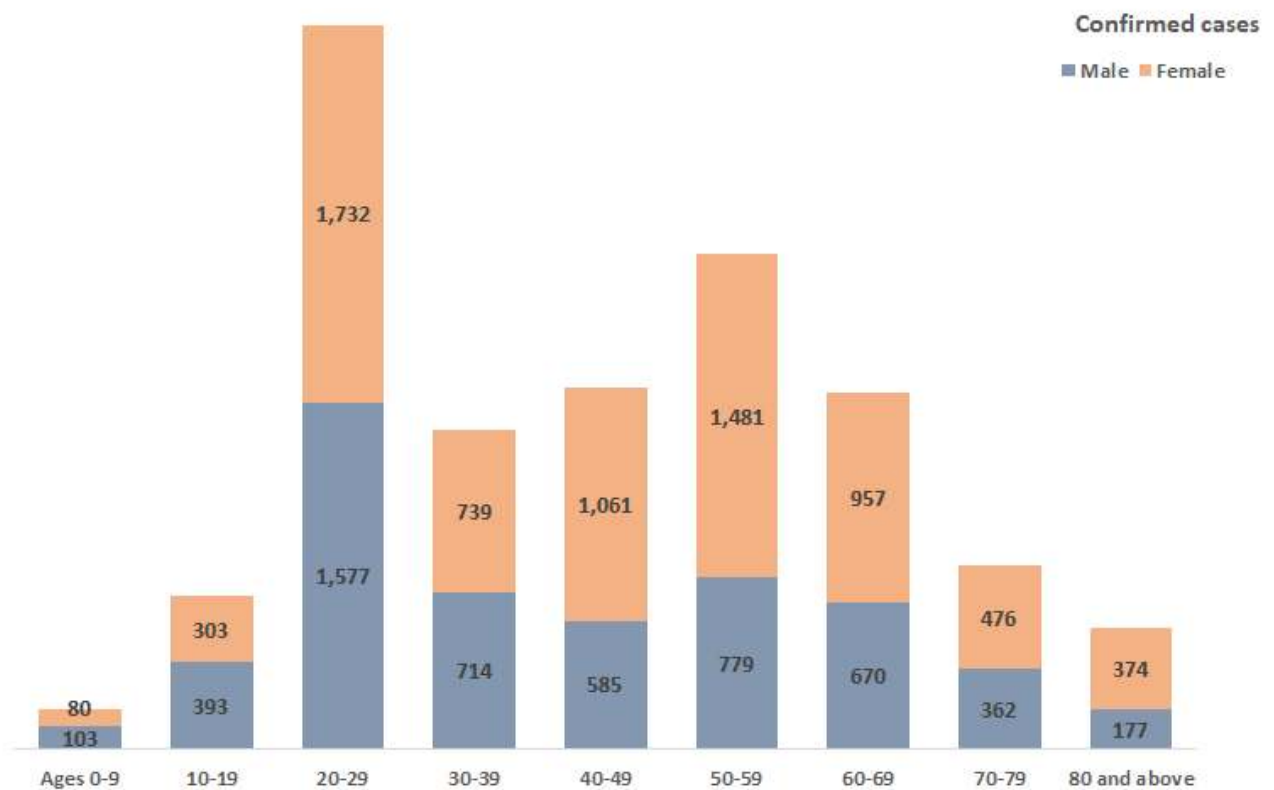
Korea Centers for Disease Control & Prevention

Updates on COVID-19 in Republic of Korea

25 June 2020

○ Distribution by gender and age group:

		Confirmed Cases (%)	Deaths (%)	Fatality rate (%)
Total		12,563 (100)	282 (100)	2.24
Sex	Male	5,360 (42.66)	151 (53.55)	2.82
	Female	7,203 (57.34)	131 (46.45)	1.82
Age	80 and above	551 (4.39)	139 (49.29)	25.23
	70-79	838 (6.67)	82 (29.08)	9.79
	60-69	1,627 (12.95)	41 (14.54)	2.52
	50-59	2,260 (17.99)	15 (5.32)	0.66
	40-49	1,646 (13.10)	3 (1.06)	0.18
	30-39	1,453 (11.57)	2 (0.71)	0.14
	20-29	3,309 (26.34)	0 (0.00)	-
	10-19	696 (5.54)	0 (0.00)	-
	0-9	183 (1.46)	0 (0.00)	-





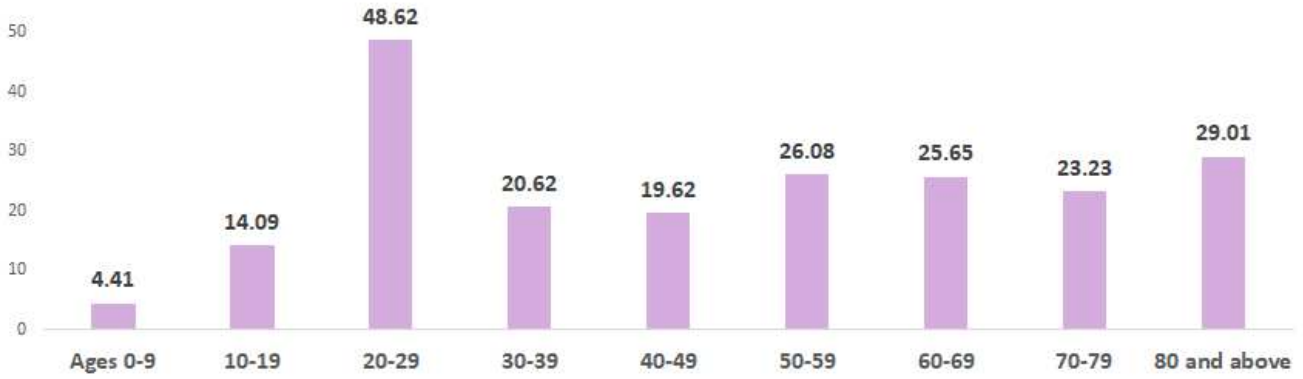
KCDC

Korea Centers for Disease Control & Prevention

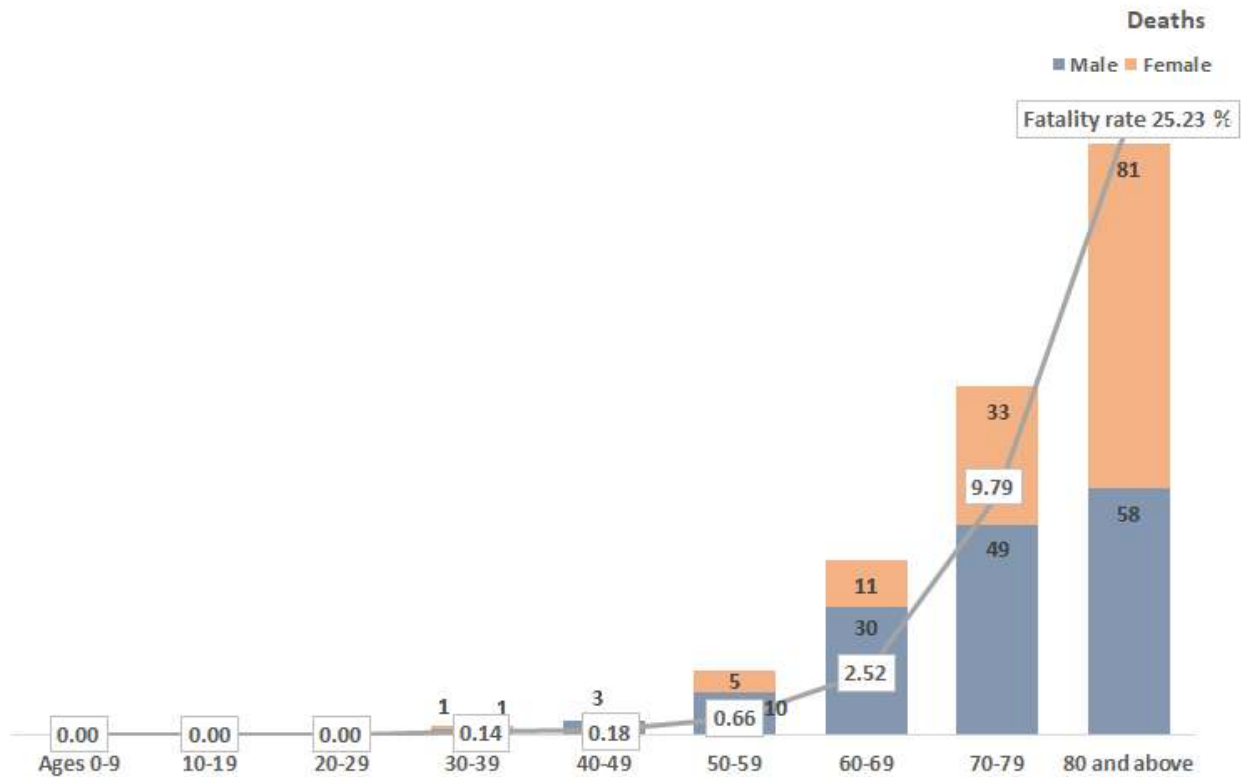
Updates on COVID-19 in Republic of Korea

25 June 2020

INCIDENCE RATE BY AGE GROUP (PER 100,000)



DEATHS BY GENDER AND AGE GROUP





KCDC

Korea Centers for Disease Control & Prevention

Updates on COVID-19 in Republic of Korea

25 June 2020

IMPORTED CASES

