



KCDC

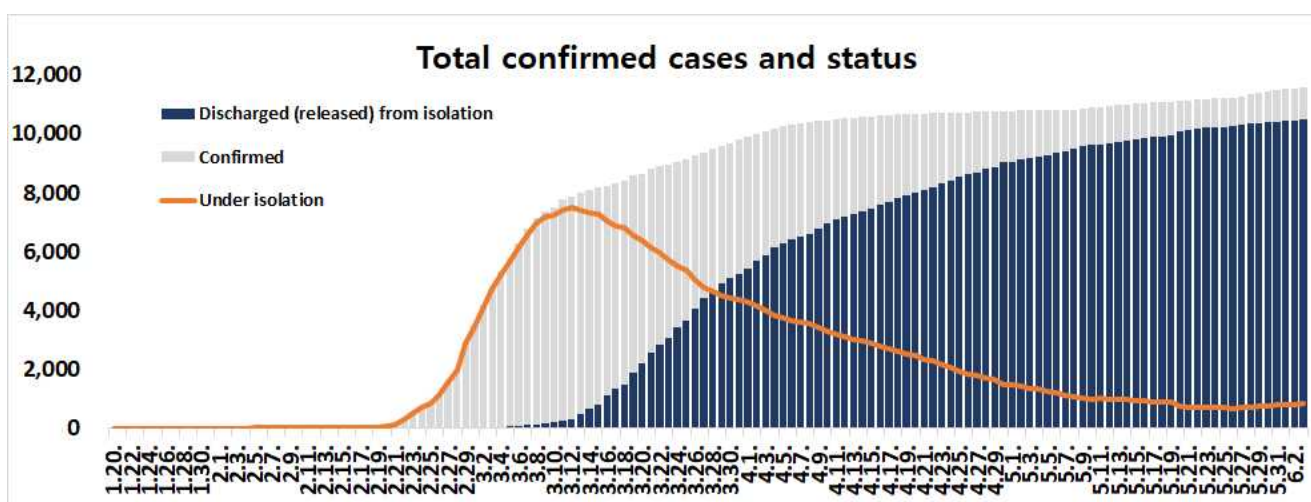
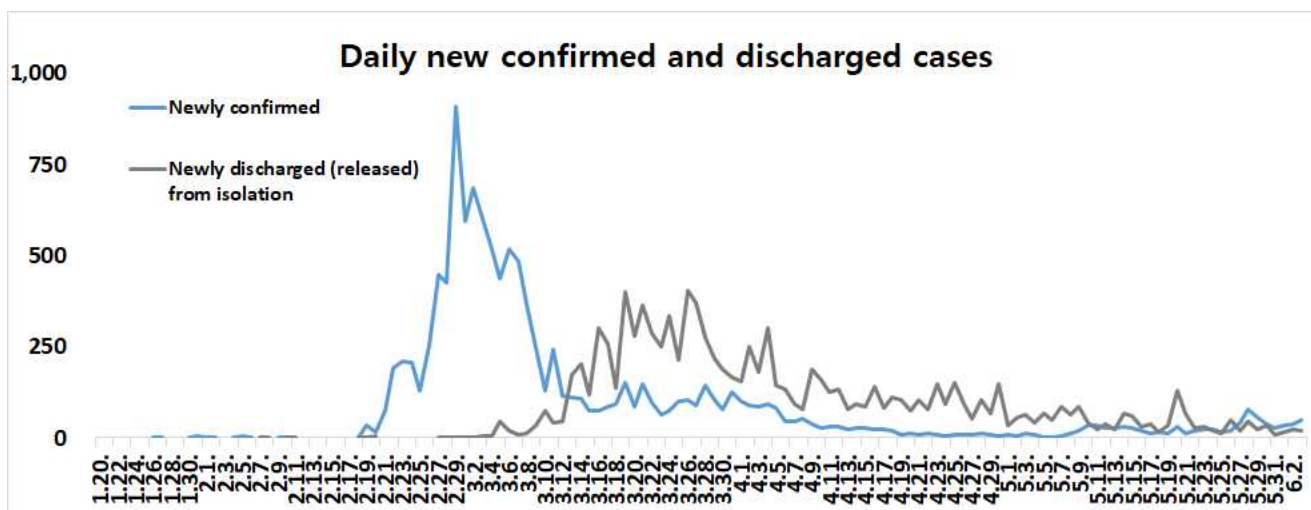
Korea Centers for Disease Control & Prevention

Updates on COVID-19 in Republic of Korea

3 June 2020

- As of 0:00, 3 June 2020, the total number of confirmed cases is 11,590 (including 1,269 imported cases), of which 10,467 cases have been discharged from isolation. Newly confirmed cases are 49 in total.

Period (since 3 Jan)	Total	Tested positive (PCR)				Testing in progress	Tested negative (PCR)
		Confirmed	Discharged from isolation	Under isolation	Deceased		
As of 0:00 2 June (Tues)	939,851	11,541	10,446	823	272	28,922	899,388
As of 0:00 3 June (Wed)	956,852	11,590	10,467	850	273	27,865	917,397
Difference	(+)17,001	(+)49	(+)21	(+)27	(+)1	(-)1,057	(+)18,009





KCDC

Korea Centers for Disease Control & Prevention

Updates on COVID-19 in Republic of Korea

3 June 2020

○ Regional distribution of total confirmed cases:

	Total	City							
		Seoul	Busan	Daegu	Incheon	Gwangju	Daejeon	Ulsan	Sejong
Isolated	850	252	6	71	151	2	3	6	0
Discharged	10,467	639	138	6,626	98	30	42	45	47
Deceased	273	4	3	188	0	0	1	1	0
Subtotal	11,590	895	147	6,885	249	32	46	52	47
New (Difference)	49	19	0	1	17	0	0	0	0

	Total	Province								
		Gyeonggi	Gangwon	Chungbuk	Chungnam	Jeonbuk	Jeonnam	Gyeongbuk	Gyeongnam	Jeju
Isolated	198	3	11	4	2	3	27	2	2	107
Discharged	662	51	49	142	19	17	1,298	121	13	430
Deceased	19	3	0	0	0	0	54	0	0	0
Subtotal	879	57	60	146	21	20	1,379	123	15	537
New (Difference)	12	0	0	0	0	0	0	0	0	0

○ Case distribution by region:

Region	# of cases	(%)	Incidence rate (per 0.1M)	Region	# of cases	(%)	Incidence rate (per 0.1M)
Seoul	895	(7.72)	9.20	Gyeonggi	879	(7.58)	6.63
Busan	147	(1.27)	4.31	Gangwon	57	(0.49)	3.70
Daegu	6,885	(59.40)	282.58	Chungbuk	60	(0.52)	3.75
Incheon	249	(2.15)	8.42	Chungnam	146	(1.26)	6.88
Gwangju	32	(0.28)	2.20	Jeonbuk	21	(0.18)	1.16
Daejeon	46	(0.40)	3.12	Jeonnam	20	(0.17)	1.07
Ulsan	52	(0.45)	4.53	Gyeongbuk	1,379	(11.9)	51.79
Sejong	47	(0.41)	13.73	Gyeongnam	123	(1.06)	3.66
Border Screening	537	(4.63)	-	Jeju	15	(0.13)	2.24
Total				11,590 (100) 22.35			



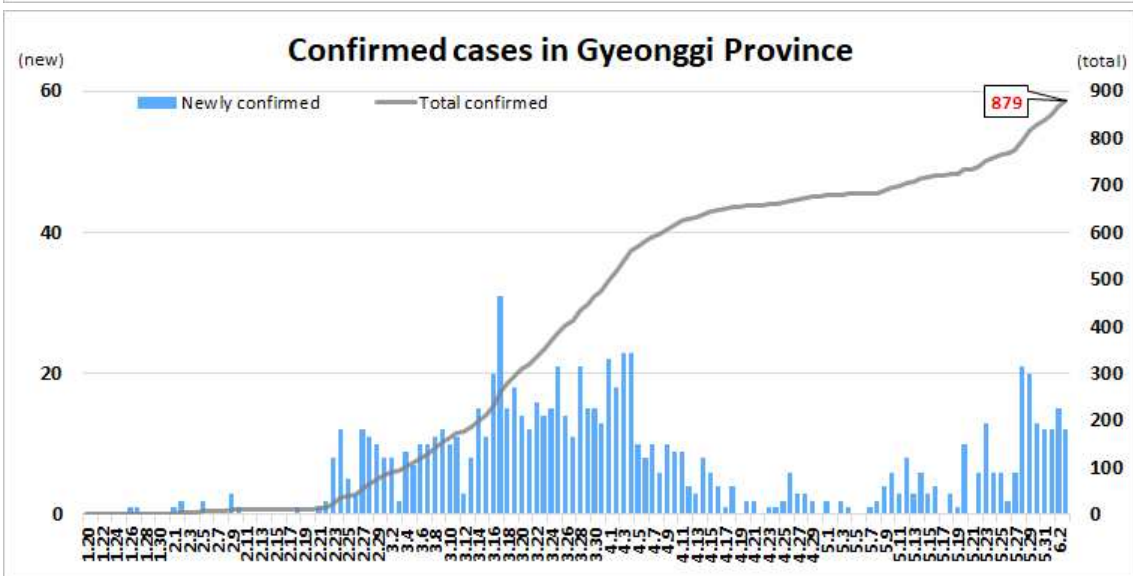
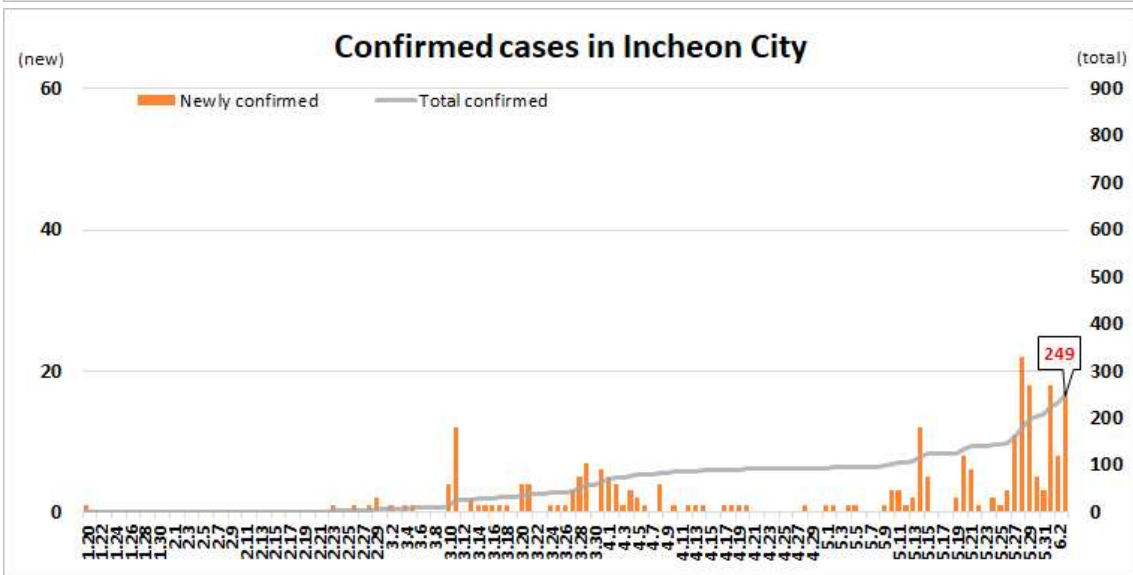
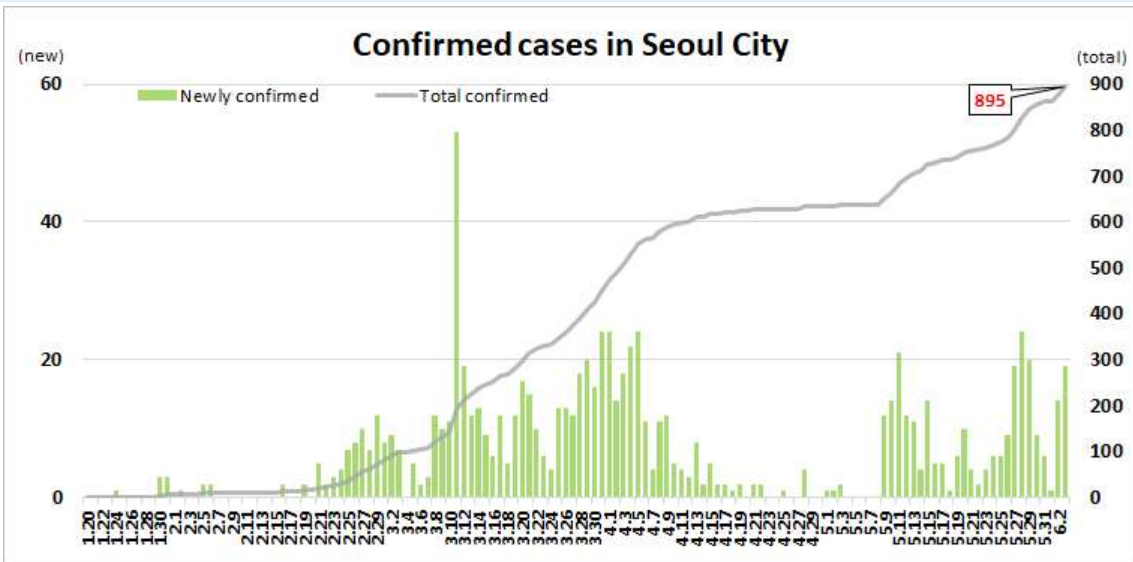
KCDC

Korea Centers for Disease Control & Prevention

Updates on COVID-19 in Republic of Korea

3 June 2020

DAILY NEW AND TOTAL CASES IN SEOUL/INCHEON/GYEONGGI REGIONS





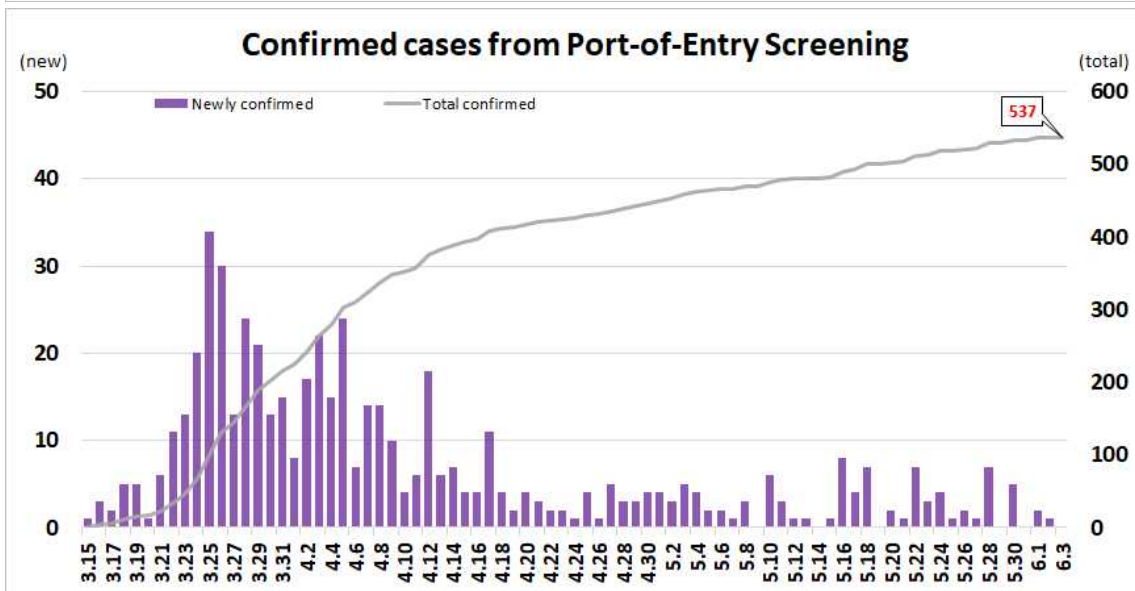
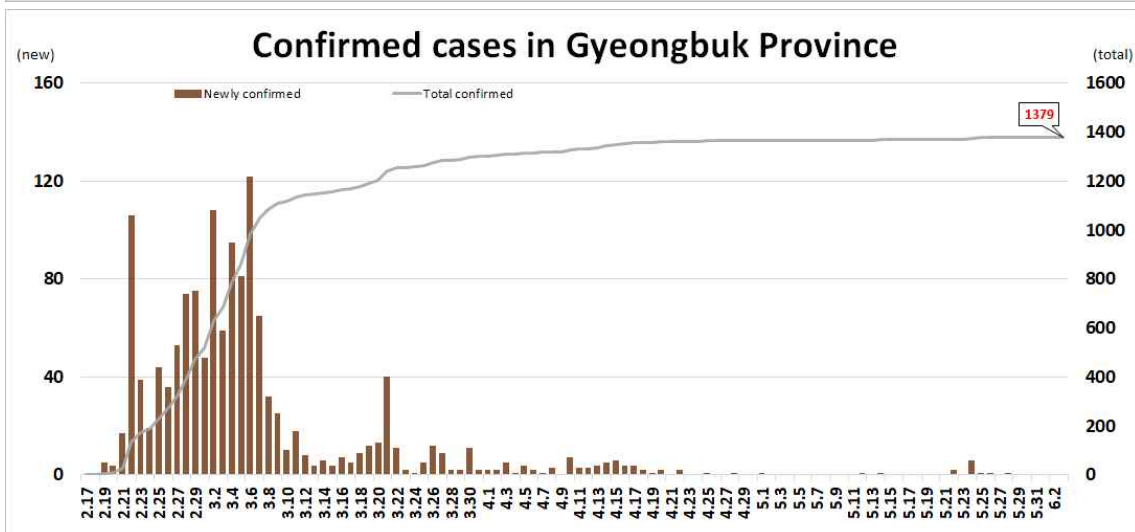
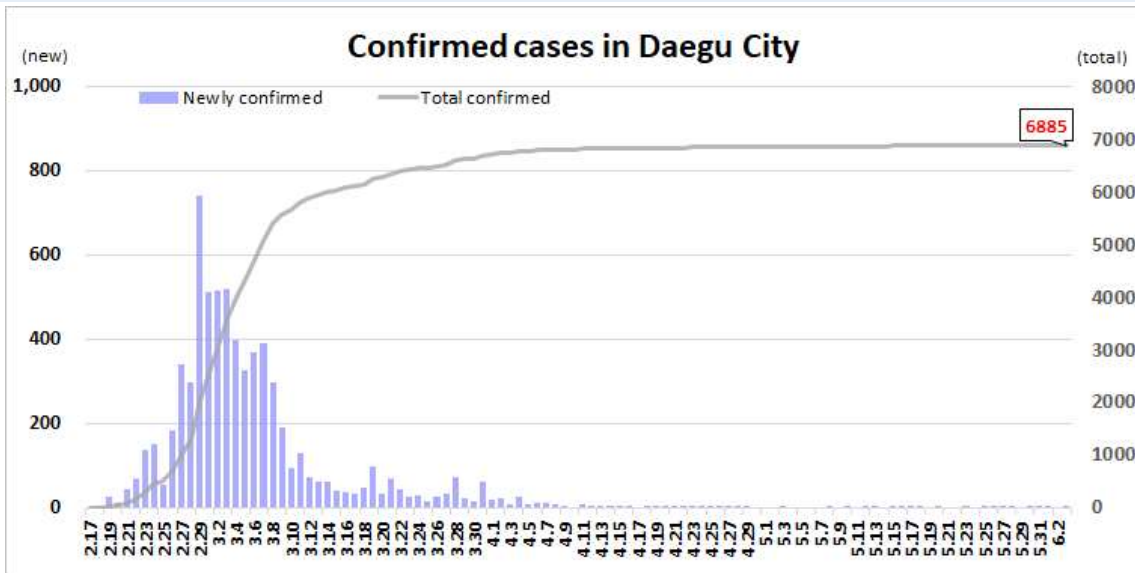
KCDC

Korea Centers for Disease Control & Prevention

Updates on COVID-19 in Republic of Korea

3 June 2020

DAILY NEW AND TOTAL CASES IN DAEGU / GYEONGBUK / BORDER SCREENING





KCDC

Korea Centers for Disease Control & Prevention

Updates on COVID-19 in Republic of Korea

3 June 2020

○ Distribution by gender and age group:

		Confirmed Cases (%)	Deaths (%)	Fatality rate (%)
Total		11,590 (100)	273 (100)	2.36
Sex	Male	4,852 (41.86)	145 (53.11)	2.99
	Female	6,738 (58.14)	128 (46.89)	1.90
Age	80 and above	499 (4.31)	133 (48.72)	26.65
	70-79	738 (6.37)	81 (29.67)	10.98
	60-69	1,436 (12.39)	39 (14.29)	2.72
	50-59	2,070 (17.86)	15 (5.49)	0.72
	40-49	1,534 (13.24)	3 (1.10)	0.20
	30-39	1,305 (11.26)	2 (0.73)	0.15
	20-29	3,188 (27.51)	0 (0.00)	-
	10-19	661 (5.70)	0 (0.00)	-
	0-9	159 (1.37)	0 (0.00)	-

INCIDENCE RATE BY AGE GROUP (PER 100,000)



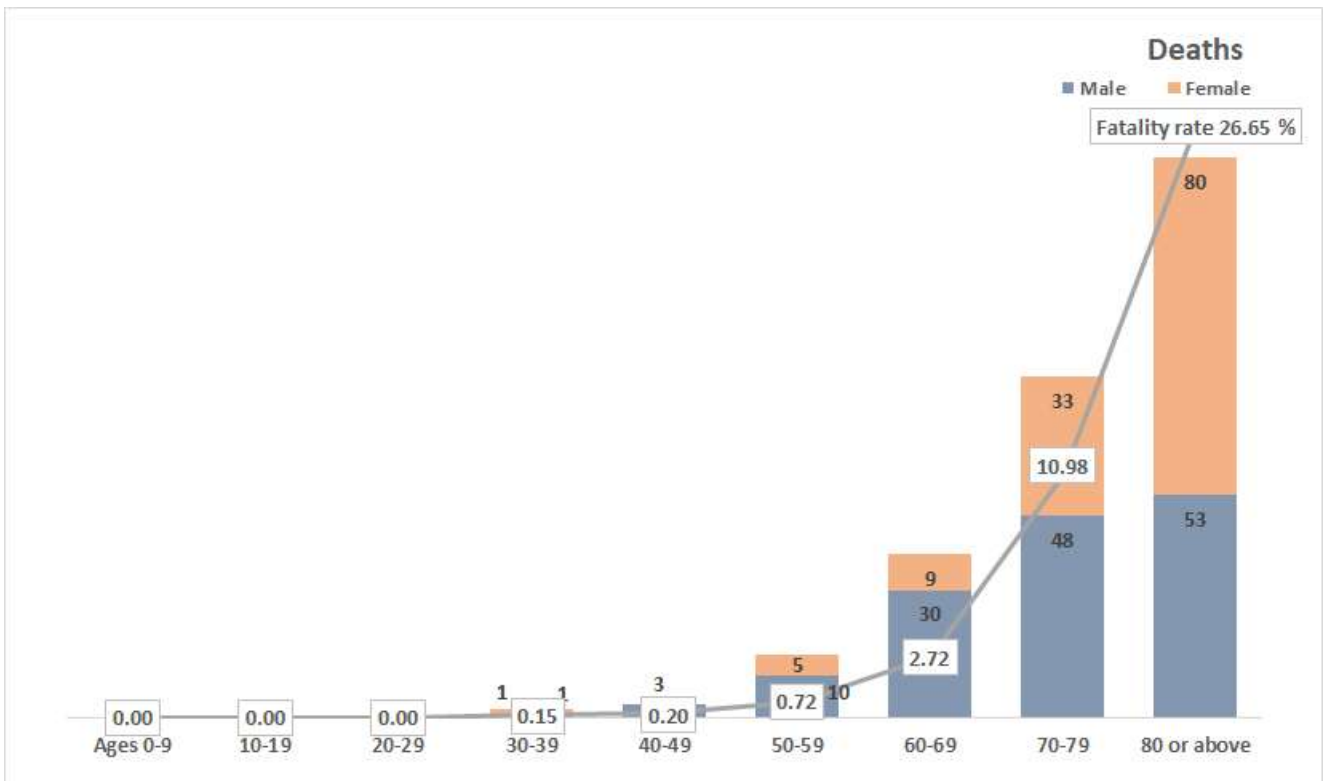
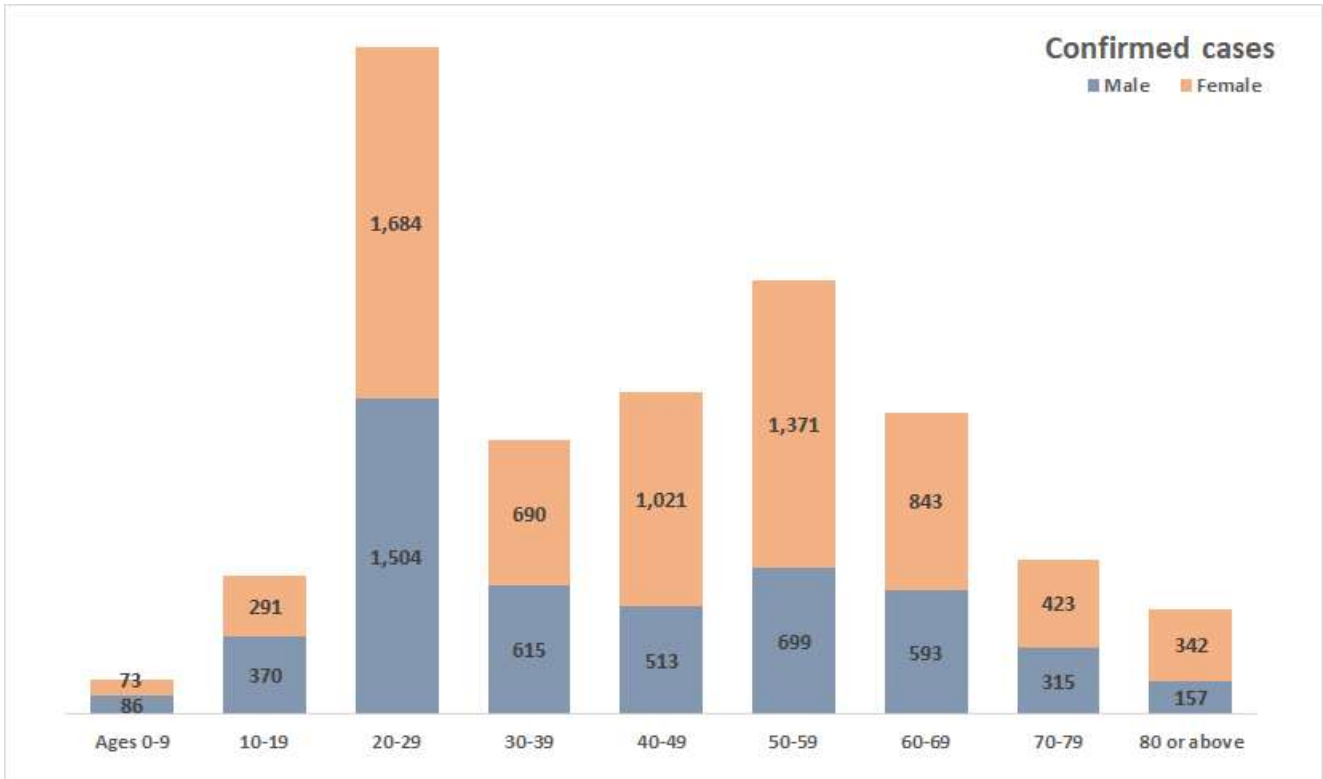


KCDC

Korea Centers for Disease Control & Prevention

Updates on COVID-19 in Republic of Korea

3 June 2020





KCDC

Korea Centers for Disease Control & Prevention

Updates on COVID-19 in Republic of Korea

3 June 2020

IMPORTED CASES

