



KCDC

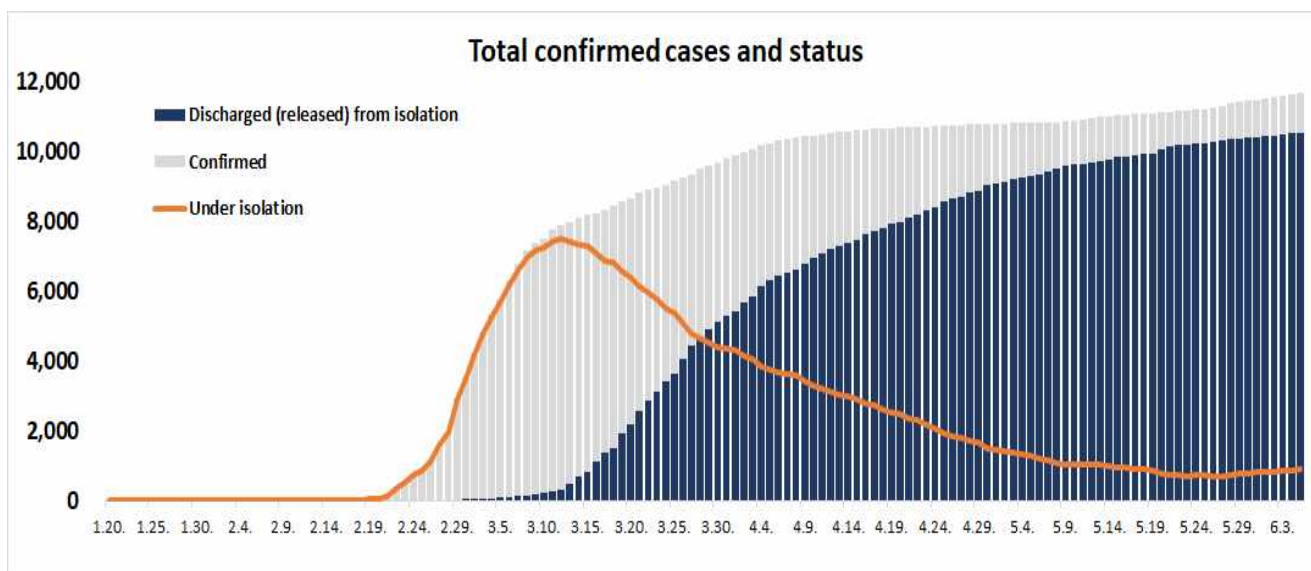
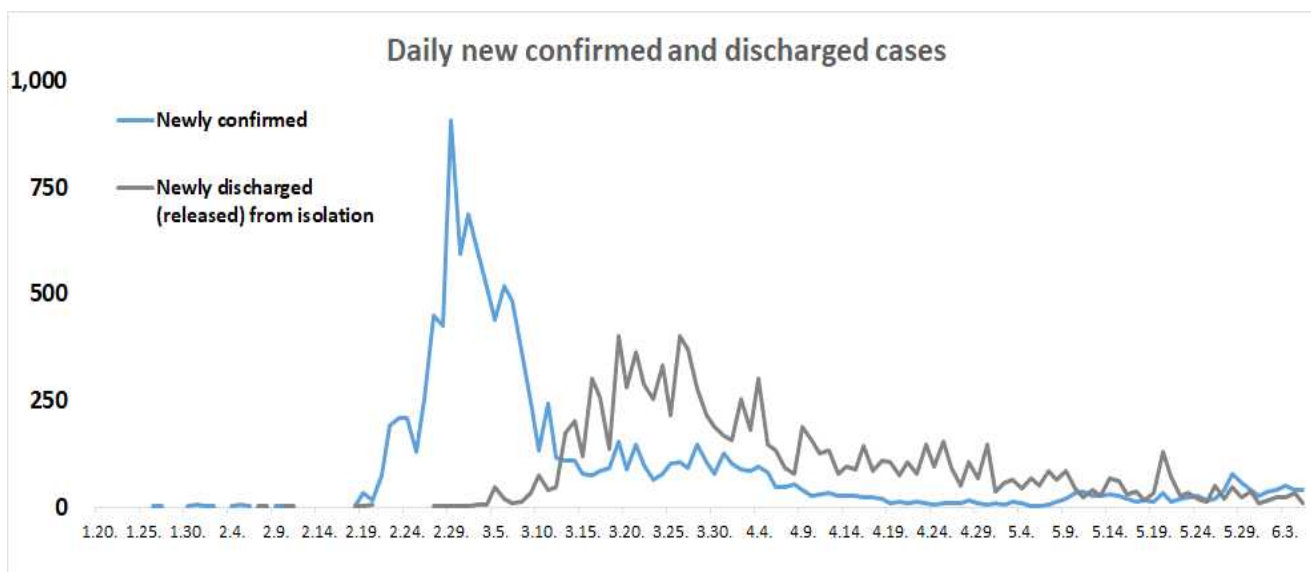
Korea Centers for Disease Control & Prevention

Updates on COVID-19 in Republic of Korea

5 June 2020

○ As of 0:00, 5 June 2020, the total number of confirmed cases is 11,668 (including 1,280 imported cases), of which 10,506 cases have been discharged from isolation. Newly confirmed cases are 39 in total.

Period (since 3 Jan)	Total	Tested positive (PCR)				Testing in progress	Tested negative (PCR)
		Confirmed	Discharged from isolation	Under isolation	Deceased		
As of 0:00 4 June (Thurs)	973,858	11,629	10,499	857	273	28,199	934,030
As of 0:00 5 June (Fri)	990,960	11,668	10,506	889	273	28,766	950,526
Difference	(+)17,102	(+)39	(+)7	(+)32	0	(+)567	(+)16,496





KCDC

Korea Centers for Disease Control & Prevention

Updates on COVID-19 in Republic of Korea

5 June 2020

○ Regional distribution of total confirmed cases:

	Total	City							
		Seoul	Busan	Daegu	Incheon	Gwangju	Daejeon	Ulsan	Sejong
Isolated	889	275	6	64	155	2	3	5	0
Discharged	10,506	645	138	6,634	107	30	42	46	47
Deceased	273	4	3	188	0	0	1	1	0
Subtotal	11,668	924	147	6,886	262	32	46	52	47
New (Difference)	39	15	0	1	6	0	0	0	0

	Total	Province								
		Gyeonggi	Gangwon	Chungbuk	Chungnam	Jeonbuk	Jeonnam	Gyeongbuk	Gyeongnam	Jeju
Isolated	223	3	11	4	2	3	26	2	2	103
Discharged	665	51	49	143	19	17	1,302	121	13	437
Deceased	19	3	0	0	0	0	54	0	0	0
Subtotal	907	57	60	147	21	20	1,382	123	15	540
New (Difference)	13	0	0	1	0	0	2	0	0	1

○ Case distribution by region:

Region	# of cases	(%)	Incidence rate (per 0.1M)	Region	# of cases	(%)	Incidence rate (per 0.1M)
Seoul	924	(7.92)	9.49	Gyeonggi	907	(7.77)	6.85
Busan	147	(1.26)	4.31	Gangwon	57	(0.49)	3.70
Daegu	6,886	(59.02)	282.62	Chungbuk	60	(0.51)	3.75
Incheon	262	(2.25)	8.86	Chungnam	147	(1.26)	6.93
Gwangju	32	(0.27)	2.20	Jeonbuk	21	(0.18)	1.16
Daejeon	46	(0.39)	3.12	Jeonnam	20	(0.17)	1.07
Ulsan	52	(0.45)	4.53	Gyeongbuk	1,382	(11.84)	51.91
Sejong	47	(0.40)	13.73	Gyeongnam	123	(1.05)	3.66
Border Screening	540	(4.63)	-	Jeju	15	(0.13)	2.24
Total				11,668 (100) 22.50			



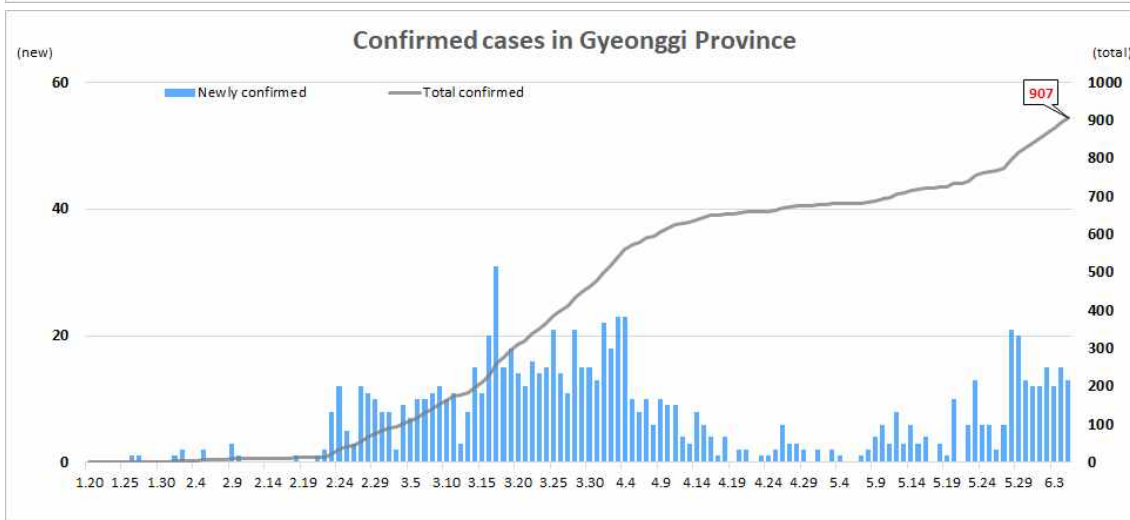
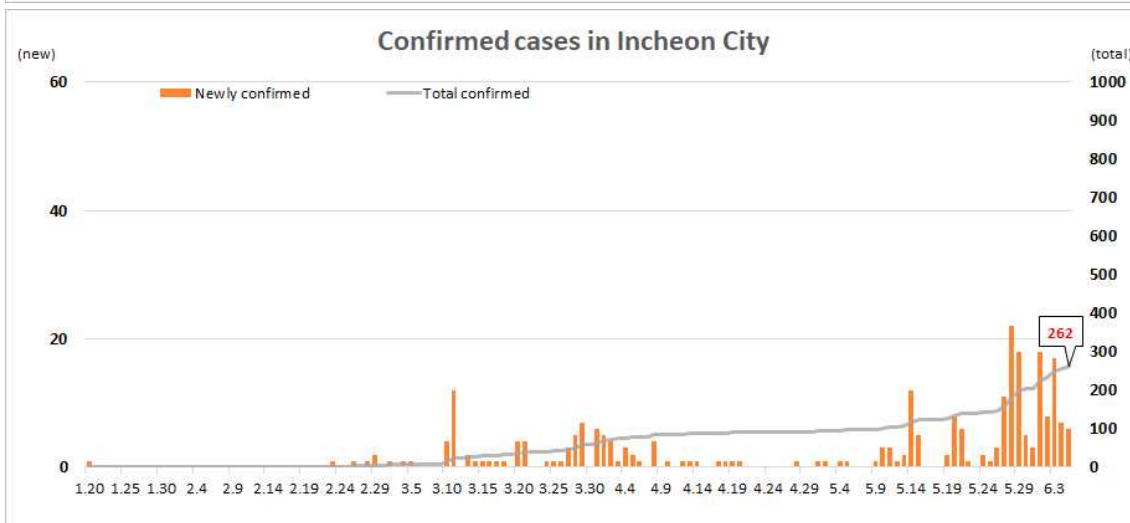
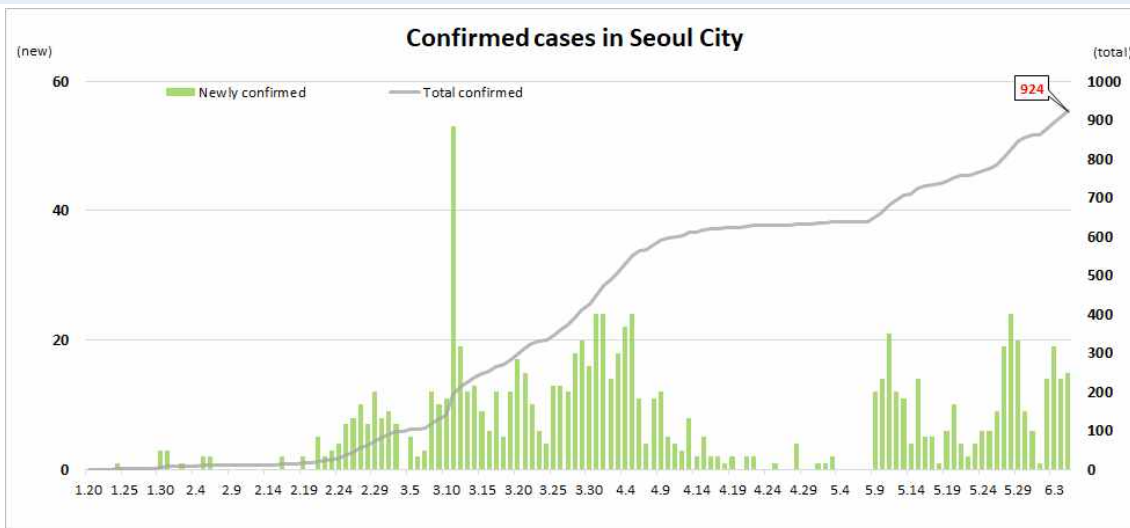
KCDC

Korea Centers for Disease Control & Prevention

Updates on COVID-19 in Republic of Korea

5 June 2020

DAILY NEW AND TOTAL CASES IN SEOUL/INCHEON/GYEONGGI REGIONS





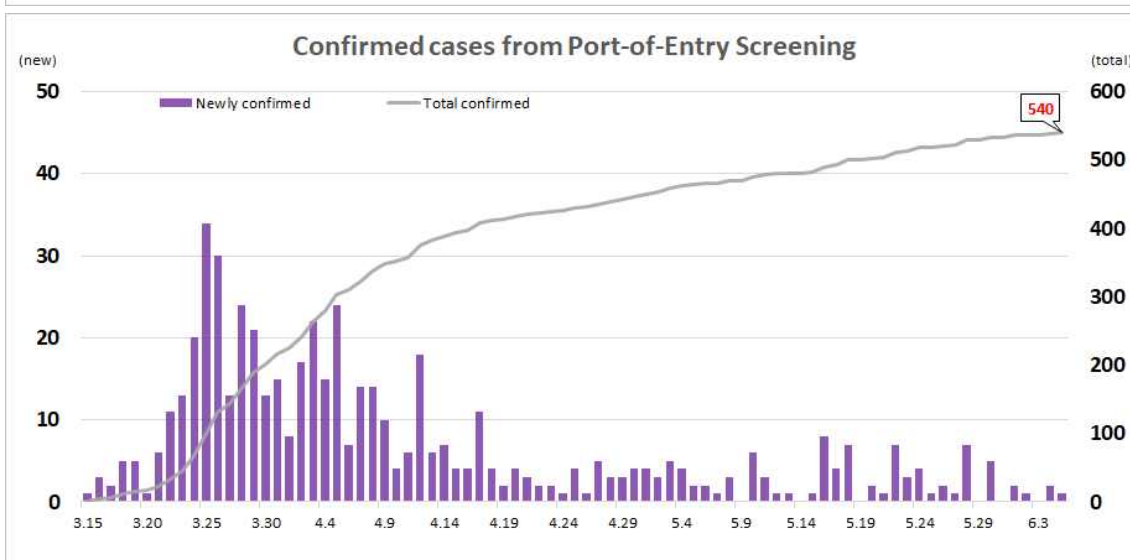
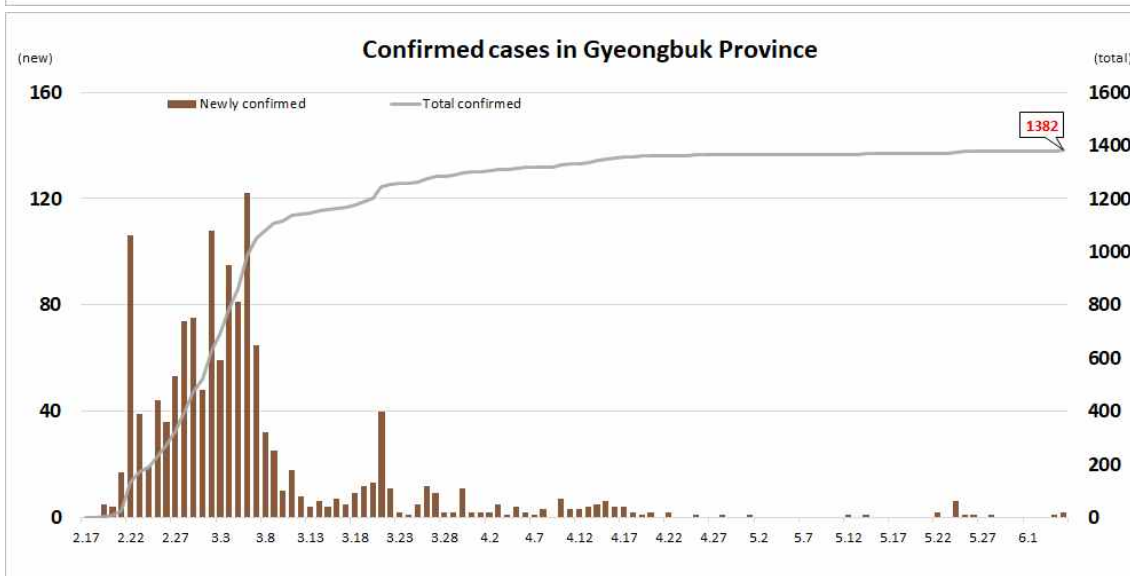
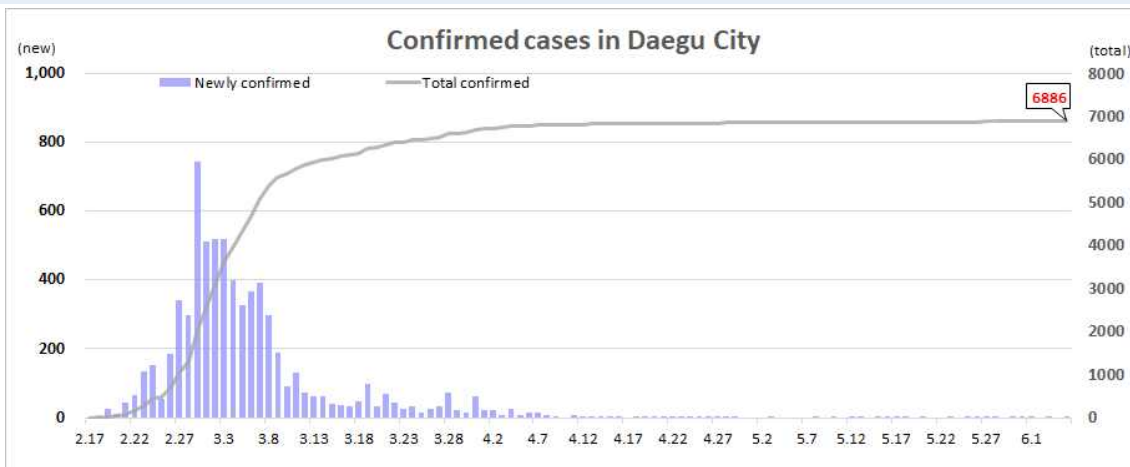
KCDC

Korea Centers for Disease Control & Prevention

Updates on COVID-19 in Republic of Korea

5 June 2020

DAILY NEW AND TOTAL CASES IN DAEGU / GYEONGBUK / BORDER SCREENING





KCDC

Korea Centers for Disease Control & Prevention

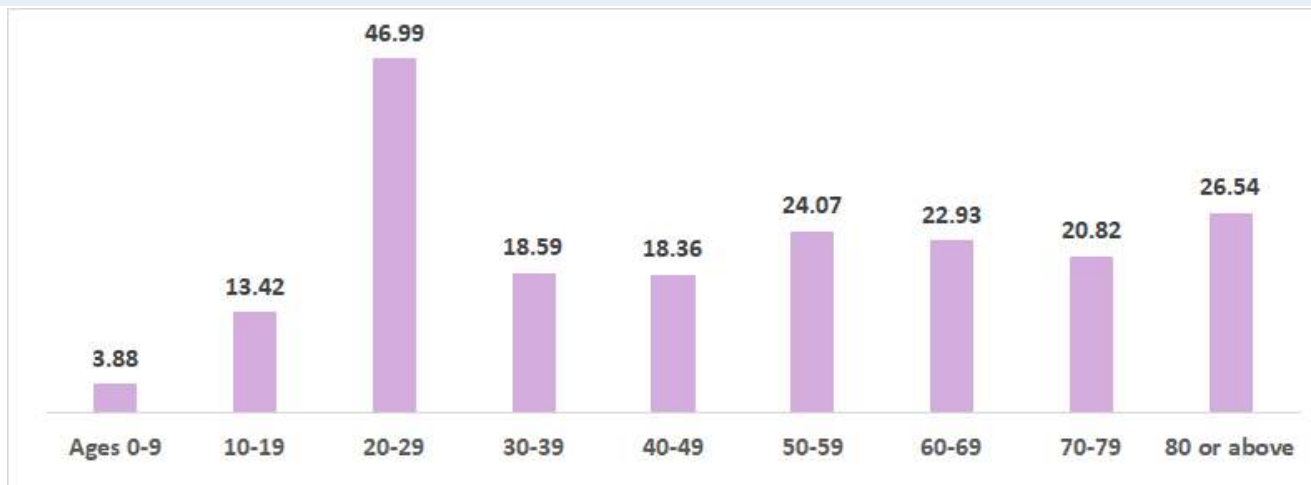
Updates on COVID-19 in Republic of Korea

5 June 2020

○ Distribution by gender and age group:

		Confirmed Cases (%)	Deaths (%)	Fatality rate (%)
Total		11,668 (100)	273 (100)	2.34
Sex	Male	4,893 (41.94)	145 (53.11)	2.96
	Female	6,775 (58.06)	128 (46.89)	1.89
Age	80 and above	504 (4.32)	133 (48.72)	26.39
	70-79	751 (6.44)	81 (29.67)	10.79
	60-69	1,455 (12.47)	39 (14.29)	2.68
	50-59	2,086 (17.88)	15 (5.49)	0.72
	40-49	1,540 (13.20)	3 (1.10)	0.19
	30-39	1,310 (11.23)	2 (0.73)	0.15
	20-29	3,198 (27.41)	0 (0.00)	-
	10-19	663 (5.68)	0 (0.00)	-
	0-9	161 (1.38)	0 (0.00)	-

INCIDENCE RATE BY AGE GROUP (PER 100,000)



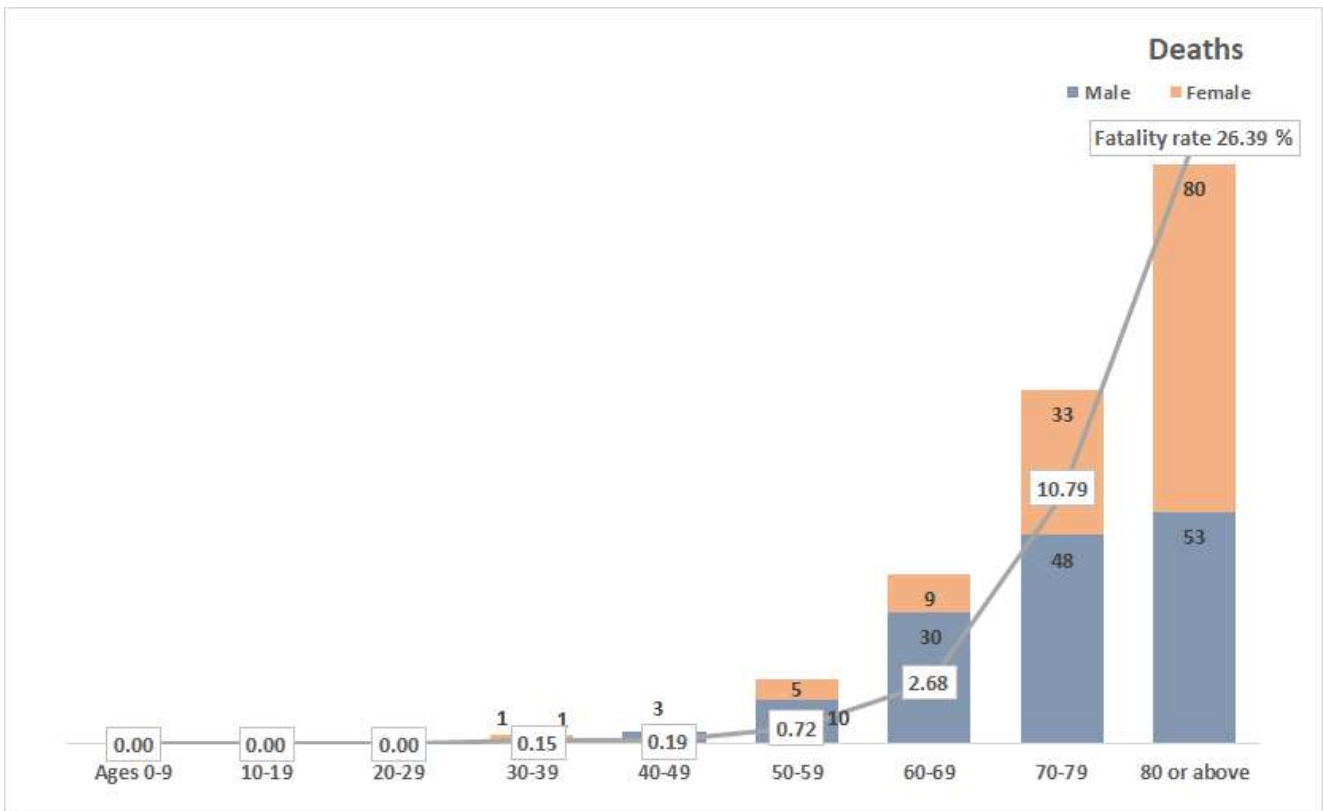
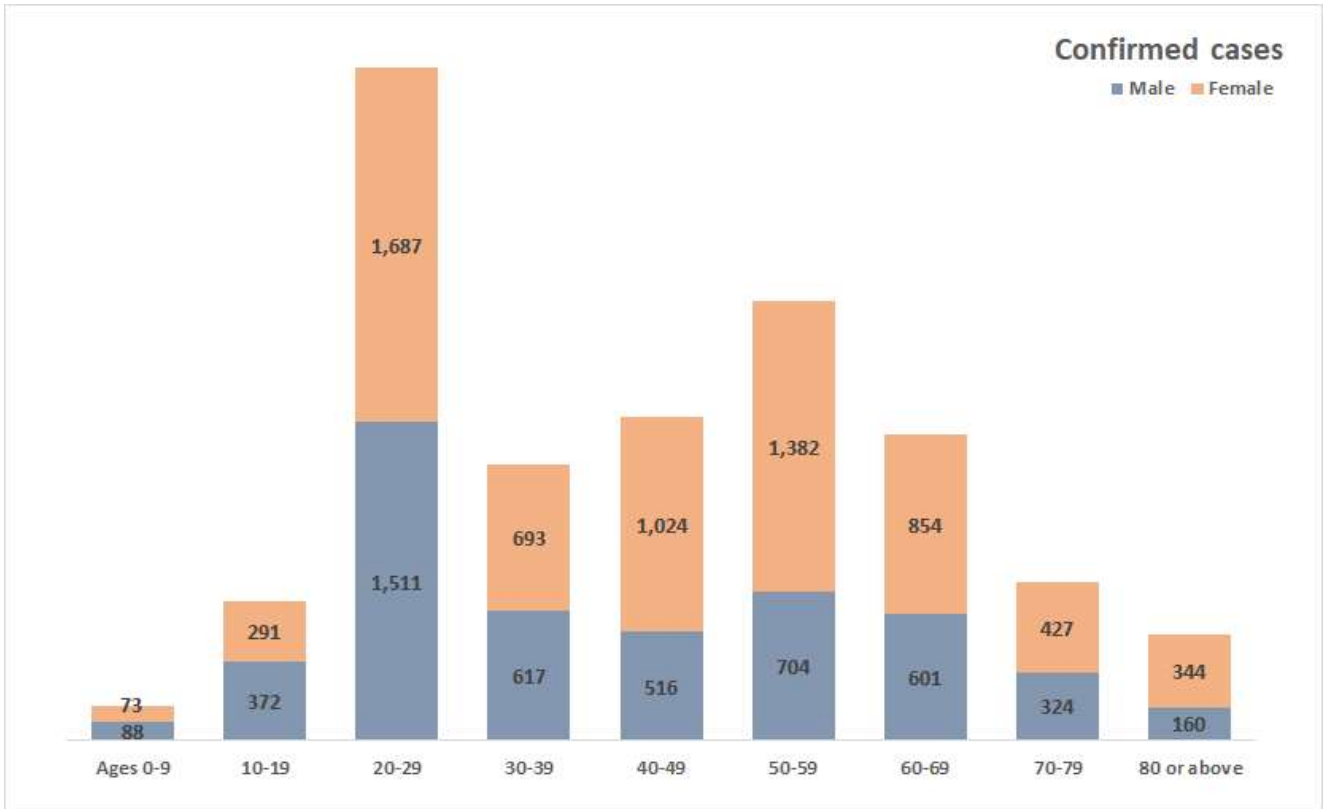


KCDC

Korea Centers for Disease Control & Prevention

Updates on COVID-19 in Republic of Korea

5 June 2020





KCDC

Korea Centers for Disease Control & Prevention

Updates on COVID-19 in Republic of Korea

5 June 2020

IMPORTED CASES

