



KCDC

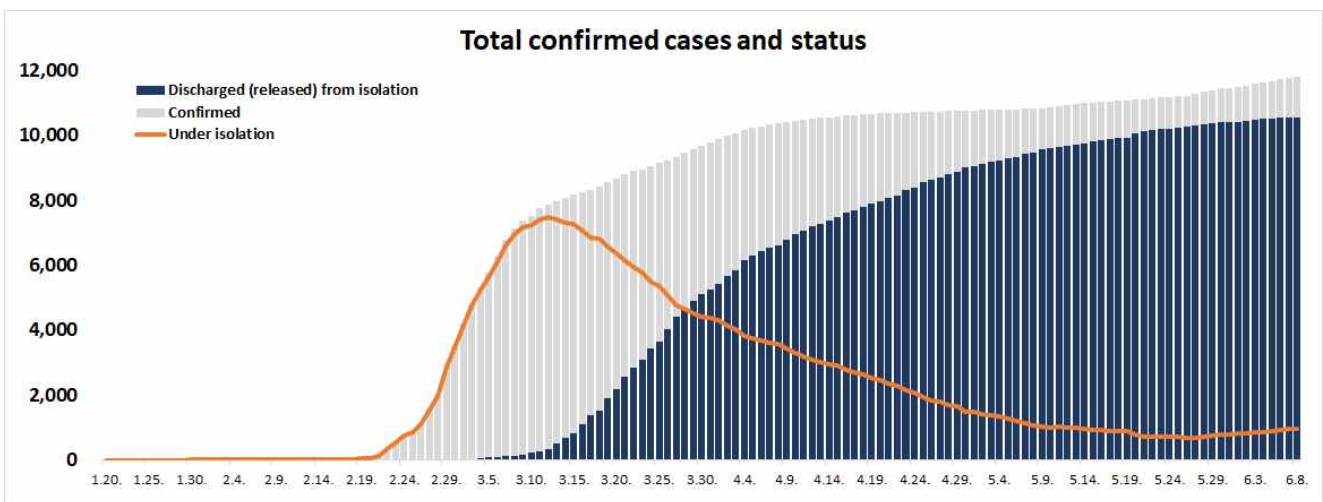
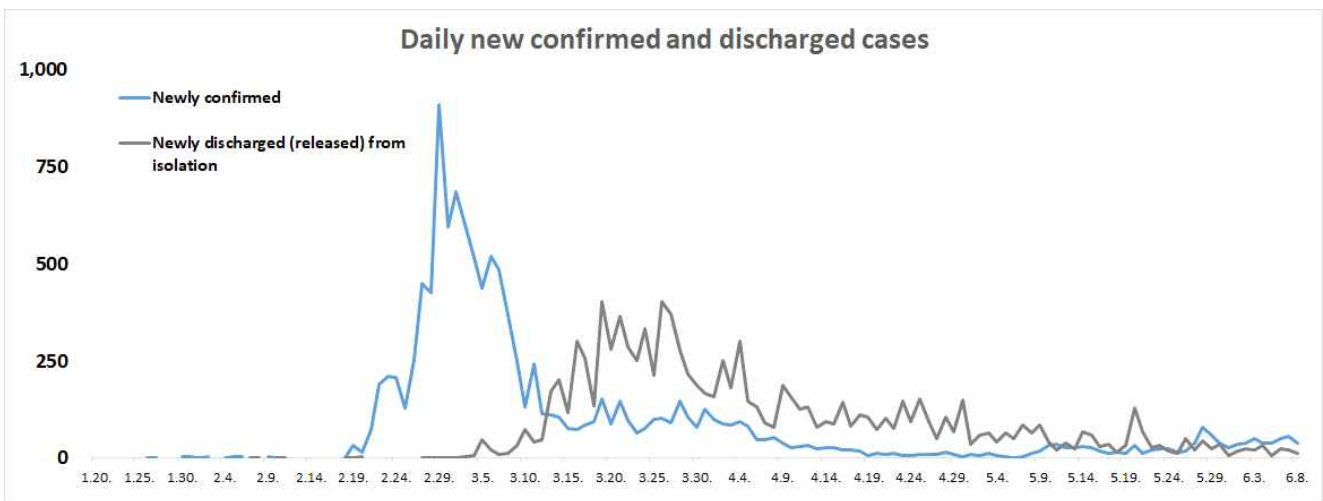
Korea Centers for Disease Control & Prevention

# Updates on COVID-19 in Republic of Korea

8 June 2020

○ As of 0:00, 8 June 2020, the total number of confirmed cases is 11,814 (including 1,297 imported cases), of which 10,563 cases have been discharged from isolation. Newly confirmed cases are 38 in total.

| Period<br>(since 3 Jan)            | Total     | Tested positive (PCR) |                           |                 |          | Testing in progress | Tested negative (PCR) |
|------------------------------------|-----------|-----------------------|---------------------------|-----------------|----------|---------------------|-----------------------|
|                                    |           | Confirmed             | Discharged from isolation | Under isolation | Deceased |                     |                       |
| As of 0:00<br>7 June (Sun)         | 1,012,769 | 11,776                | 10,552                    | 951             | 273      | 26,481              | 974,512               |
| <b>As of 0:00<br/>8 June (Mon)</b> | 1,018,214 | 11,814                | 10,563                    | 978             | 273      | 24,374              | 982,026               |
| <b>Difference</b>                  | (+)5,445  | (+)38                 | (+)11                     | (+)27           | 0        | (-)2,107            | (+)7,514              |





KCDC

Korea Centers for Disease Control & Prevention

# Updates on COVID-19 in Republic of Korea

8 June 2020

○ Regional distribution of total confirmed cases:

|                  | Total         | City       |            |              |            |           |           |           |           |
|------------------|---------------|------------|------------|--------------|------------|-----------|-----------|-----------|-----------|
|                  |               | Seoul      | Busan      | Daegu        | Incheon    | Gwangju   | Daejeon   | Ulsan     | Sejong    |
| Isolated         | 978           | 341        | 3          | 59           | 165        | 2         | 2         | 6         | 0         |
| Discharged       | 10,563        | 651        | 141        | 6,641        | 118        | 30        | 43        | 46        | 47        |
| Deceased         | 273           | 4          | 3          | 188          | 0          | 0         | 1         | 1         | 0         |
| <b>Subtotal</b>  | <b>11,814</b> | <b>996</b> | <b>147</b> | <b>6,888</b> | <b>283</b> | <b>32</b> | <b>46</b> | <b>53</b> | <b>47</b> |
| New (Difference) | 38            | 22         | 0          | 1            | 4          | 0         | 0         | 0         | 0         |

|                  | Province   | Province  |           |            |           |           |              |            |           | Other      |
|------------------|------------|-----------|-----------|------------|-----------|-----------|--------------|------------|-----------|------------|
|                  |            | Gyeonggi  | Gangwon   | Chungbuk   | Chungnam  | Jeonbuk   | Jeonnam      | Gyeongbuk  | Gyeongnam | Jeju       |
| Isolated         | 243        | 4         | 12        | 5          | 2         | 3         | 20           | 2          | 2         | 107        |
| Discharged       | 680        | 51        | 49        | 143        | 19        | 17        | 1,309        | 122        | 13        | 443        |
| Deceased         | 19         | 3         | 0         | 0          | 0         | 0         | 54           | 0          | 0         | 0          |
| <b>Subtotal</b>  | <b>942</b> | <b>58</b> | <b>61</b> | <b>148</b> | <b>21</b> | <b>20</b> | <b>1,383</b> | <b>124</b> | <b>15</b> | <b>550</b> |
| New (Difference) | 8          | 0         | 0         | 0          | 0         | 0         | 0            | 0          | 0         | 3          |

○ Case distribution by region:

| Region           | # of cases | (%)     | Incidence rate (per 0.1M) | Region                    | # of cases | (%)     | Incidence rate (per 0.1M) |
|------------------|------------|---------|---------------------------|---------------------------|------------|---------|---------------------------|
| Seoul            | 996        | (8.43)  | 10.23                     | Gyeonggi                  | 942        | (7.97)  | 7.11                      |
| Busan            | 147        | (1.24)  | 4.31                      | Gangwon                   | 58         | (0.49)  | 3.76                      |
| Daegu            | 6,888      | (58.30) | 282.70                    | Chungbuk                  | 61         | (0.52)  | 3.81                      |
| Incheon          | 283        | (2.40)  | 9.57                      | Chungnam                  | 148        | (1.25)  | 6.97                      |
| Gwangju          | 32         | (0.27)  | 2.20                      | Jeonbuk                   | 21         | (0.18)  | 1.16                      |
| Daejeon          | 46         | (0.39)  | 3.12                      | Jeonnam                   | 20         | 0.17)   | 1.07                      |
| Ulsan            | 53         | (0.45)  | 4.62                      | Gyeongbuk                 | 1,383      | (11.71) | 51.94                     |
| Sejong           | 47         | (0.40)  | 13.73                     | Gyeongnam                 | 124        | (1.05)  | 3.69                      |
| Border Screening | 550        | (4.66)  | -                         | Jeju                      | 15         | (0.13)  | 2.24                      |
| <b>Total</b>     |            |         |                           | <b>11,814 (100) 22.79</b> |            |         |                           |



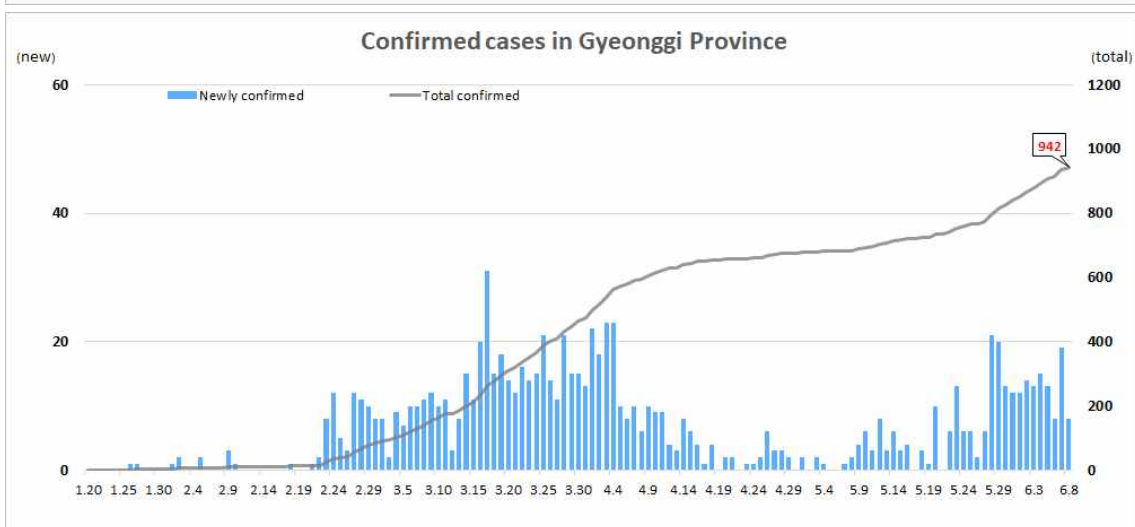
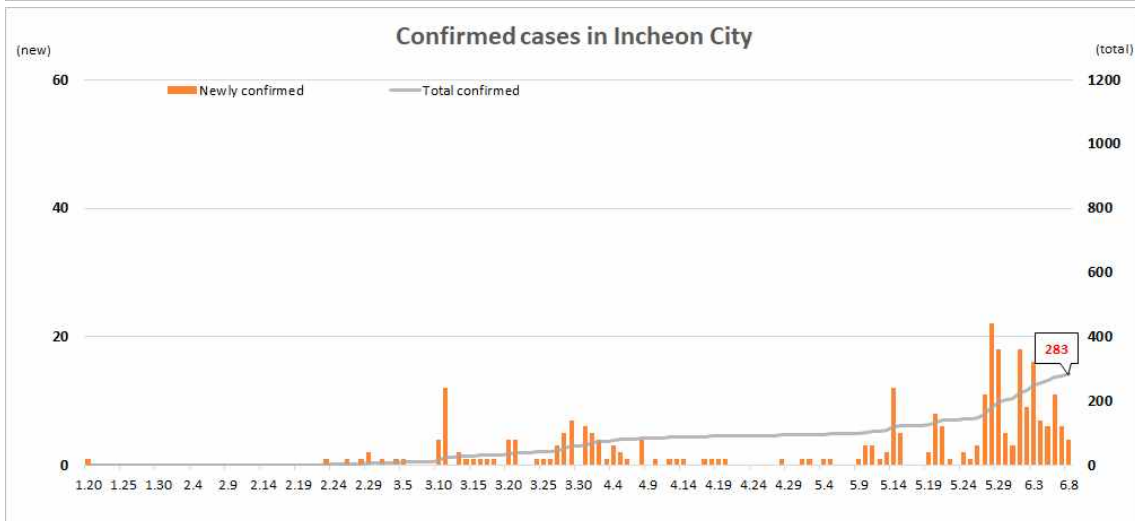
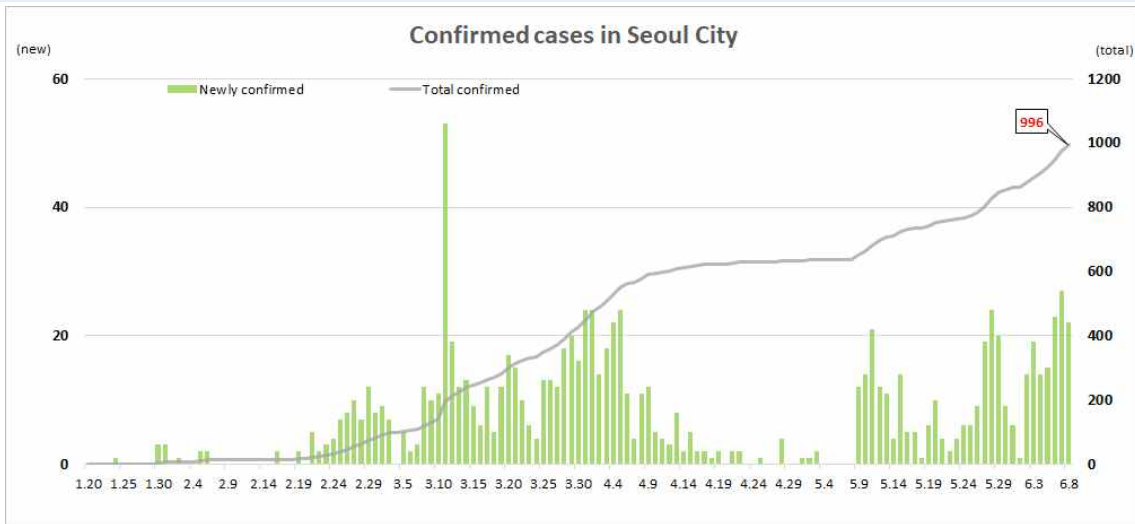
KCDC

Korea Centers for Disease Control & Prevention

# Updates on COVID-19 in Republic of Korea

8 June 2020

## DAILY NEW AND TOTAL CASES IN SEOUL/INCHEON/GYEONGGI REGIONS





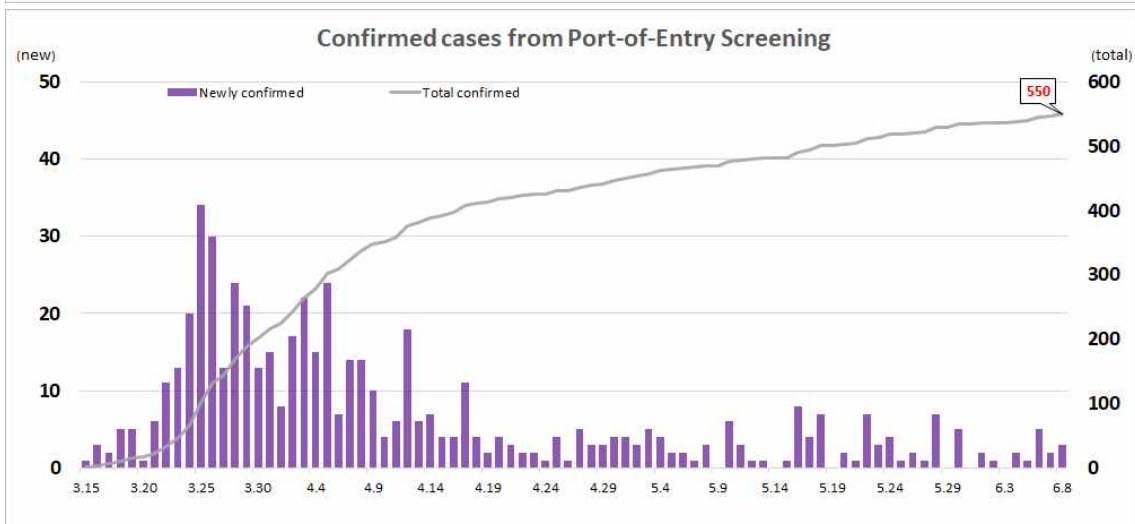
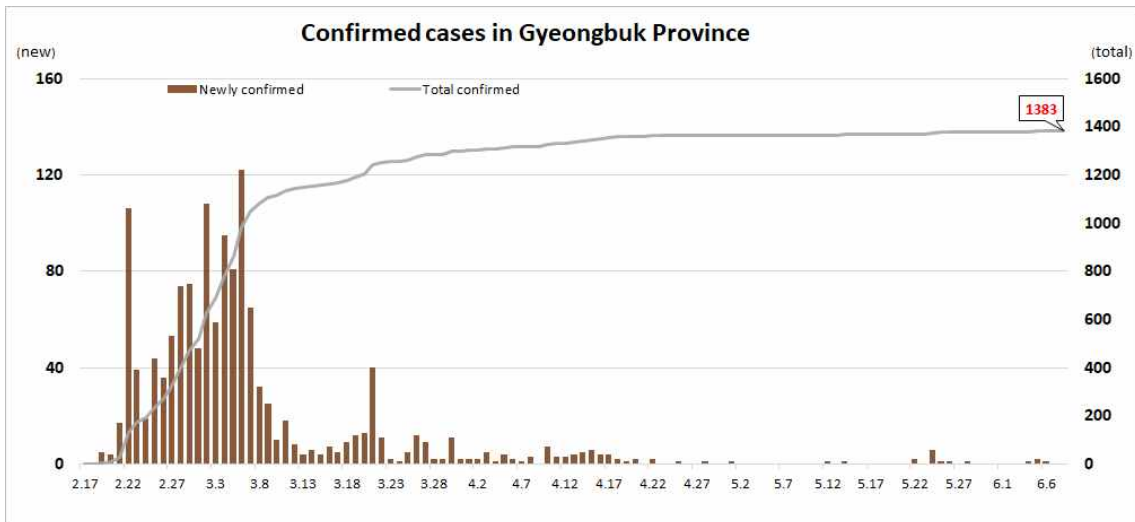
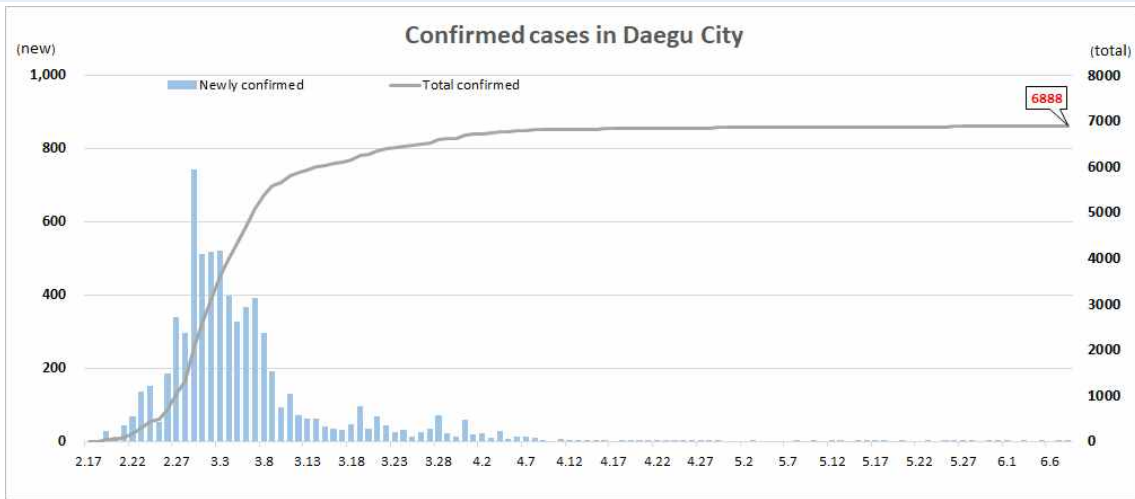
KCDC

Korea Centers for Disease Control & Prevention

# Updates on COVID-19 in Republic of Korea

8 June 2020

## DAILY NEW AND TOTAL CASES IN DAEGU / GYEONGBUK / BORDER SCREENING





KCDC

Korea Centers for Disease Control & Prevention

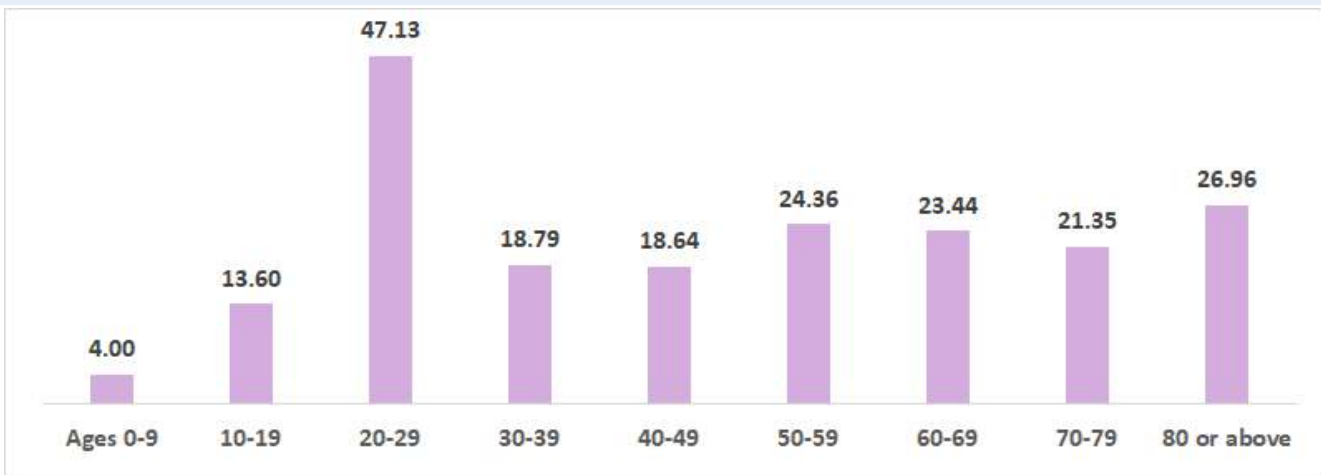
# Updates on COVID-19 in Republic of Korea

8 June 2020

○ Distribution by gender and age group:

|       |              | Confirmed Cases (%) | Deaths (%)  | Fatality rate (%) |
|-------|--------------|---------------------|-------------|-------------------|
| Total |              | 11,814 (100)        | 273 (100)   | 2.31              |
| Sex   | Male         | 4,962 (42.00)       | 145 (53.11) | 2.92              |
|       | Female       | 6,852 (58.00)       | 128 (46.89) | 1.87              |
| Age   | 80 and above | 512 (4.33)          | 133 (48.72) | 25.98             |
|       | 70-79        | 770 (6.52)          | 81 (29.67)  | 10.52             |
|       | 60-69        | 1,487 (12.59)       | 39 (14.29)  | 2.62              |
|       | 50-59        | 2,111 (17.87)       | 15 (5.49)   | 0.71              |
|       | 40-49        | 1,564 (13.24)       | 3 (1.10)    | 0.19              |
|       | 30-39        | 1,324 (11.21)       | 2 (0.73)    | 0.15              |
|       | 20-29        | 3,208 (27.15)       | 0 (0.00)    | -                 |
|       | 10-19        | 672 (5.69)          | 0 (0.00)    | -                 |
|       | 0-9          | 166 (1.41)          | 0 (0.00)    | -                 |

INCIDENCE RATE BY AGE GROUP (PER 100,000)



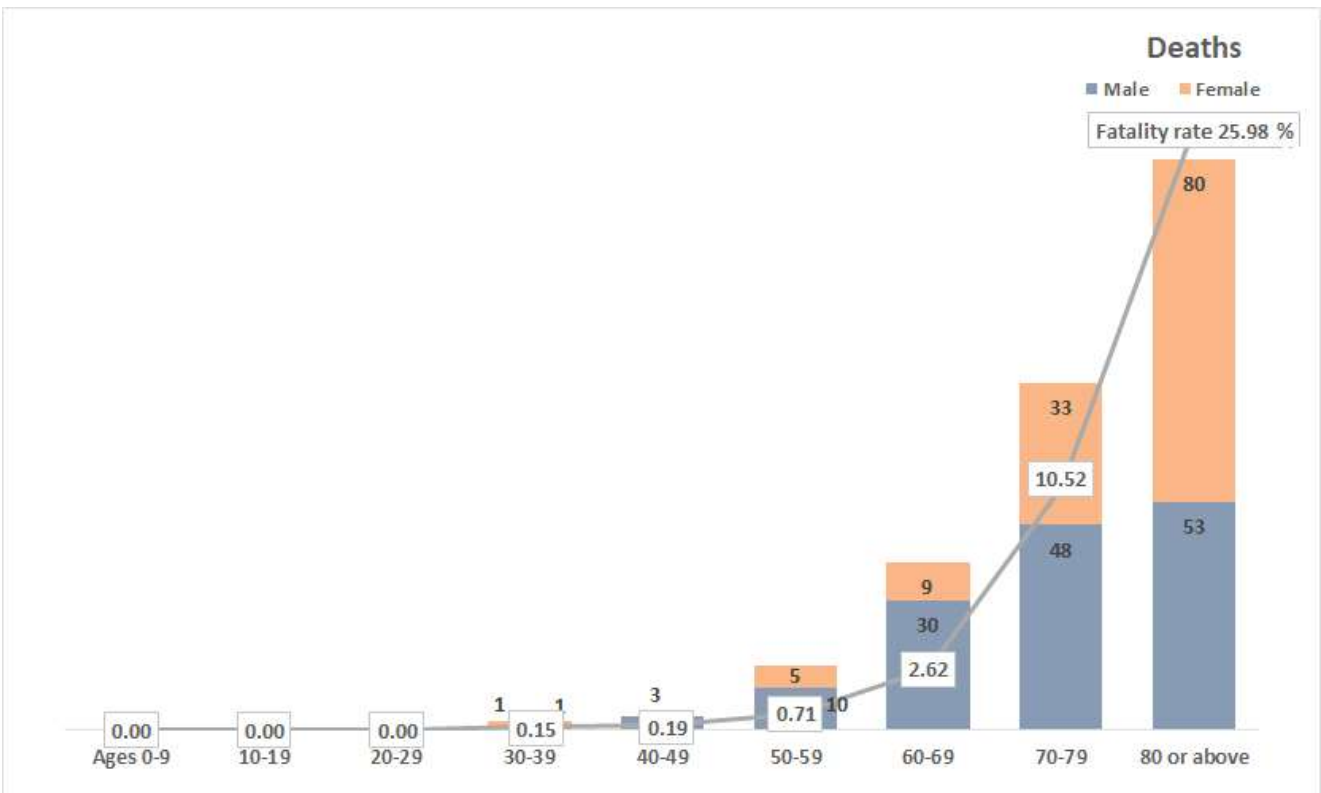
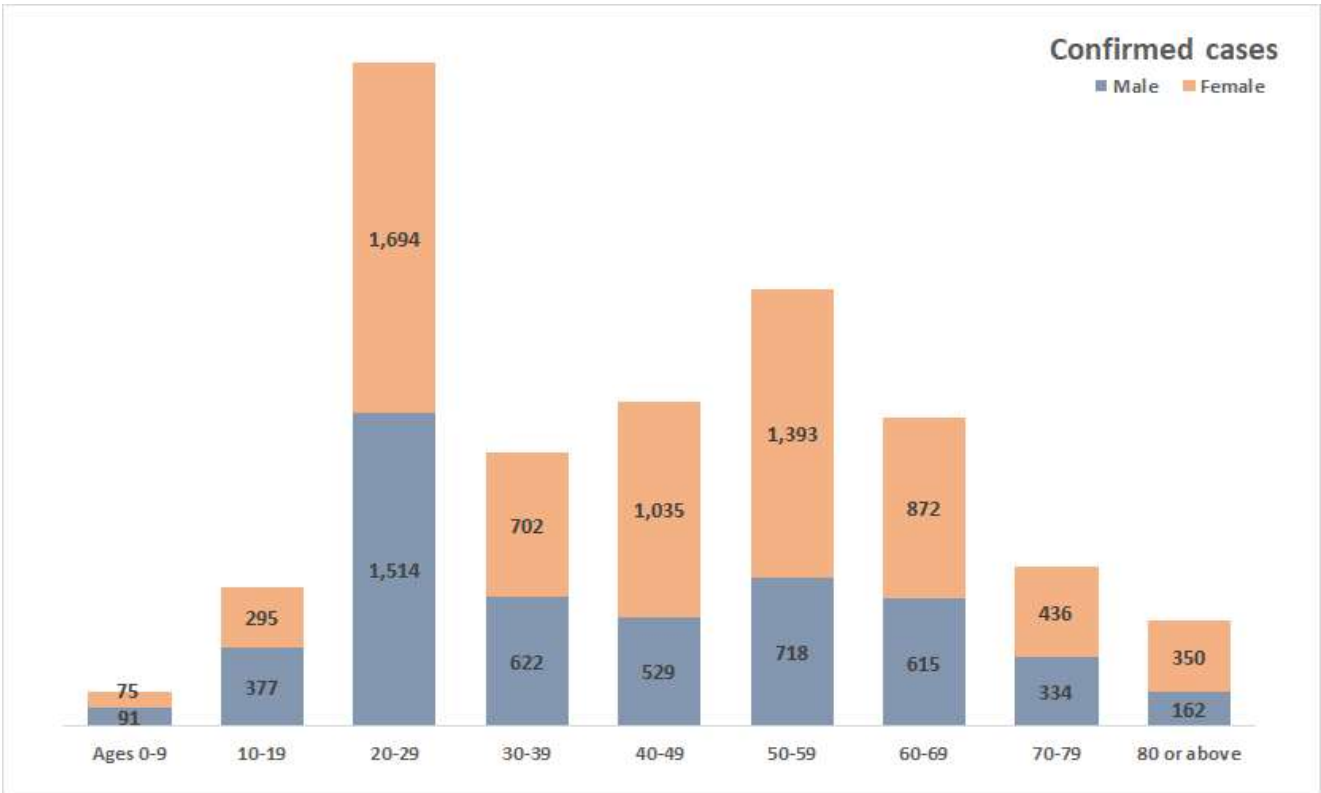


KCDC

Korea Centers for Disease Control & Prevention

# Updates on COVID-19 in Republic of Korea

8 June 2020





KCDC

Korea Centers for Disease Control & Prevention

# Updates on COVID-19 in Republic of Korea

8 June 2020

## IMPORTED CASES

