



KCDC

Korea Centers for Disease Control & Prevention

Updates on COVID-19 in Republic of Korea

17 March 2020

- As of 0:00, 17 March 2020, the total number of confirmed cases is 8,320 with 1,401 cases discharged from isolation. Newly confirmed cases are 84 in total.

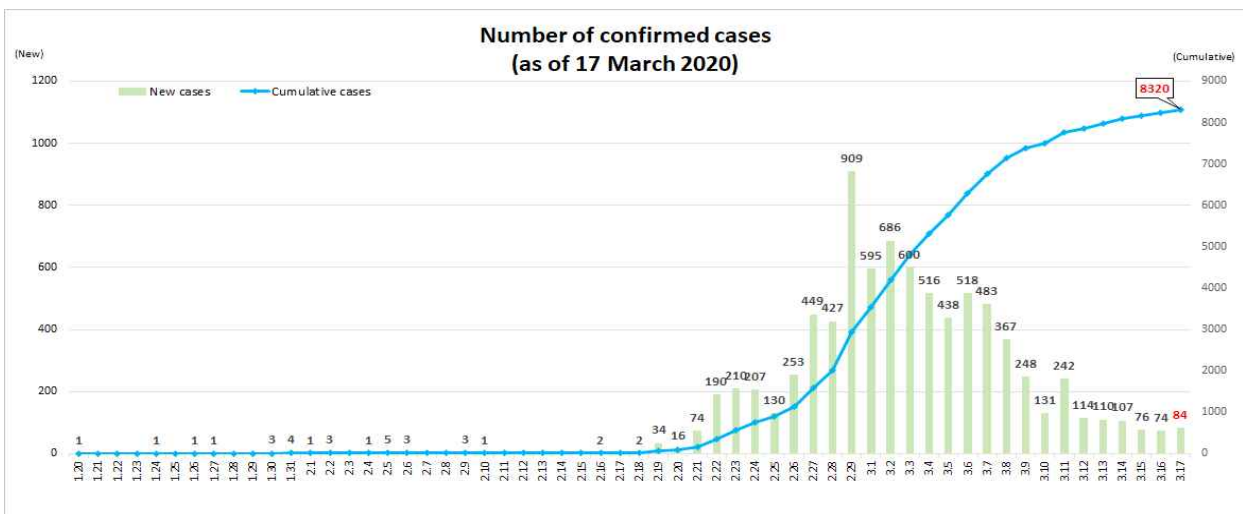
Period (since 3 Jan)	Total	Tested positive				Being tested	Tested negative
		Confirmed	Discharged	Isolated	Deceased		
As of 0:00 16 March (Mon)	274,504	8,236	1,137	7,024	75	14,971	251,297
As of 0:00 17 March (Sun)	286,716	8,320	1,401	6,838	81	17,291	261,105
Differences	+12,212	+84	+264	-186	+6	+2,320	+9,808

- Regional distribution of total confirmed cases:

	City									
	Total	Seoul	Busan	Daegu	Incheon	Gwangju	Daejeon	Ulsan	Sejong	
isolated	6,838	210	52	5,094	26	10	18	20	40	
discharged	1,401	55	54	947	5	6	4	8	0	
deceased	81	0	1	57	0	0	0	0	0	
Total	8,320	265	107	6,098	31	16	22	28	40	

	Province										Other
	Gyeonggi	Gangwon	Chungbuk	Chungnam	Jeonbuk	Jeonnam	Gyeongbuk	Gyeongnam	Jeju	Airport Screening	
isolated	204	20	26	100	3	2	941	64	2	6	
discharged	55	8	5	15	4	2	209	22	2	0	
deceased	3	1	0	0	0	0	19	0	0	0	
Total	262	29	31	115	7	4	1,169	86	4	6	

- Confirmed cases by date, by region, by gender and age are shown in the following graph and tables.





KCDC

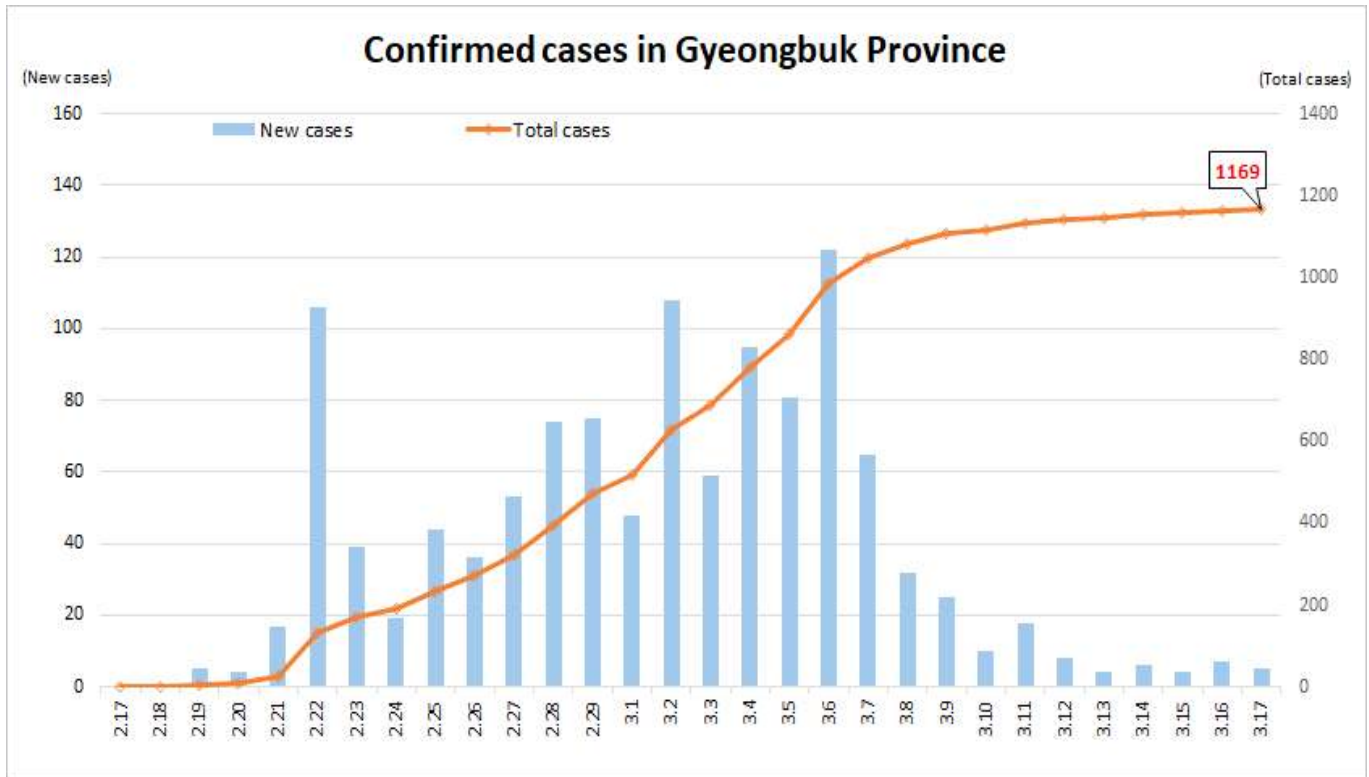
Korea Centers for Disease Control & Prevention

Updates on COVID-19 in Republic of Korea

17 March 2020

○ Cases distribution **by region:**

Region	# of cases	(%)	Incidence rate (per 0.1M)	Region	# of cases	(%)	Incidence rate (per 0.1M)
Seoul	265	(3.19)	2.72	Gyeonggi	262	(3.15)	1.98
Busan	107	(1.29)	3.14	Gangwon	29	(0.35)	1.88
Daegu	6,098	(73.29)	250.28	Chungbuk	31	(0.37)	1.94
Incheon	31	(0.37)	1.05	Chungnam	115	(1.38)	5.42
Gwangju	16	(0.19)	1.10	Jeonbuk	7	(0.08)	0.39
Daejeon	22	(0.26)	1.49	Jeonnam	4	(0.05)	0.21
Ulsan	28	(0.34)	2.44	Gyeongbuk	1,169	(14.05)	43.91
Sejong	40	(0.48)	11.68	Gyeongnam	86	(1.03)	2.56
Airport Screening	6	(0.07)	-	Jeju	4	(0.05)	0.60
				Total	8,320	(100)	16.05



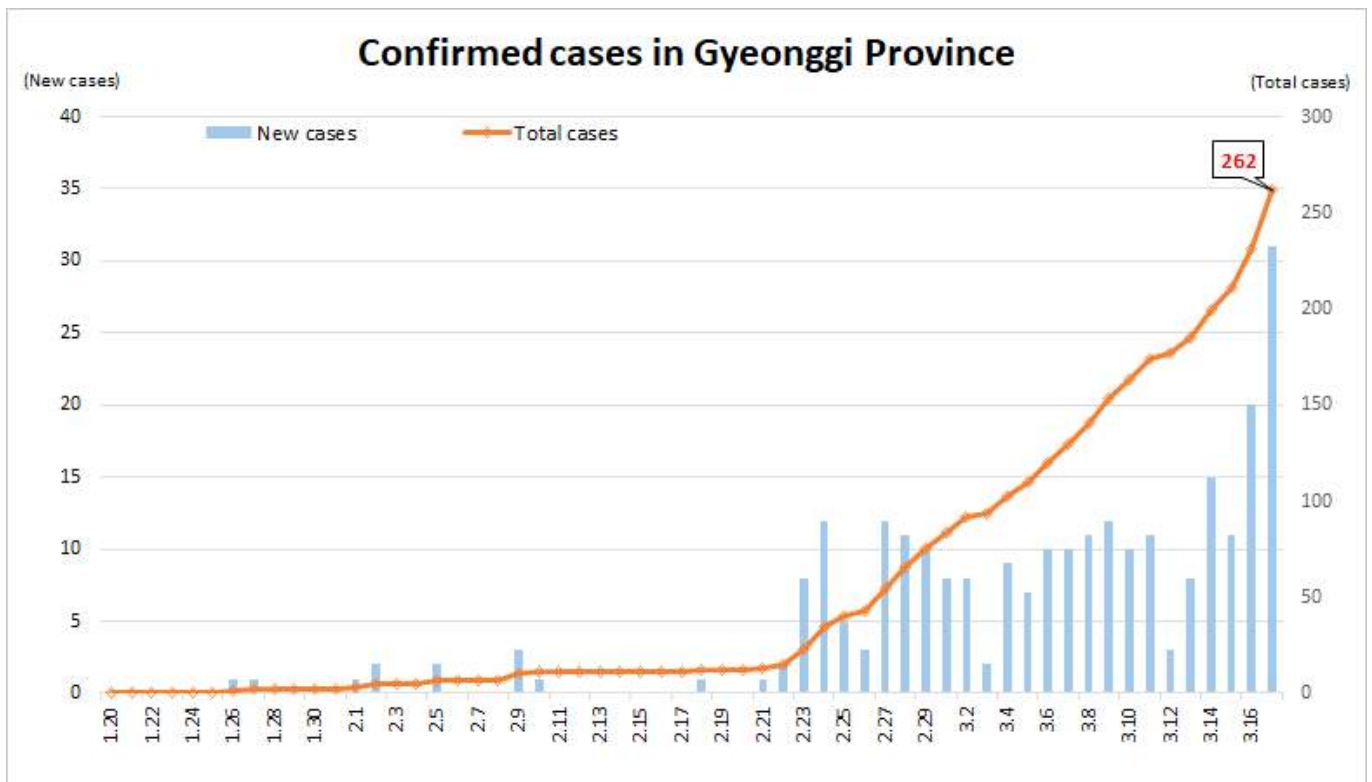
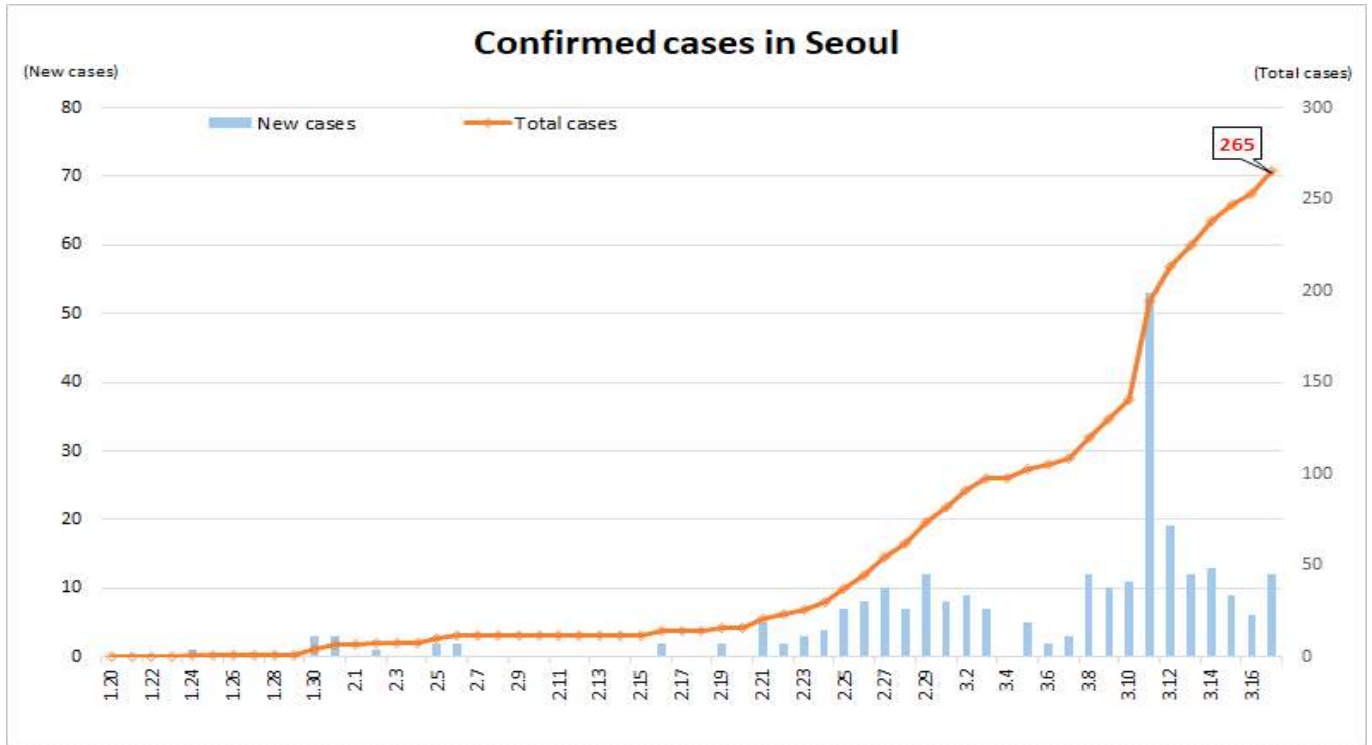


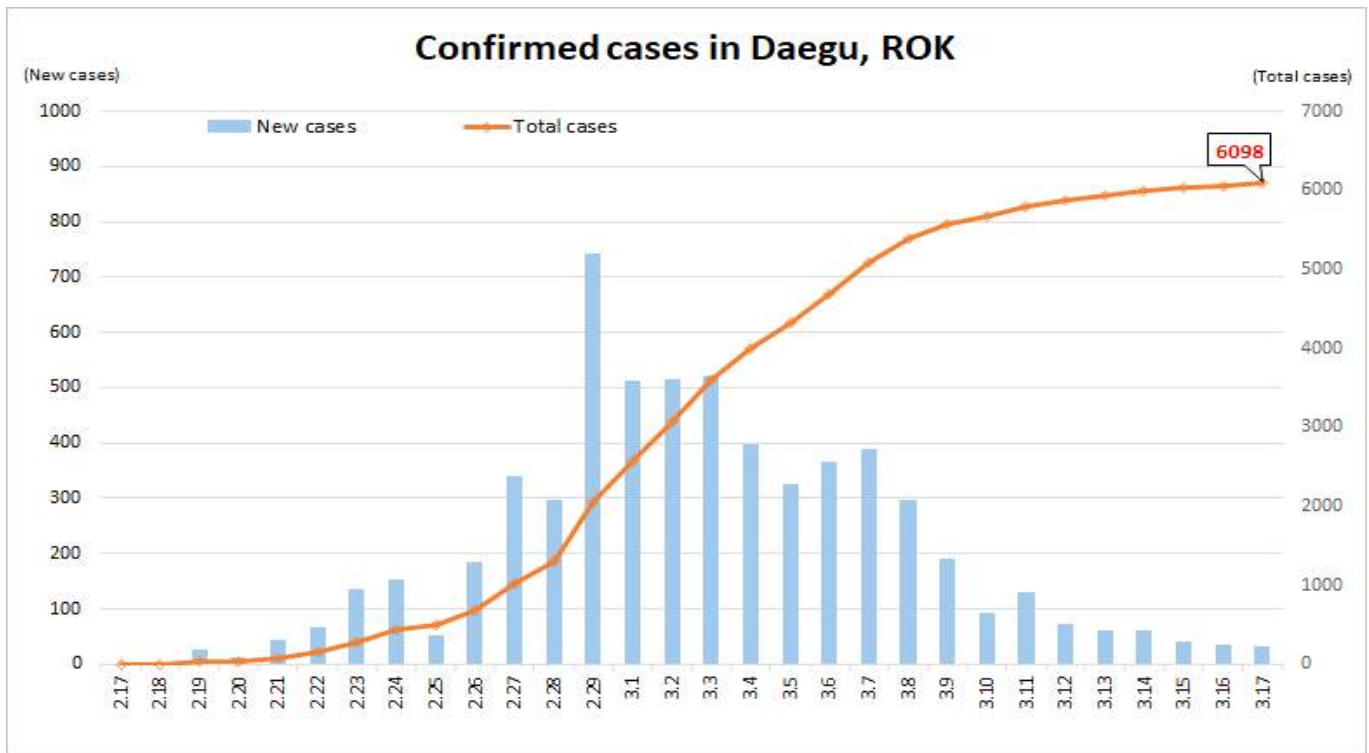
KCDC

Korea Centers for Disease Control & Prevention

Updates on COVID-19 in Republic of Korea

17 March 2020





○ Cases distribution **by age and sex**

Classification		Confirmed Cases	(%)	Deaths	(%)	Fatality rate (%)
Total		8,320	(100.00)	81	(100.00)	0.97
Sex	Male	3,200	(38.46)	44	(54.32)	1.38
	Female	5,120	(61.54)	37	(45.68)	0.72
Age	80 and above	274	(3.29)	28	(34.57)	10.22
	70-79	539	(6.48)	29	(35.80)	5.38
	60-69	1,033	(12.42)	16	(19.75)	1.55
	50-59	1,602	(19.25)	6	(7.41)	0.37
	40-49	1,164	(13.99)	1	(1.23)	0.09
	30-39	856	(10.29)	1	(1.23)	0.12
	20-29	2,330	(28.00)	0	(0.00)	-
	10-19	436	(5.24)	0	(0.00)	-
	0-9	86	(1.03)	0	(0.00)	-

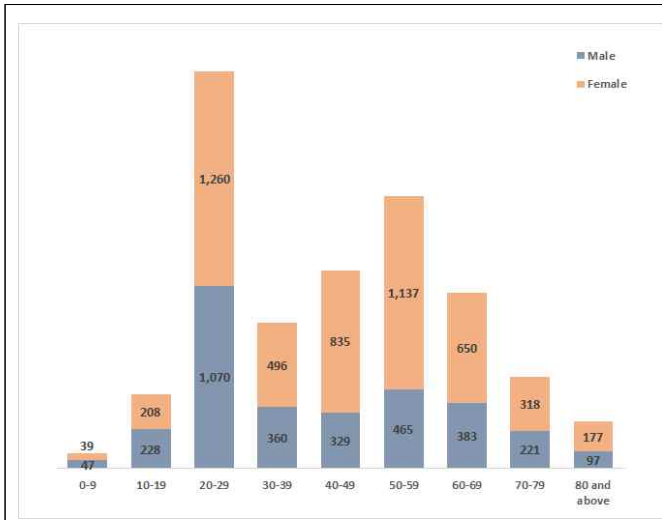


KCDC

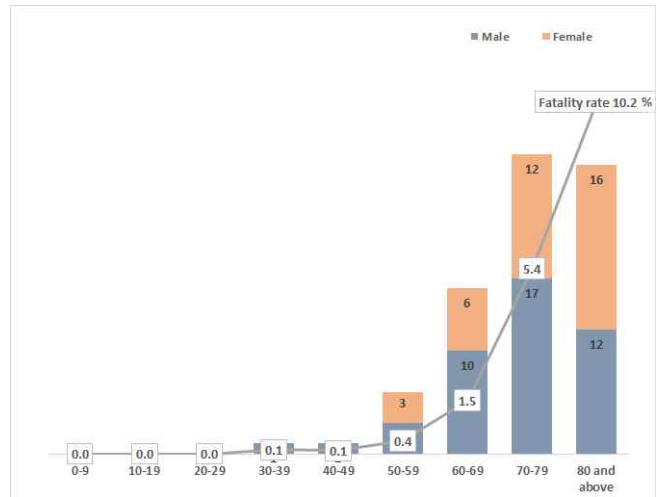
Korea Centers for Disease Control & Prevention

Updates on COVID-19 in Republic of Korea

17 March 2020



Age distribution of confirmed cases



Age distribution of deaths