



KCDC

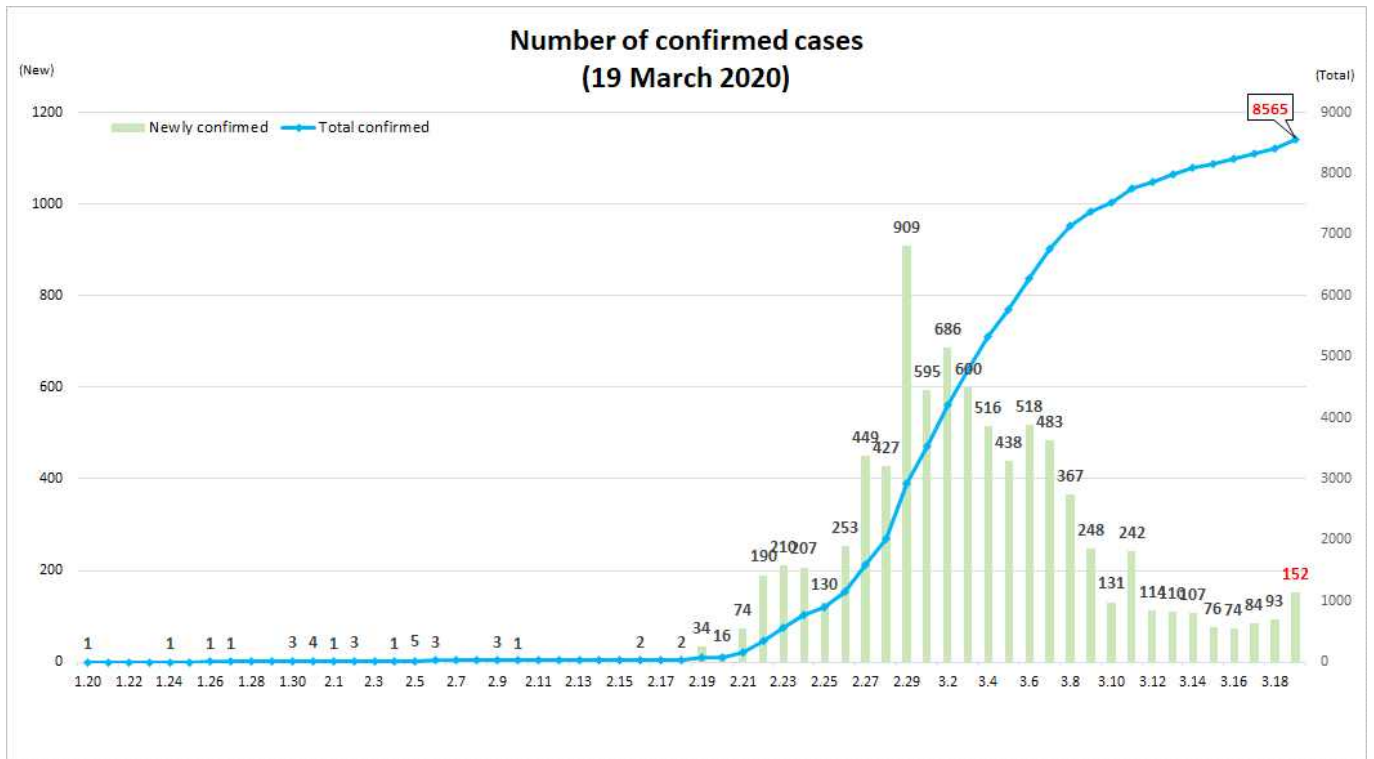
Korea Centers for Disease Control & Prevention

# Updates on COVID-19 in Republic of Korea

19 March 2020

- As of 0:00, 19 March 2020, the total number of confirmed cases is 8,565, of which 1,947 cases have been discharged from isolation. Newly confirmed cases are 152 in total.

Period (since 3 Jan)	Total	Tested positive				Being tested	Tested negative
		Confirmed	Discharged	Isolated	Deceased		
As of 0:00 18 March (Wed)	295,647	8,413	1,540	6,789	84	16,346	270,888
As of 0:00 19 March (Thurs)	307,024	8,565	1,947	6,527	91	15,904	282,555
Differences	+11,377	+152	+407	-262	+7	-442	+11,667





KCDC

Korea Centers for Disease Control & Prevention

# Updates on COVID-19 in Republic of Korea

19 March 2020

## ○ Regional distribution of total confirmed cases:

	Total	City							
		Seoul	Busan	Daegu	Incheon	Gwangju	Daejeon	Ulsan	Sejong
Isolated	6,527	224	48	4,794	26	10	18	27	41
Discharged	1,947	58	58	1,382	6	7	4	9	0
Deceased	91	0	1	65	0	0	0	0	0
<b>Subtotal</b>	<b>8,565</b>	282	107	6,241	32	17	22	36	41
(Change)	(152)	(12)	-	(97)	-	-	-	(6)	-

	Province									Other
	Gyeonggi	Gangwon	Chung-buk	Chung-nam	Jeon-buk	Jeon-nam	Gyeong-buk	Gyeong-nam	Jeju	Airport screening
Isolated	228	20	28	87	5	2	894	57	2	16
Discharged	64	9	5	31	5	3	275	29	2	0
Deceased	3	1	0	0	0	0	21	0	0	0
<b>Subtotal</b>	<b>295</b>	<b>30</b>	<b>33</b>	<b>118</b>	<b>10</b>	<b>5</b>	<b>1,190</b>	<b>86</b>	<b>4</b>	<b>16</b>
(Change)	(18)	-	(1)	-	(1)	-	(12)	-	-	(5)

## ○ Cases distribution and incidence rate by region:

Region	# of cases	(%)	Incidence rate (per 0.1M)	Region	# of cases	(%)	Incidence rate (per 0.1M)
Seoul	282	(3.29)	2.90	Gyeonggi	295	(3.44)	2.23
Busan	107	(1.25)	3.14	Gangwon	30	(0.35)	1.95
Daegu	6,241	(72.87)	256.15	Chungbuk	33	(0.39)	2.06
Incheon	32	(0.37)	1.08	Chungnam	118	(1.38)	5.56
Gwangju	17	(0.20)	1.17	Jeonbuk	10	(0.12)	0.55
Daejeon	22	(0.26)	1.49	Jeonnam	5	(0.06)	0.27
Ulsan	36	(0.42)	3.14	Gyeongbuk	1,190	(13.89)	44.69
Sejong	41	(0.48)	11.98	Gyeongnam	86	(1.00)	2.56
Airport Screening	16	(0.19)	-	Jeju	4	(0.05)	0.60
<b>Total</b>				<b>8,565</b>		<b>(100)</b>	<b>16.52</b>



KCDC

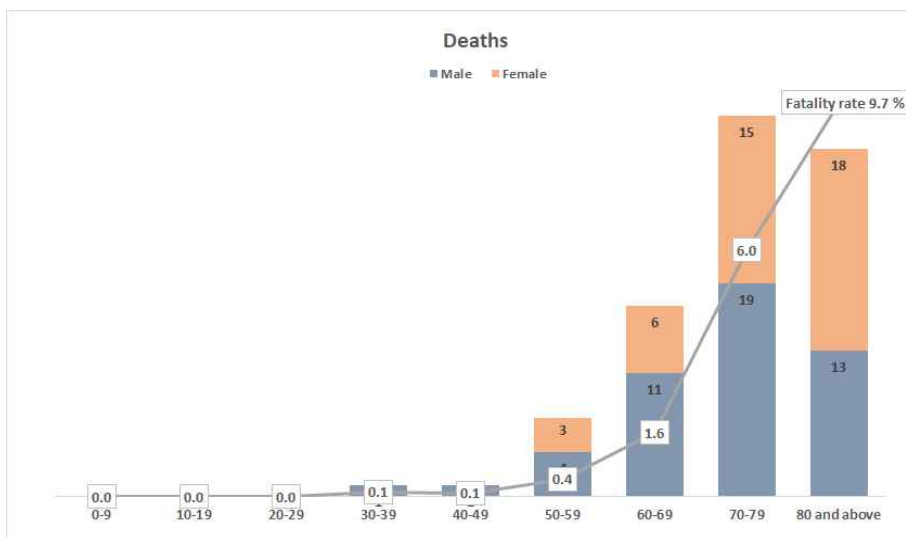
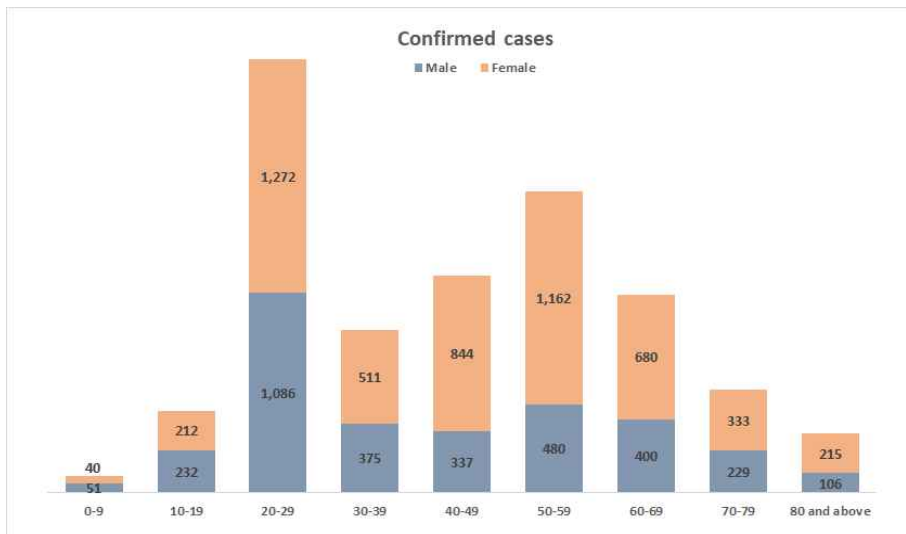
Korea Centers for Disease Control & Prevention

# Updates on COVID-19 in Republic of Korea

19 March 2020

○ Case distribution by gender and age group:

Classification		Confirmed Cases (%)	Deaths (%)	Fatality rate (%)
Total		8,565 (100.0)	91 (100.0)	1.06
Sex	Male	3,296 (38.48)	49 (53.85)	1.49
	Female	5,269 (61.52)	42 (46.15)	0.80
Age	80 and above	321 (3.75)	31 (34.07)	9.66
	70-79	562 (6.56)	34 (37.36)	6.05
	60-69	1,080 (12.61)	17 (18.68)	1.57
	50-59	1,642 (19.17)	7 (7.69)	0.43
	40-49	1,181 (13.79)	1 (1.10)	0.08
	30-39	886 (10.34)	1 (1.10)	0.11
	20-29	2,358 (27.53)	0 (0.00)	-
	10-19	444 (5.18)	0 (0.00)	-
	0-9	91 (1.06)	0 (0.00)	-





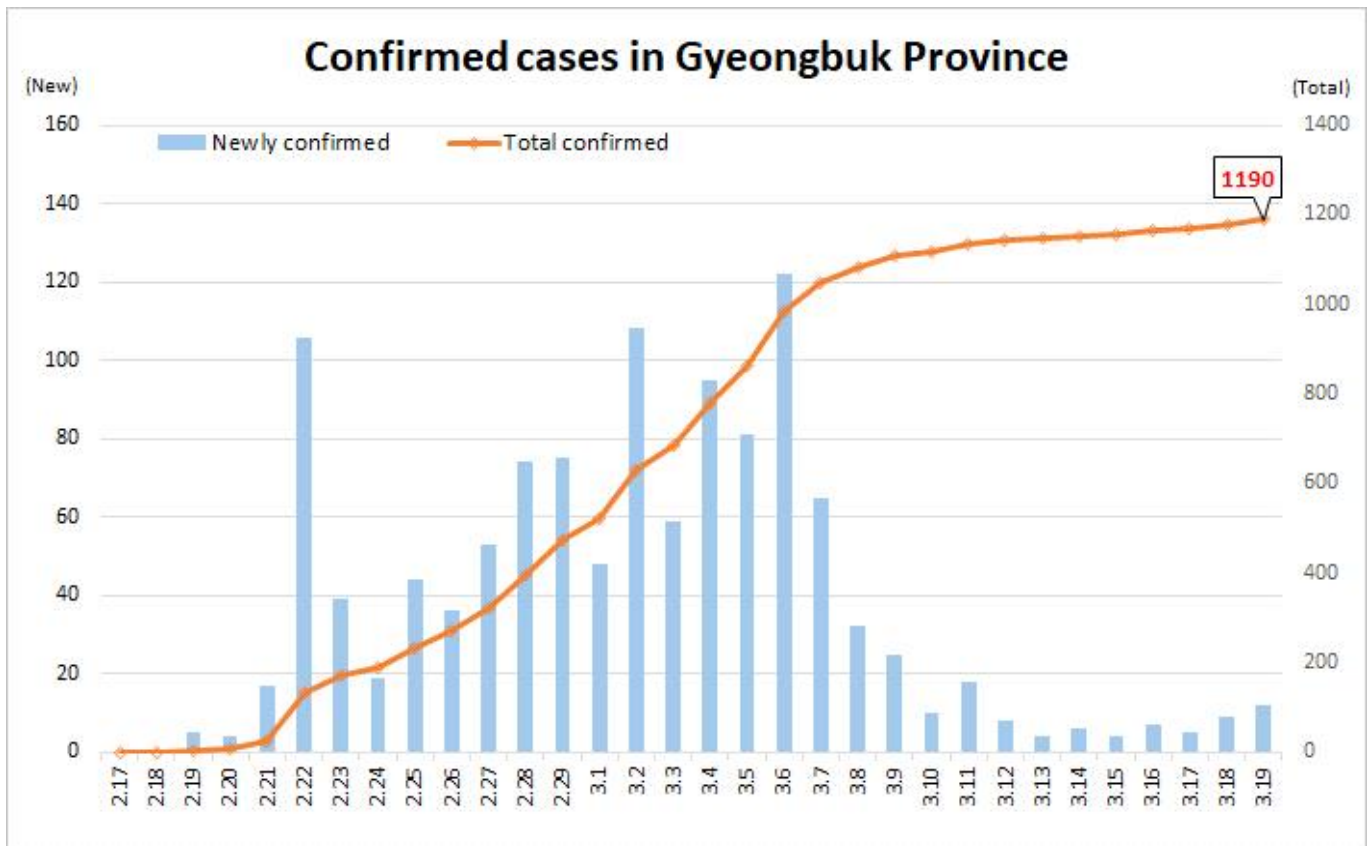
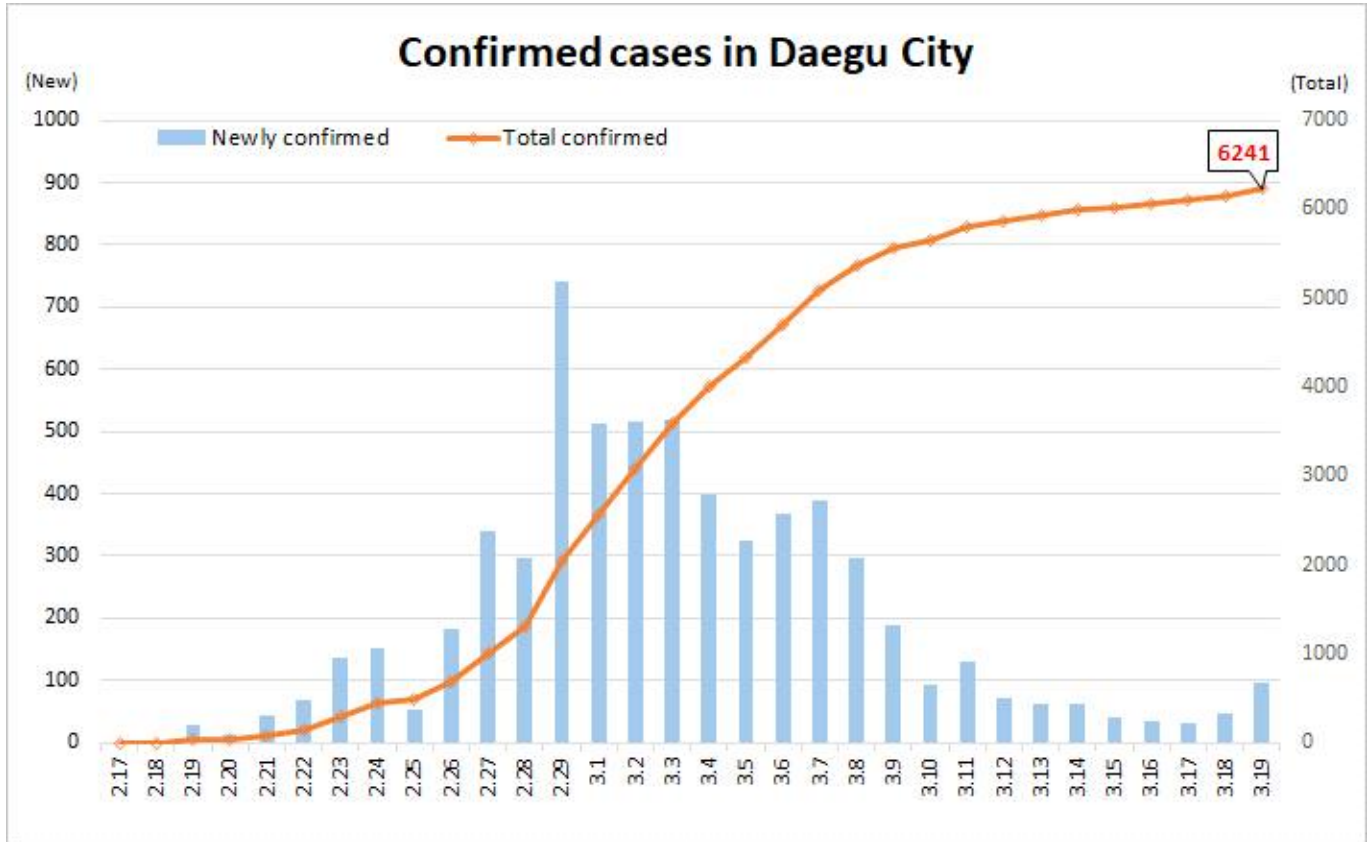
KCDC

Korea Centers for Disease Control & Prevention

# Updates on COVID-19 in Republic of Korea

19 March 2020

## ○ Cases trends by region:





KCDC

Korea Centers for Disease Control & Prevention

# Updates on COVID-19 in Republic of Korea

19 March 2020

