



KCDC

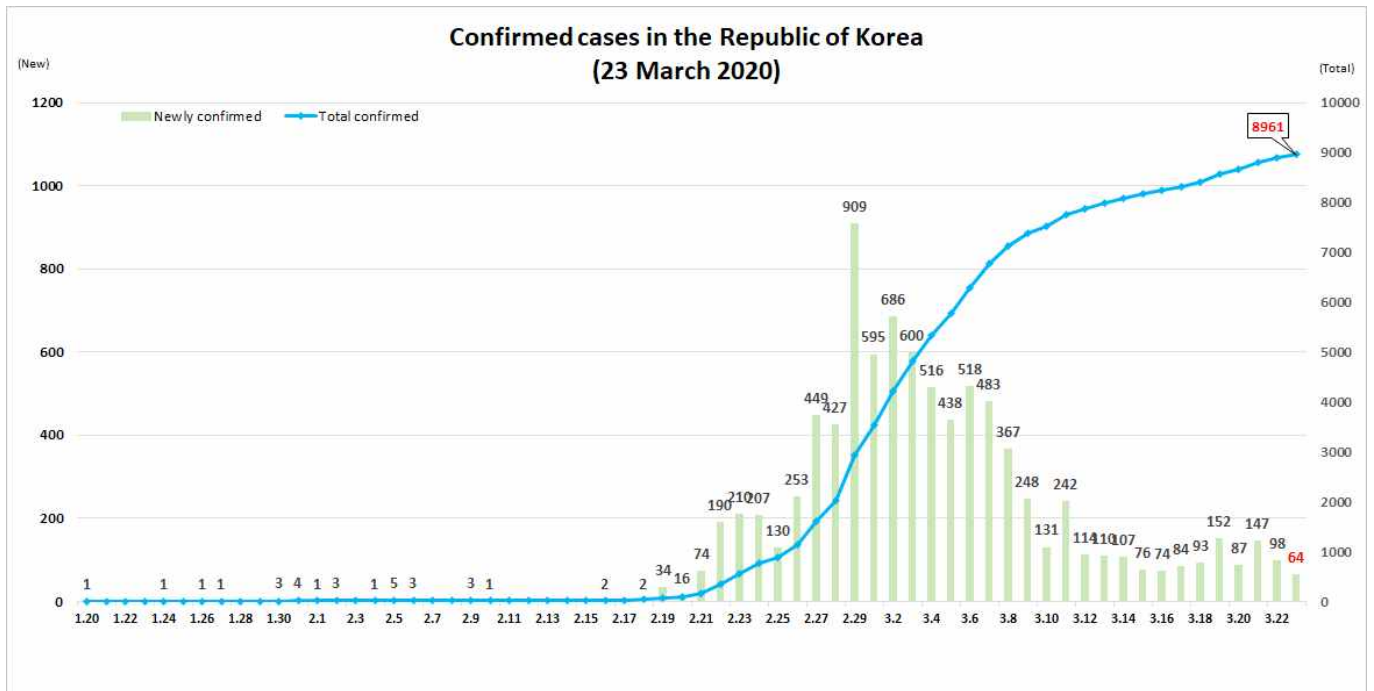
Korea Centers for Disease Control & Prevention

Updates on COVID-19 in Republic of Korea

23 March 2020

○ As of 0:00, 23 March 2020, the total number of confirmed cases is 8,961 (including 144 imported cases), of which 3,166 cases have been discharged from isolation. Newly confirmed cases are 64 in total.

Period (since 3 Jan)	Total	Tested positive				Being tested	Tested negative
		Confirmed	Discharged	Isolated	Deceased		
As of 0:00 22 March (Sun)	331,780	8,897	2,909	5,884	104	14,540	308,343
As of 0:00 23 March (Mon)	338,036	8,961	3,166	5,684	111	13,628	315,447
Change	+6,256	+64	+257	-200	+7	-912	+7,104





KCDC

Korea Centers for Disease Control & Prevention

Updates on COVID-19 in Republic of Korea

23 March 2020

○ Regional distribution of total confirmed cases:

	Total	City							
		Seoul	Busan	Daegu	Incheon	Gwangju	Daejeon	Ulsan	Sejong
Isolated	5,684	266	37	4,024	32	9	18	19	39
Discharged	3,166	64	71	2,305	8	10	6	17	3
Deceased	111	0	1	82	0	0	0	0	0
Subtotal	8,961	330	109	6,411	40	19	24	36	42
(Change)	(64)	(6)	(1)	(24)	-	-	-	-	(1)

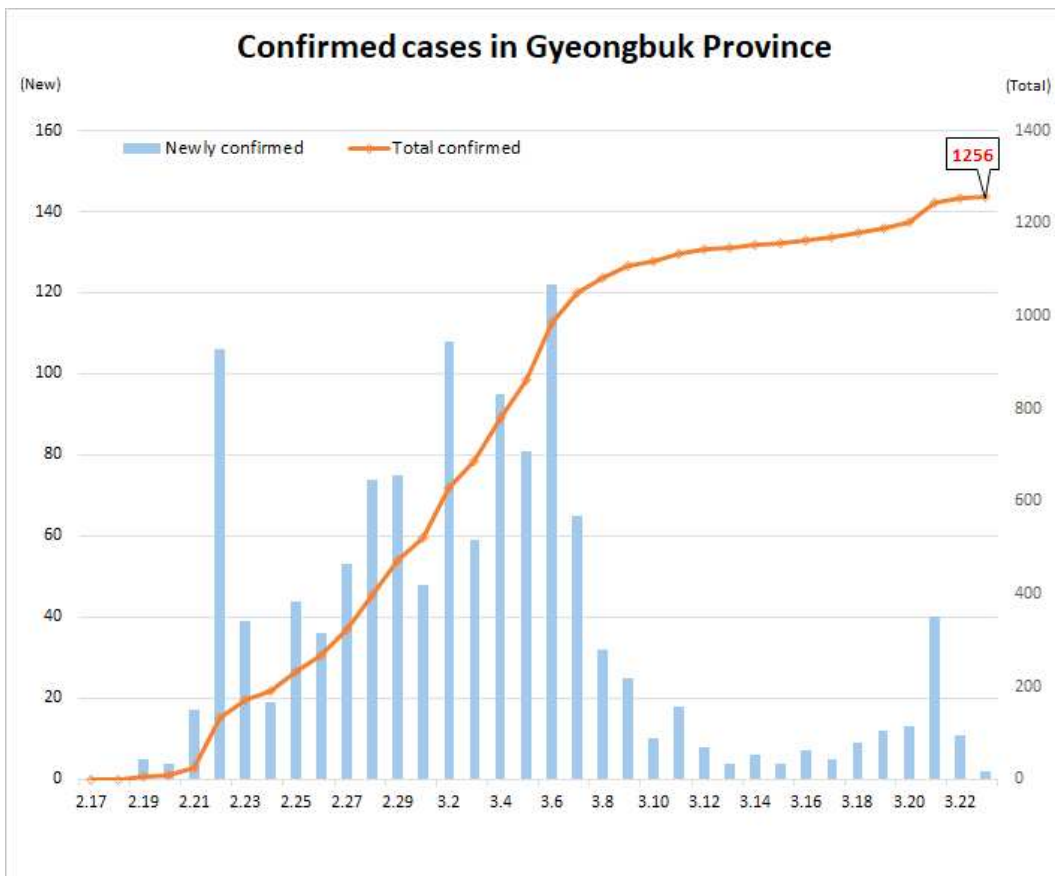
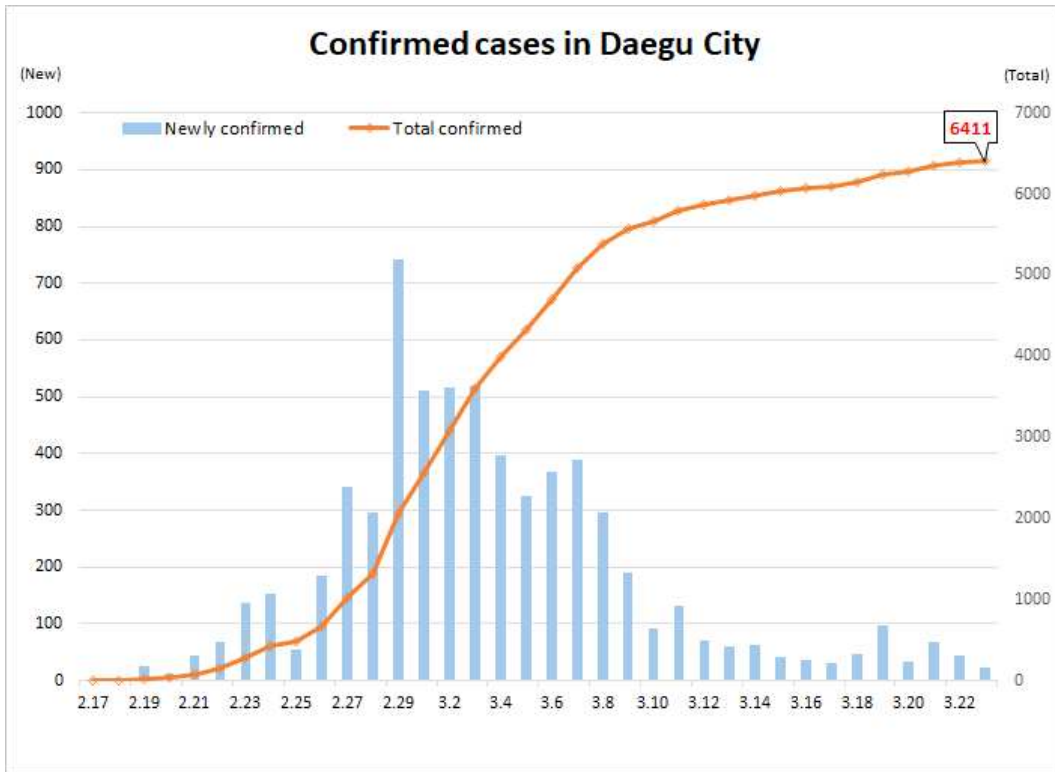
	Province									
	Gyeonggi	Gangwon	Chung-buk	Chung-nam	Jeon-buk	Jeon-nam	Gyeong-buk	Gyeong-nam	Jeju	Other Airport screening
Isolated	260	15	28	76	3	3	763	44	1	47
Discharged	88	14	9	44	7	3	469	45	3	0
Deceased	3	1	0	0	0	0	24	0	0	0
Subtotal	351	30	37	120	10	6	1,256	89	4	47
(Change)	(14)	-	(2)	-	-	-	(2)	(1)	-	(13)

○ Case distribution and incidence rate by region:

Region	# of cases	(%)	Incidence rate (per 0.1M)	Region	# of cases	(%)	Incidence rate (per 0.1M)
Seoul	330	(3.68)	3.39	Gyeonggi	351	(3.92)	2.65
Busan	109	(1.22)	3.19	Gangwon	30	(0.33)	1.95
Daegu	6,411	(71.54)	263.12	Chungbuk	37	(0.41)	2.31
Incheon	40	(0.45)	1.35	Chungnam	120	(1.34)	5.65
Gwangju	19	(0.21)	1.30	Jeonbuk	10	(0.11)	0.55
Daejeon	24	(0.27)	1.63	Jeonnam	6	(0.07)	0.32
Ulsan	36	(0.40)	3.14	Gyeongbuk	1,256	(14.02)	47.17
Sejong	42	(0.47)	12.27	Gyeongnam	89	(0.99)	2.65
Airport Screening	47	(0.52)	-	Jeju	4	(0.04)	0.60
Total				8,961 (100) 17.28			



○ Daily cases trends by region:



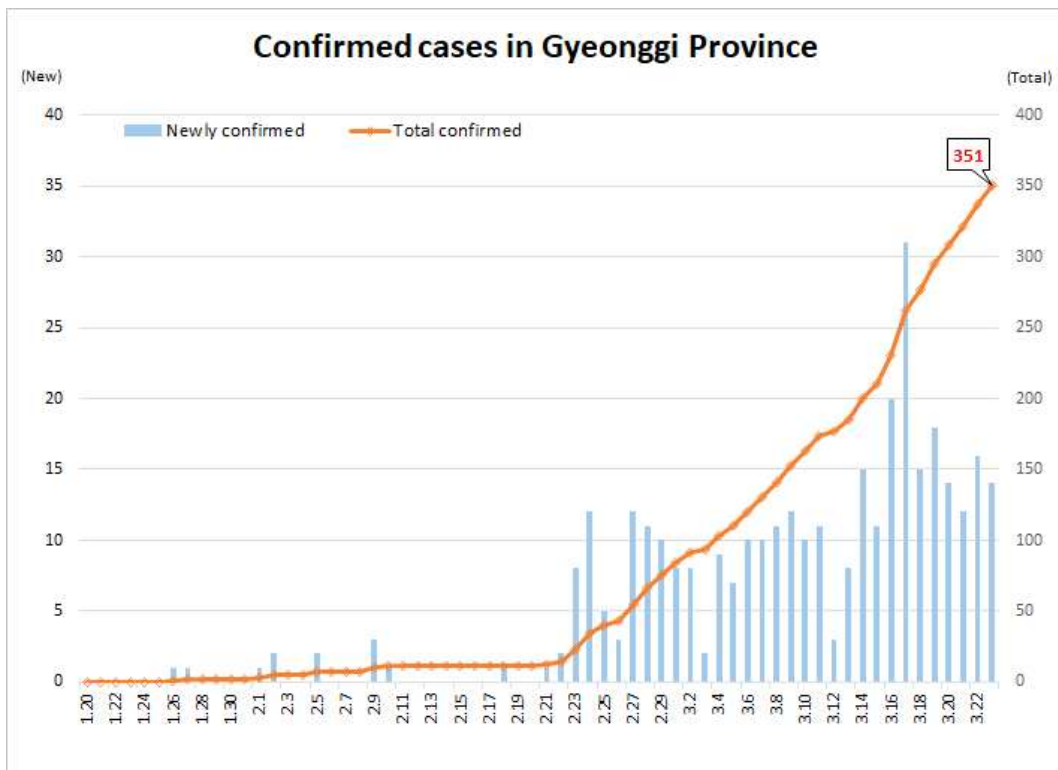
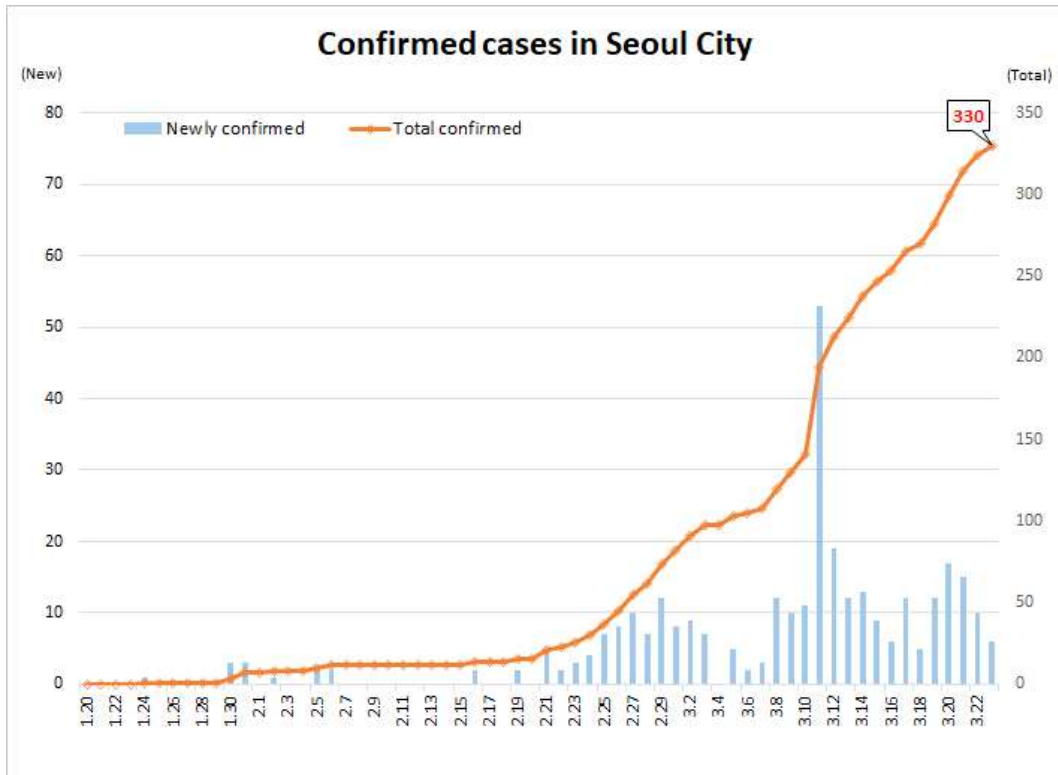


KCDC

Korea Centers for Disease Control & Prevention

Updates on COVID-19 in Republic of Korea

23 March 2020





KCDC

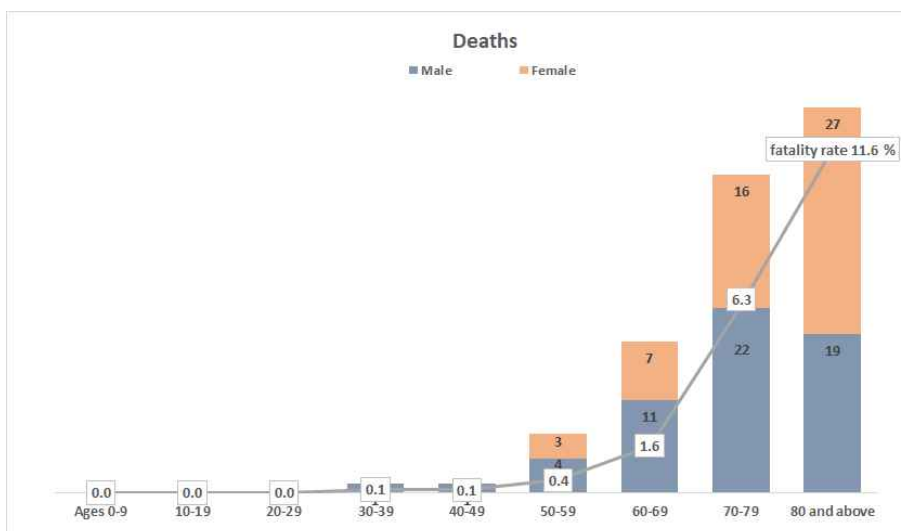
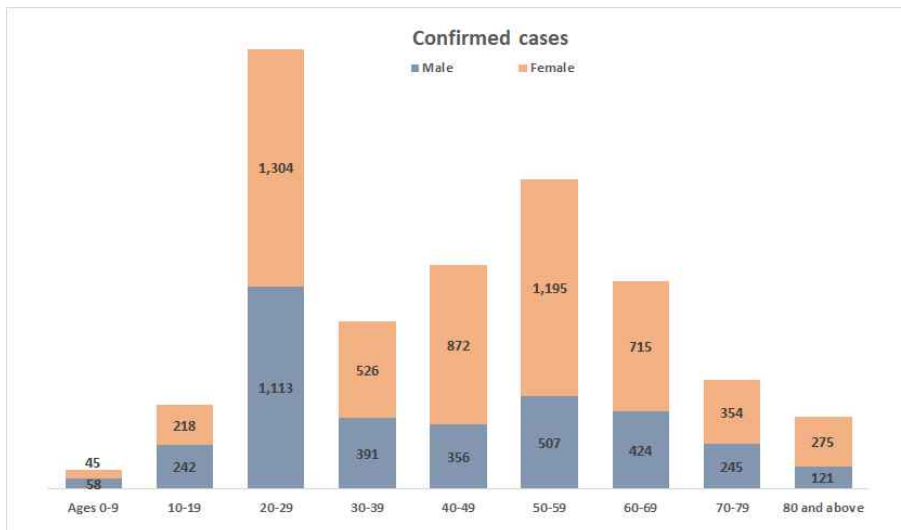
Korea Centers for Disease Control & Prevention

Updates on COVID-19 in Republic of Korea

23 March 2020

○ Case distribution by gender and age group:

		Confirmed Cases (%)	Deaths (%)	Fatality rate (%)
Total		8,961 (100)	111 (100)	1.24
Sex	Male	3,457 (38.58)	58 (52.25)	1.68
	Female	5,504 (61.42)	53 (47.75)	0.96
Age	80 and above	396 (4.42)	46 (41.44)	11.62
	70-79	599 (6.68)	38 (34.23)	6.34
	60-69	1,139 (12.71)	18 (16.22)	1.58
	50-59	1,702 (18.99)	7 (6.31)	0.41
	40-49	1,228 (13.70)	1 (0.90)	0.08
	30-39	917 (10.23)	1 (0.90)	0.11
	20-29	2,417 (26.97)	0 (0.00)	-
	10-19	460 (5.13)	0 (0.00)	-
	0-9	103 (1.15)	0 (0.00)	-





KCDC

Korea Centers for Disease Control & Prevention

Updates on COVID-19 in Republic of Korea

23 March 2020

○ Pediatric case distribution:

Age group	Total confirmed	Change from yesterday	Status	
			Discharged from isolation	In isolation
0-2	30	0	9	21
3-6	32	0	11	21
7-12	103	2	29	74
13-15	92	0	32	60
16-18	133	0	44	89

○ Weekly trend of imported cases:

