



KCDC

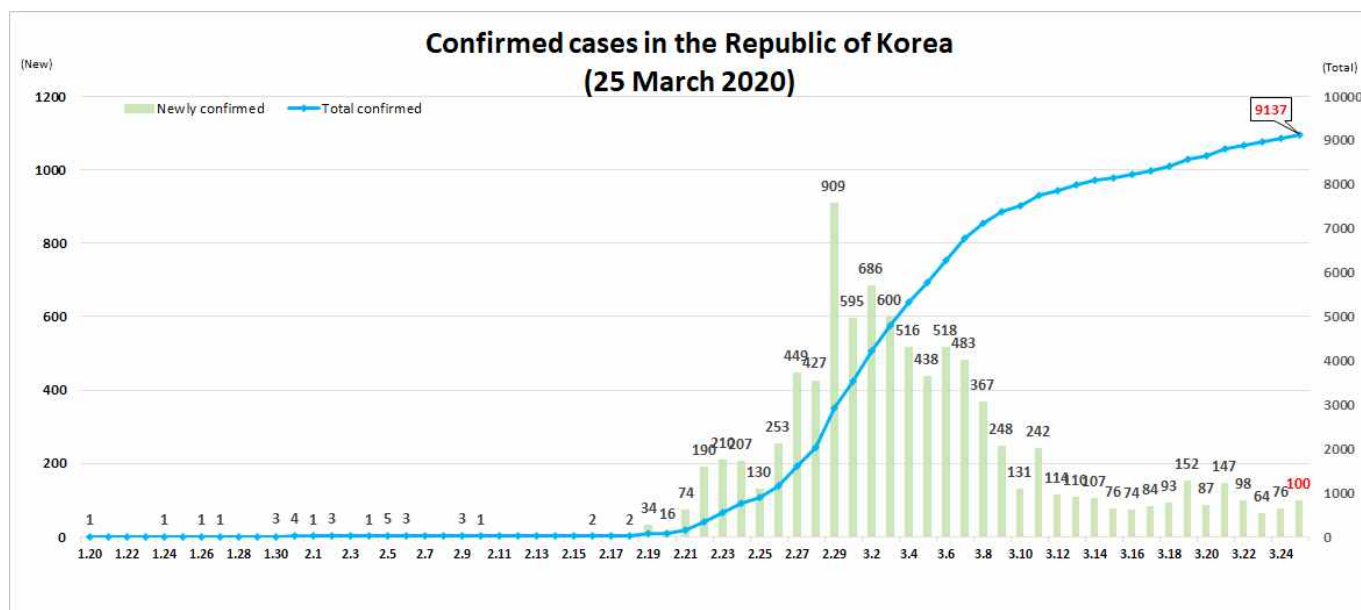
Korea Centers for Disease Control & Prevention

Updates on COVID-19 in Republic of Korea

25 March 2020

- As of 0:00, 25 March 2020, the total number of confirmed cases is 9,137 (including 227 imported cases), of which 3,730 cases have been discharged from isolation. Newly confirmed cases are 100 in total.

Period (since 3 Jan)	Total	Tested positive				Being tested	Tested negative
		Confirmed	Discharged	Isolated	Deceased		
As of 0:00 24 March (Tues)	348,582	9,037	3,507	5,410	120	15,440	324,105
As of 0:00 25 March (Wed)	357,896	9,137	3,730	5,281	126	14,278	334,481
Difference	9,314	100	223	-129	6	-1,162	10,376





KCDC

Korea Centers for Disease Control & Prevention

Updates on COVID-19 in Republic of Korea

25 March 2020

○ Regional distribution of total confirmed cases:

	Total	City							
		Seoul	Busan	Daegu	Incheon	Gwangju	Daejeon	Ulsan	Sejong
Isolated	5,281	275	38	3,624	32	8	18	18	41
Discharged	3,730	72	73	2,740	10	11	6	19	3
Deceased	126	0	1	92	0	0	0	0	0
Subtotal	9,137	347	112	6,456	42	19	24	37	44
(Difference)	(100)	(13)	(1)	(14)	(1)	-	-	(1)	(2)

	Gyeonggi	Gangwon	Chung-buk	Chung-nam	Jeon-buk	Jeon-nam	Gyeong-buk	Gyeong-nam	Jeju	Other
										Airport screening
Isolated	283	15	25	58	3	5	696	39	2	101
Discharged	100	15	13	65	7	3	538	51	4	0
Deceased	4	1	0	0	0	0	28	0	0	0
Subtotal	387	31	38	123	10	8	1,262	90	6	101
(Difference)	(21)	(1)	-	(3)	-	(2)	(5)	-	(2)	(34)

○ Case distribution and incidence rate by region:

Region	# of cases	(%)	Incidence rate (per 0.1M)	Region	# of cases	(%)	Incidence rate (per 0.1M)
Seoul	334	(3.66)	3.43	Gyeonggi	366	(4.01)	2.76
Busan	111	(1.21)	3.25	Gangwon	30	(0.33)	1.95
Daegu	6,442	(70.50)	264.40	Chungbuk	38	(0.42)	2.38
Incheon	41	(0.45)	1.39	Chungnam	120	(1.31)	5.65
Gwangju	19	(0.21)	1.30	Jeonbuk	10	(0.11)	0.55
Daejeon	24	(0.26)	1.63	Jeonnam	6	(0.07)	0.32
Ulsan	36	(0.39)	3.14	Gyeongbuk	1,257	(13.76)	47.21
Sejong	42	(0.46)	12.27	Gyeongnam	90	(0.99)	2.68
Airport Screening	67	(0.73)	-	Jeju	4	(0.04)	0.60
Total				9,137 (100)			17.62



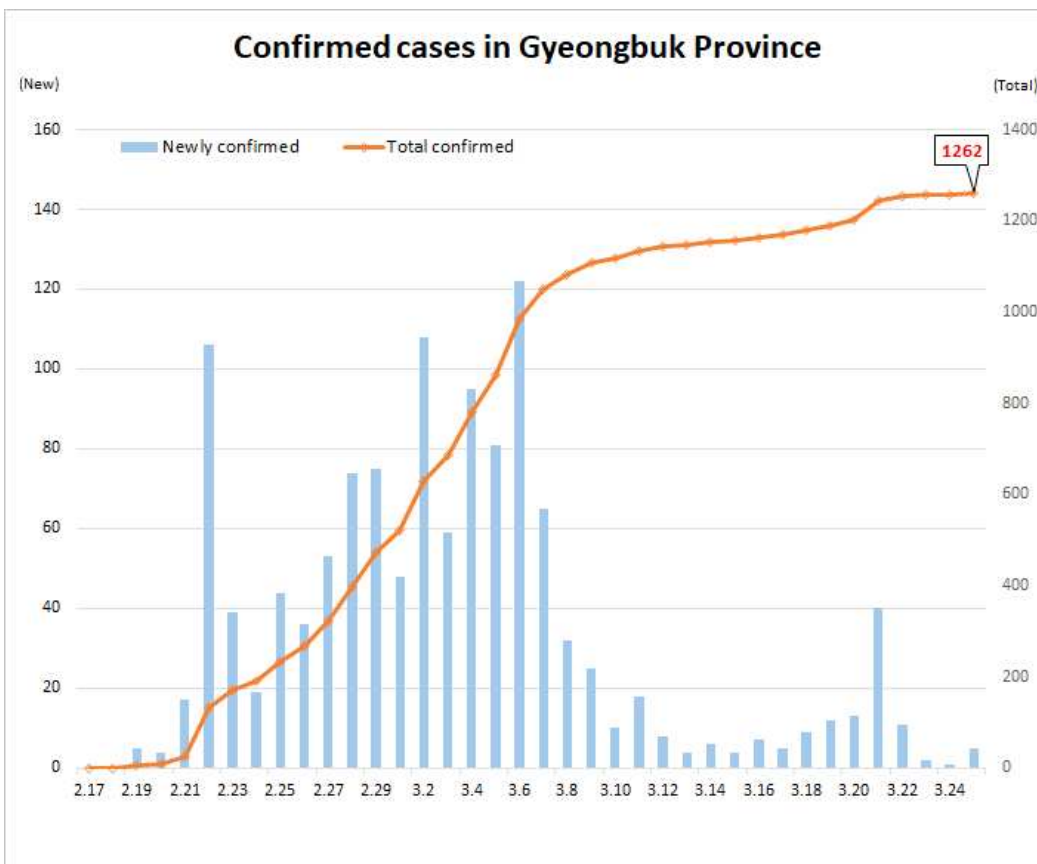
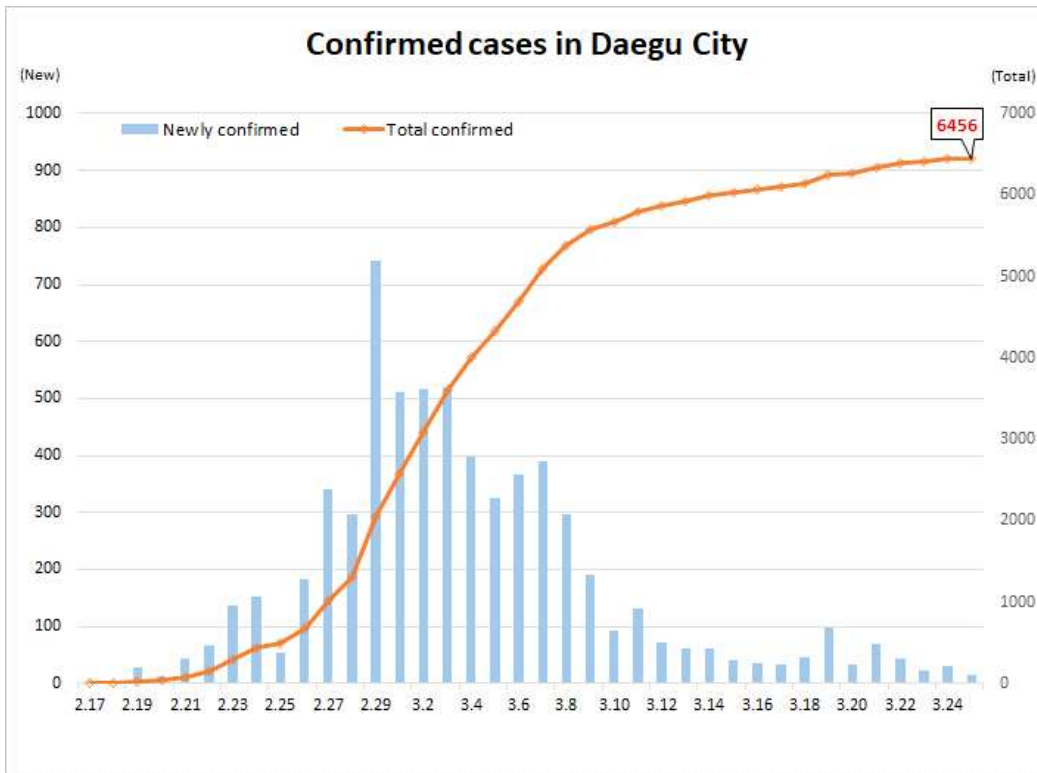
KCDC

Korea Centers for Disease Control & Prevention

Updates on COVID-19 in Republic of Korea

25 March 2020

○ Daily cases trends by region:



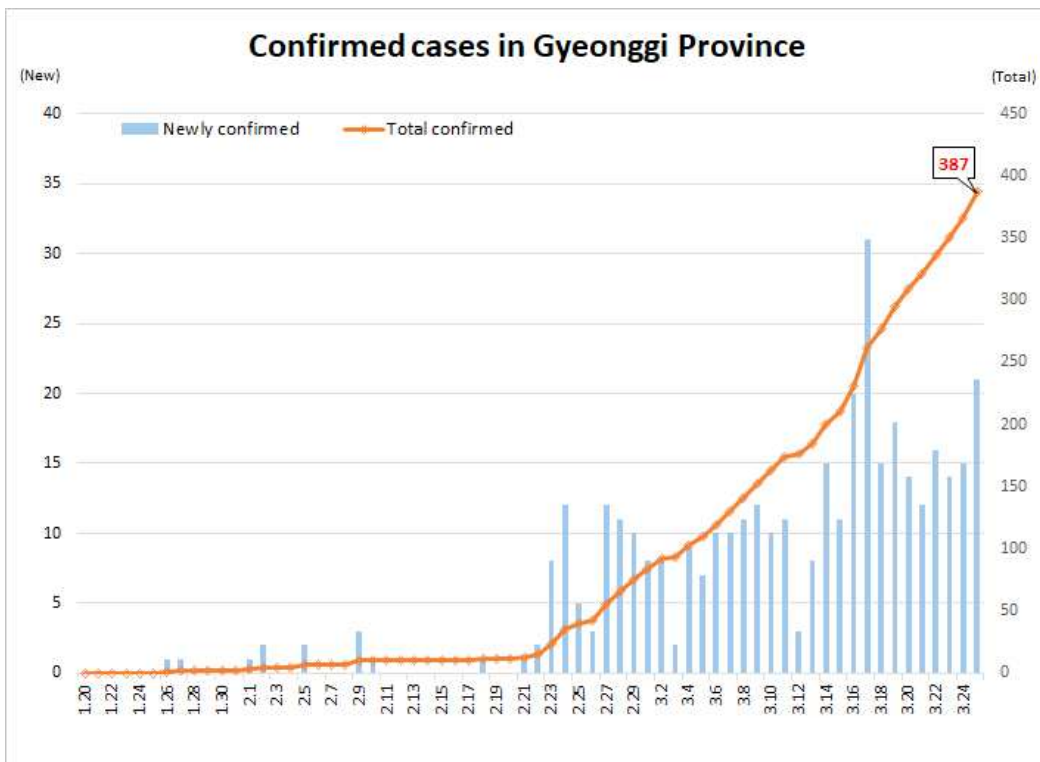
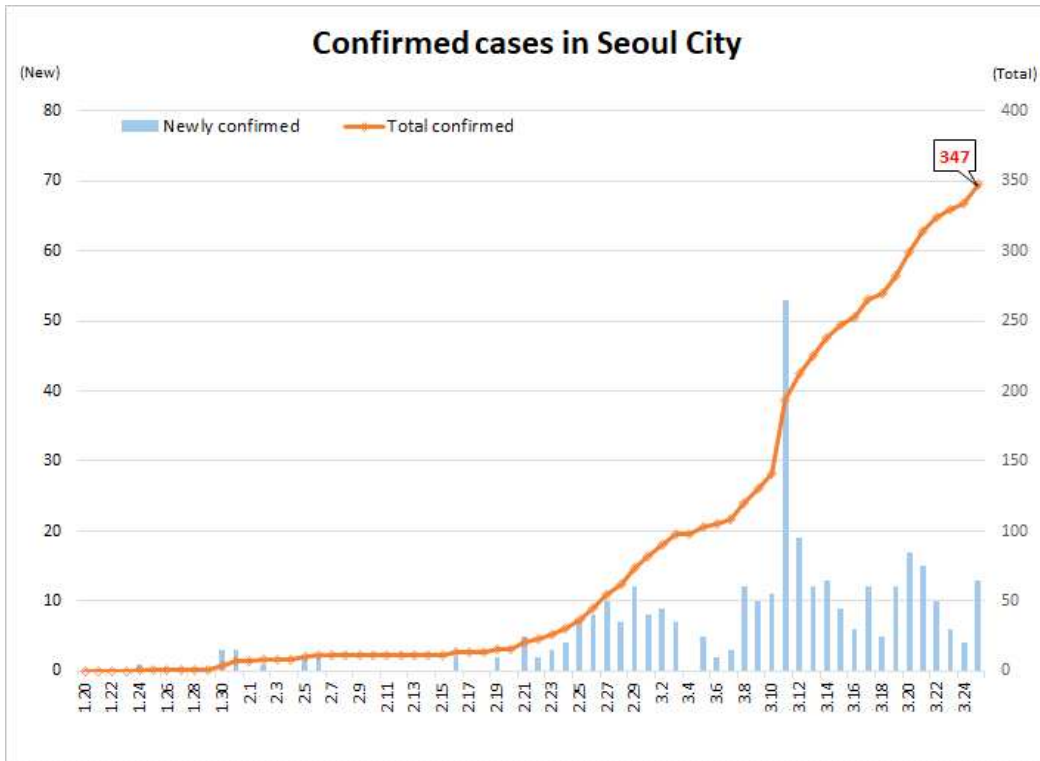


KCDC

Korea Centers for Disease Control & Prevention

Updates on COVID-19 in Republic of Korea

25 March 2020





KCDC

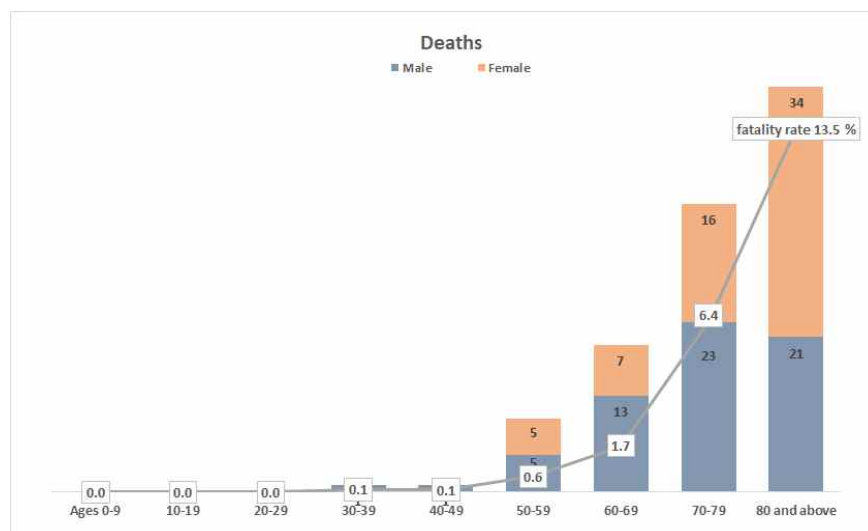
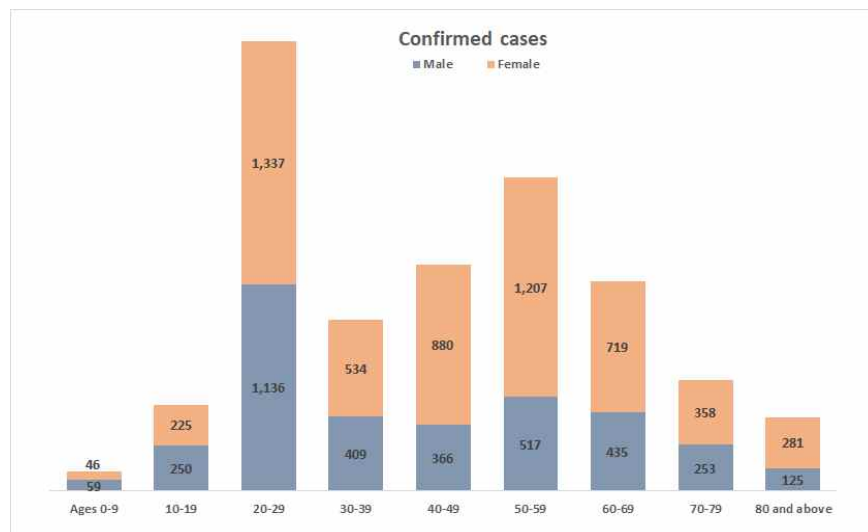
Korea Centers for Disease Control & Prevention

Updates on COVID-19 in Republic of Korea

25 March 2020

○ Case distribution by gender and age group:

		Confirmed Cases (%)	Deaths (%)	Fatality rate (%)
Total		9,137 (100)	126 (100)	1.38
Sex	Male	3550 ((38.85)	64 (50.79)	1.80
	Female	5587 (61.15)	62 (49.21)	1.11
Age	80 and above	406 (4.44)	55 (43.65)	13.55
	70-79	611 (6.69)	39 (30.95)	6.38
	60-69	1154 (12.63)	20 (15.87)	1.73
	50-59	1724 (18.87)	10 (7.94)	0.58
	40-49	1246 (13.64)	1 (0.79)	0.08
	30-39	943 (10.32)	1 (0.79)	0.11
	20-29	2473 (27.07)	0 (0.00)	-
	10-19	475 (5.20)	0 (0.00)	-
	0-9	105 (1.15)	0 (0.00)	-





KCDC

Korea Centers for Disease Control & Prevention

Updates on COVID-19 in Republic of Korea

25 March 2020

○ Weekly trend of imported cases:

