



KCDC

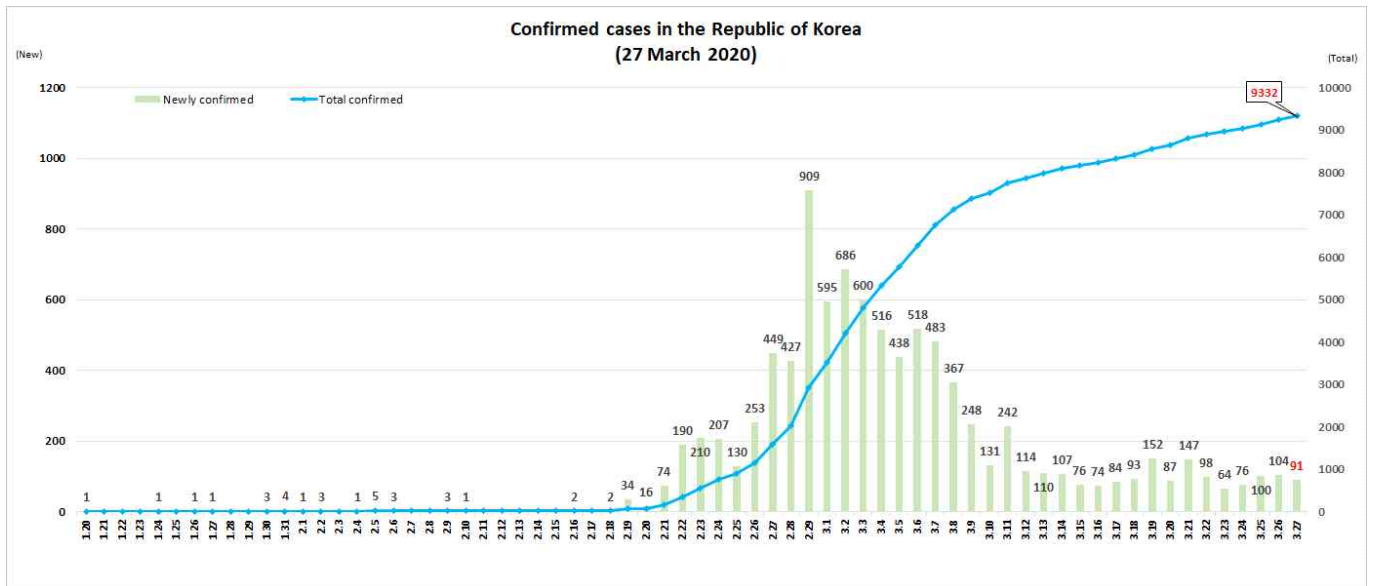
Korea Centers for Disease Control & Prevention

Updates on COVID-19 in Republic of Korea

27 March 2020

- As of 0:00, 27 March 2020, the total number of confirmed cases is 9,332 (including 309 imported cases), of which 4,528 cases have been discharged from isolation. Newly confirmed cases are 91 in total.

Period (since 3 Jan)	Total	Tested positive (PCR)				Being tested	Tested negative
		Confirmed	Discharged	Isolated	Deceased		
As of 0:00 26 March (Thurs)	364,942	9,241	4,144	4,966	131	14,369	341,332
As of 0:00 27 March (Fri)	376,961	9,332	4,528	4,665	139	15,219	352,410
Difference	12,019	91	384	-301	8	850	11,078



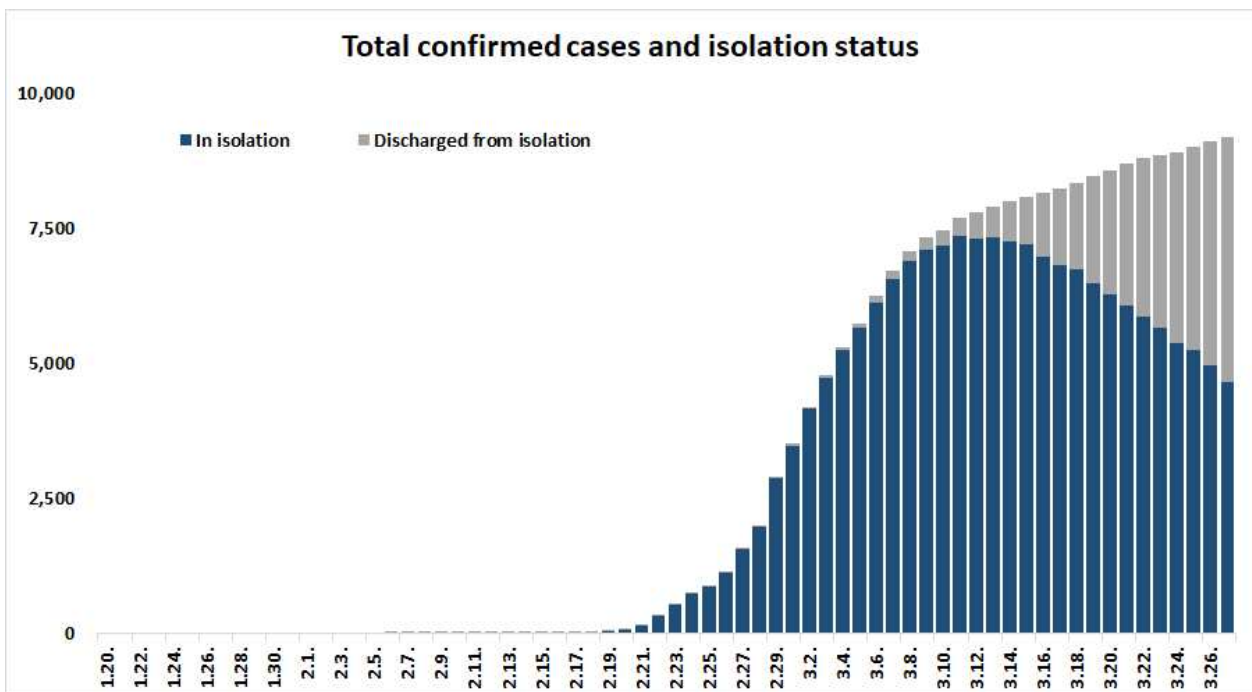
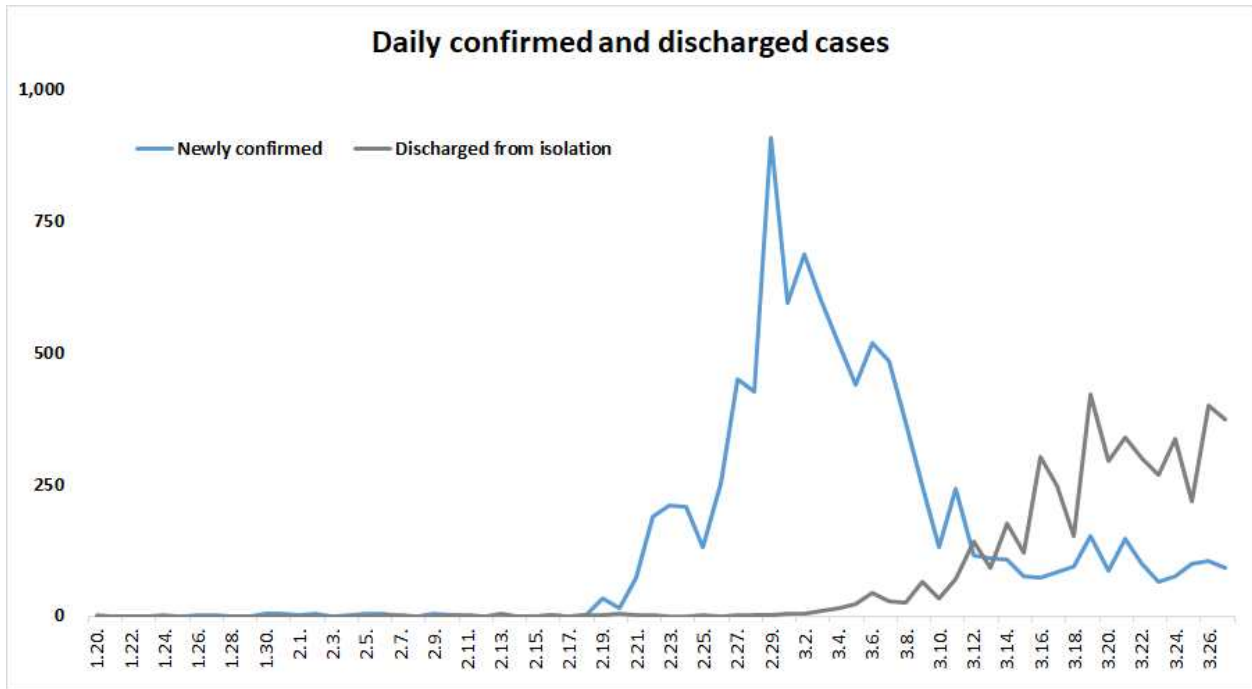


KCDC

Korea Centers for Disease
Control & Prevention

Updates on COVID-19 in Republic of Korea

27 March 2020





KCDC

Korea Centers for Disease Control & Prevention

Updates on COVID-19 in Republic of Korea

27 March 2020

○ Regional distribution of total confirmed cases:

	Total	City							
		Seoul	Busan	Daegu	Incheon	Gwangju	Daejeon	Ulsan	Sejong
Isolated	4,665	283	30	3,094	33	9	22	19	35
Discharged	4,528	89	81	3,324	13	11	9	20	9
Deceased	139	0	2	98	0	0	0	0	0
Subtotal	9,332	372	113	6,516	46	20	31	39	44
(Difference)	(91)	(12)	(1)	(34)	(3)	(1)	(1)	(2)	-

	Total	Province								Other
		Gyeonggi	Gangwon	Chungbuk	Chungnam	Jeonbuk	Jeonnam	Gyeongbuk	Gyeongnam	Jeju
Isolated	277	10	24	46	3	5	599	29	3	144
Discharged	131	20	17	78	7	3	650	62	4	0
Deceased	4	1	0	0	0	0	34	0	0	0
Subtotal	412	31	41	124	10	8	1,283	91	7	144
(Difference)	(11)	-	(2)	-	-	-	(9)	(1)	(1)	(13)

○ Case distribution and incidence rate by region:

Region	# of cases	(%)	Incidence rate (per 0.1M)	Region	# of cases	(%)	Incidence rate (per 0.1M)
Seoul	372	3.99	3.82	Gyeonggi	412	4.41	3.11
Busan	113	1.21	3.31	Gangwon	31	0.33	2.01
Daegu	6,516	69.82	267.43	Chungbuk	41	0.44	2.56
Incheon	46	0.49	1.56	Chungnam	124	1.33	5.84
Gwangju	20	0.21	1.37	Jeonbuk	10	0.11	0.55
Daejeon	31	0.33	2.10	Jeonnam	8	0.09	0.43
Ulsan	39	0.42	3.40	Gyeongbuk	1,283	13.75	48.19
Sejong	44	0.47	12.85	Gyeongnam	91	0.98	2.71
Airport Screening	144	1.54		Jeju	7	0.08	1.04
				Total	9,332	(100)	18.00



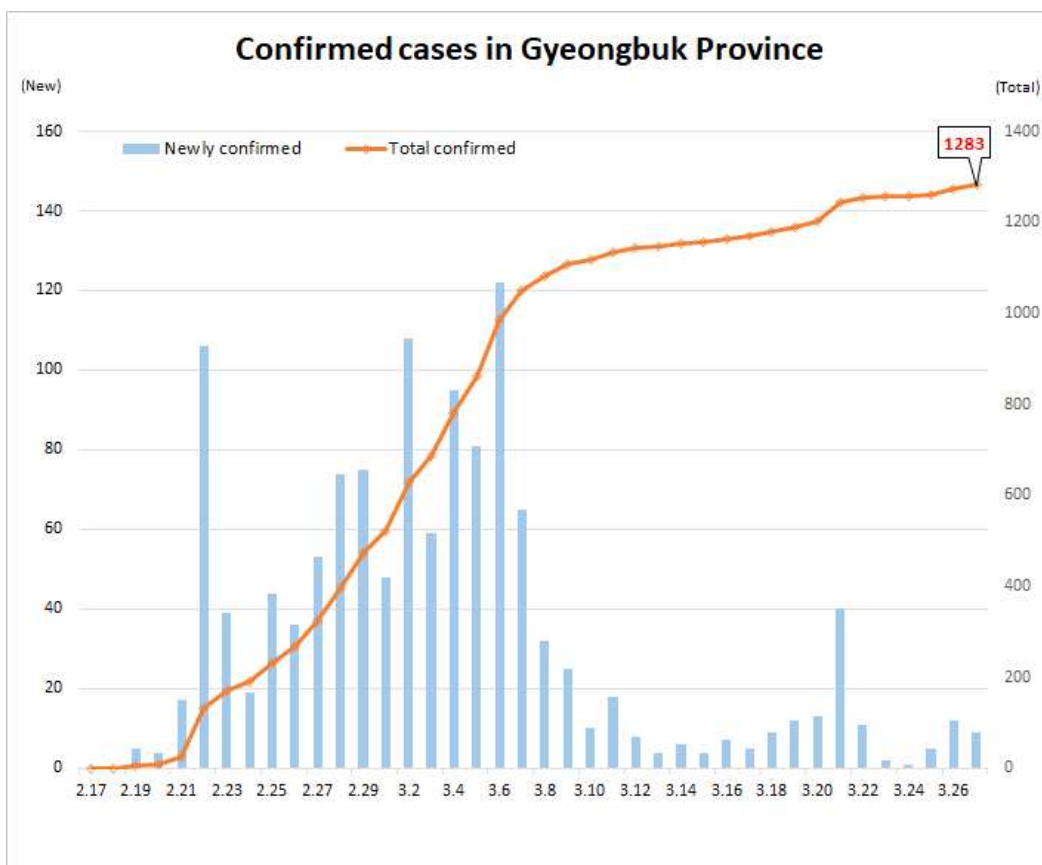
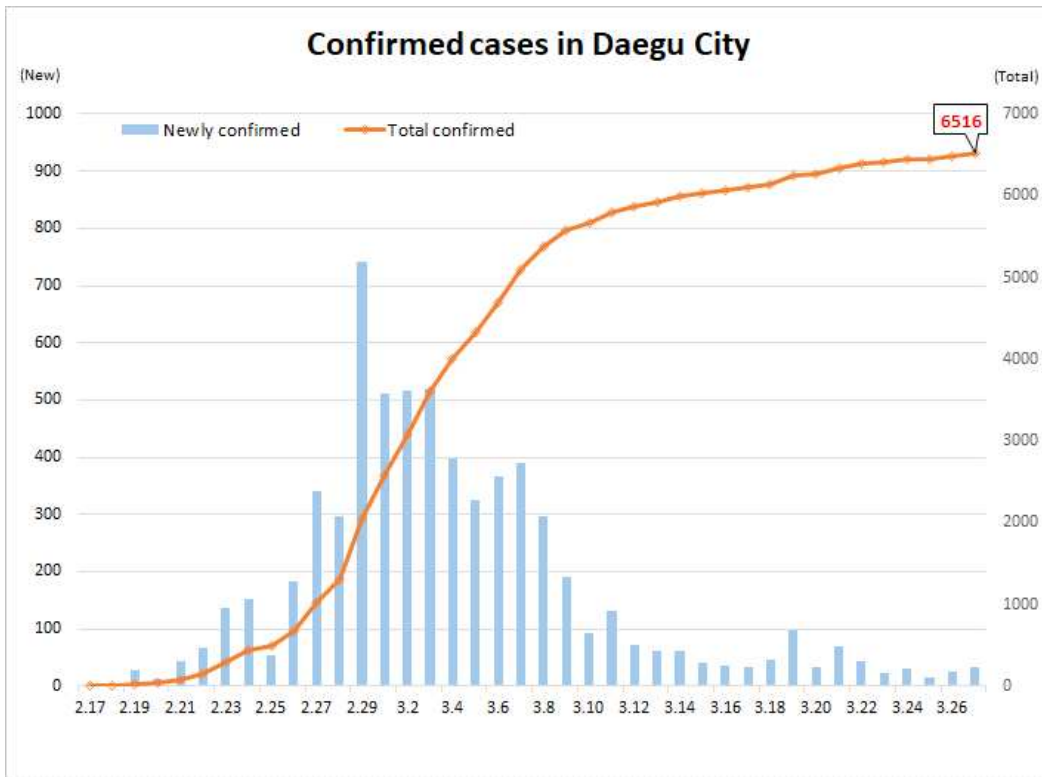
KCDC

Korea Centers for Disease Control & Prevention

Updates on COVID-19 in Republic of Korea

27 March 2020

○ Daily cases trends by region:



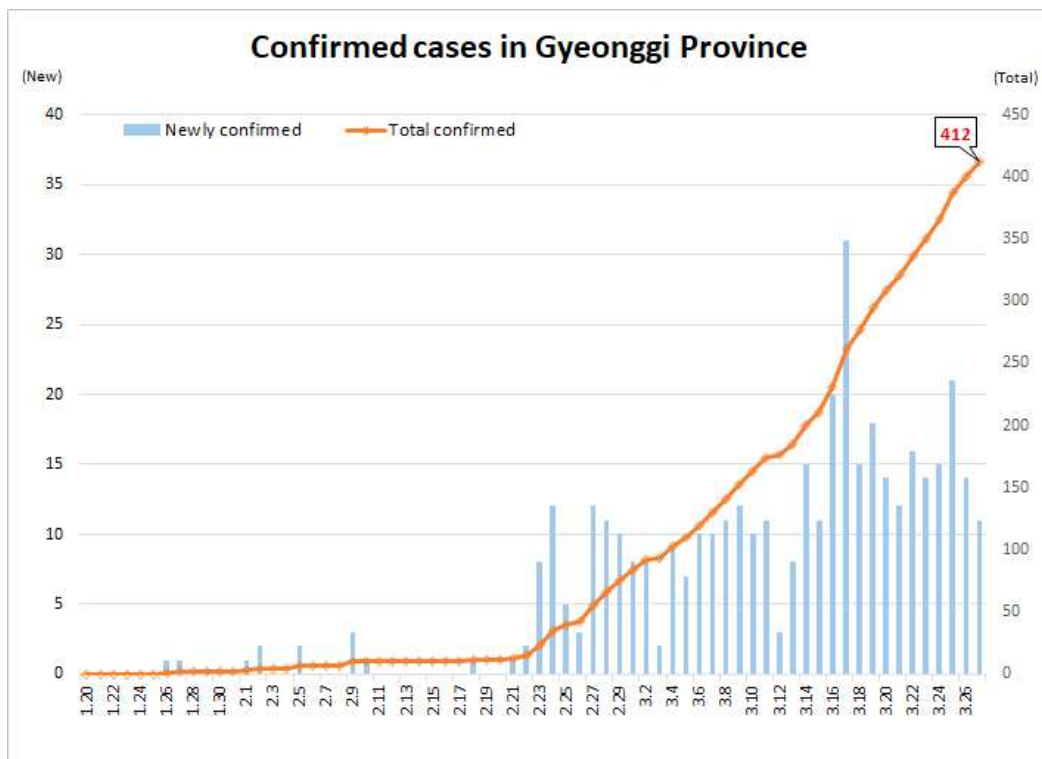
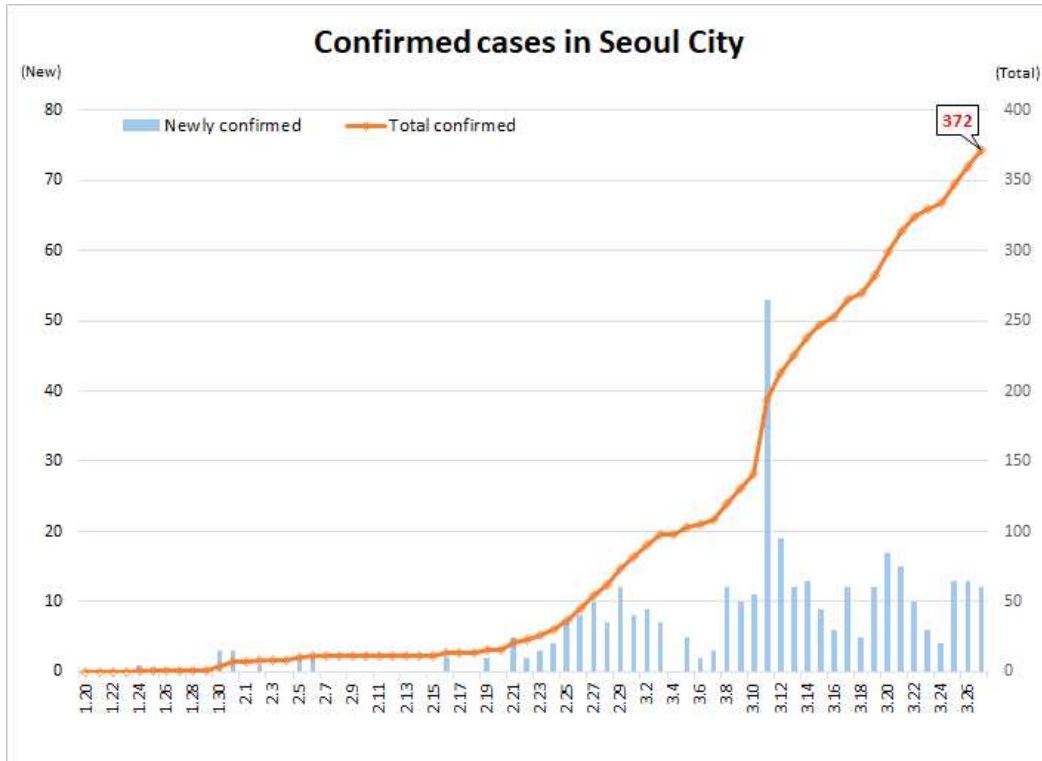


KCDC

Korea Centers for Disease Control & Prevention

Updates on COVID-19 in Republic of Korea

27 March 2020





KCDC

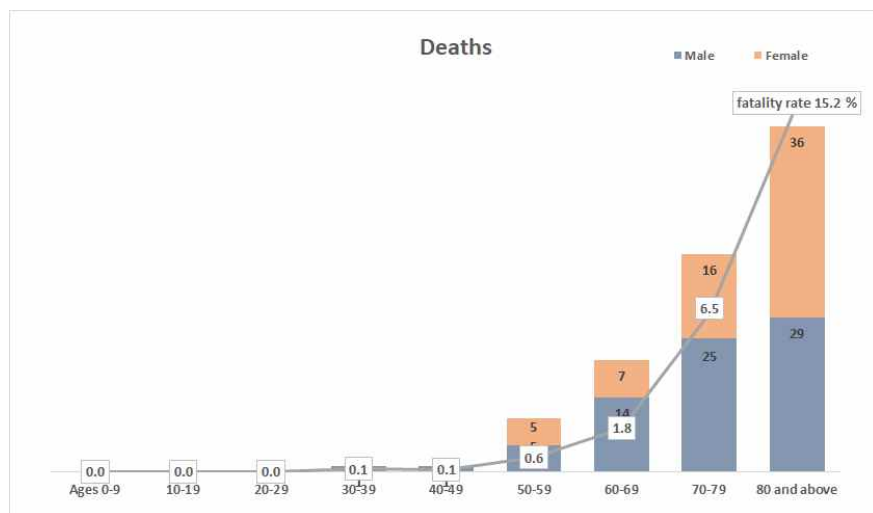
Korea Centers for Disease Control & Prevention

Updates on COVID-19 in Republic of Korea

27 March 2020

○ Case distribution by gender and age group:

		Confirmed Cases (%)	Deaths (%)	Fatality rate (%)
Total		9,332 (100)	139 (100)	1.49
Sex	Male	3,638 (38.98)	75 (53.96)	2.06
	Female	5,694 (61.02)	64 (46.04)	1.12
Age	80 and above	428 (4.59)	65 (46.76)	15.19
	70-79	630 (6.75)	41 (29.50)	6.51
	60-69	1,170 (12.54)	21 (15.11)	1.79
	50-59	1,752 (18.77)	10 (7.19)	0.57
	40-49	1,256 (13.46)	1 (0.72)	0.08
	30-39	960 (10.29)	1 (0.72)	0.10
	20-29	2,532 (27.13)	0 (0.00)	-
	10-19	496 (5.32)	0 (0.00)	-
	0-9	108 (1.16)	0 (0.00)	-





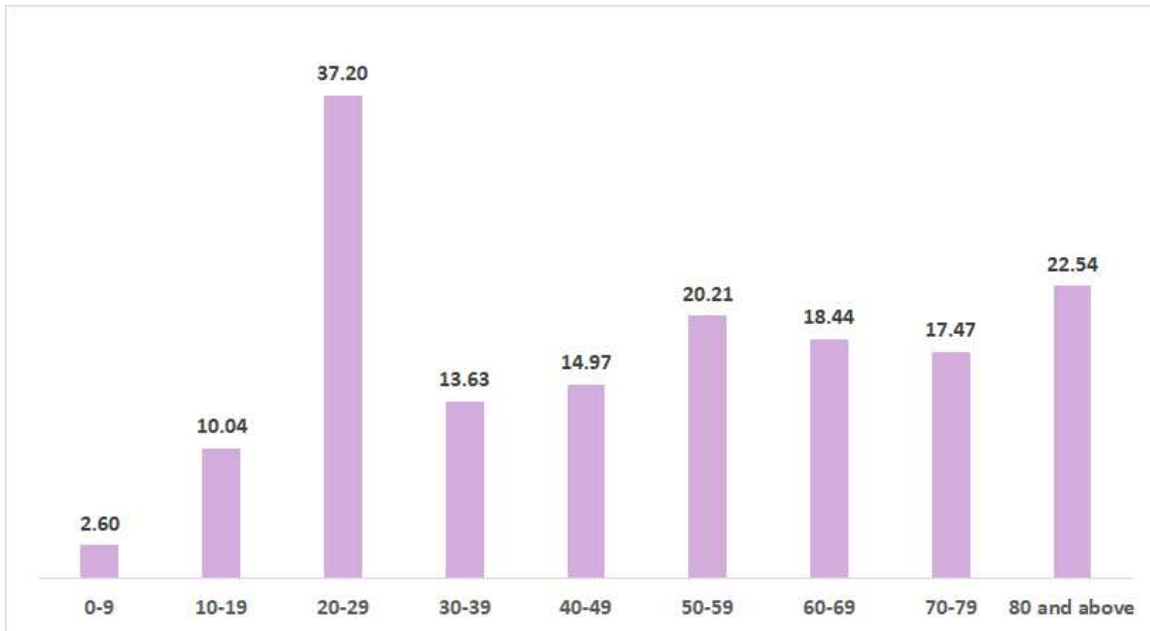
KCDC

Korea Centers for Disease Control & Prevention

Updates on COVID-19 in Republic of Korea

27 March 2020

○ Incidence rate by age group (per 100,000):



○ Weekly trend of imported cases:

