



KCDC

Korea Centers for Disease  
Control & Prevention

# The Updates of COVID-19 in Republic of Korea

29 March, 2020

○ As of 0:00, 29 March 2020, the total number of confirmed cases is 9,583 (including 412 imported cases), of which 5,033 cases have been discharged from isolation. Newly confirmed cases are 105 in total.

Period (since 3 Jan)	Total	Tested positive (PCR)				Being tested	Tested negative
		Confirmed	Discharged	Isolated	Deceased		
As of 0:00 28 March (Sat)	387,925	9,478	4,811	4,523	144	16,564	361,883
As of 0:00 29 March (Sun)	394,141	9,583	5,033	4,398	152	15,028	369,530
Difference	6,216	105	222	-125	8	-1,536	7,647

○ Regional distribution of total confirmed cases:

	Total	City							
		Seoul	Busan	Daegu	Incheon	Gwangju	Daejeon	Ulsan	Sejong
Isolated	4,398	317	29	2,798	43	9	20	20	35
Discharged	5,033	93	85	3,706	15	11	14	19	11
Deceased	152	0	3	106	0	0	0	0	0
<b>Subtotal</b>	<b>9,583</b>	<b>410</b>	<b>117</b>	<b>6,610</b>	<b>58</b>	<b>20</b>	<b>34</b>	<b>39</b>	<b>46</b>
(Difference)	(105)	(20)	(3)	(23)	(7)	(0)	(3)	(0)	(2)

	Total	Province								Other
		Gyeonggi	Gangwon	Chung-buk	Chung-nam	Jeon-buk	Jeon-nam	Gyeong-buk	Gyeong-nam	Jeju
Isolated	299	12	20	44	5	6	518	30	4	189
Discharged	144	21	21	83	7	3	732	64	4	0
Deceased	5	1	0	0	0	0	37	0	0	0
<b>Subtotal</b>	<b>448</b>	<b>34</b>	<b>41</b>	<b>127</b>	<b>12</b>	<b>9</b>	<b>1,287</b>	<b>94</b>	<b>8</b>	<b>189</b>
(Difference)	(15)	(2)	(0)	(1)	(2)	(1)	(2)	(3)	(0)	(21)

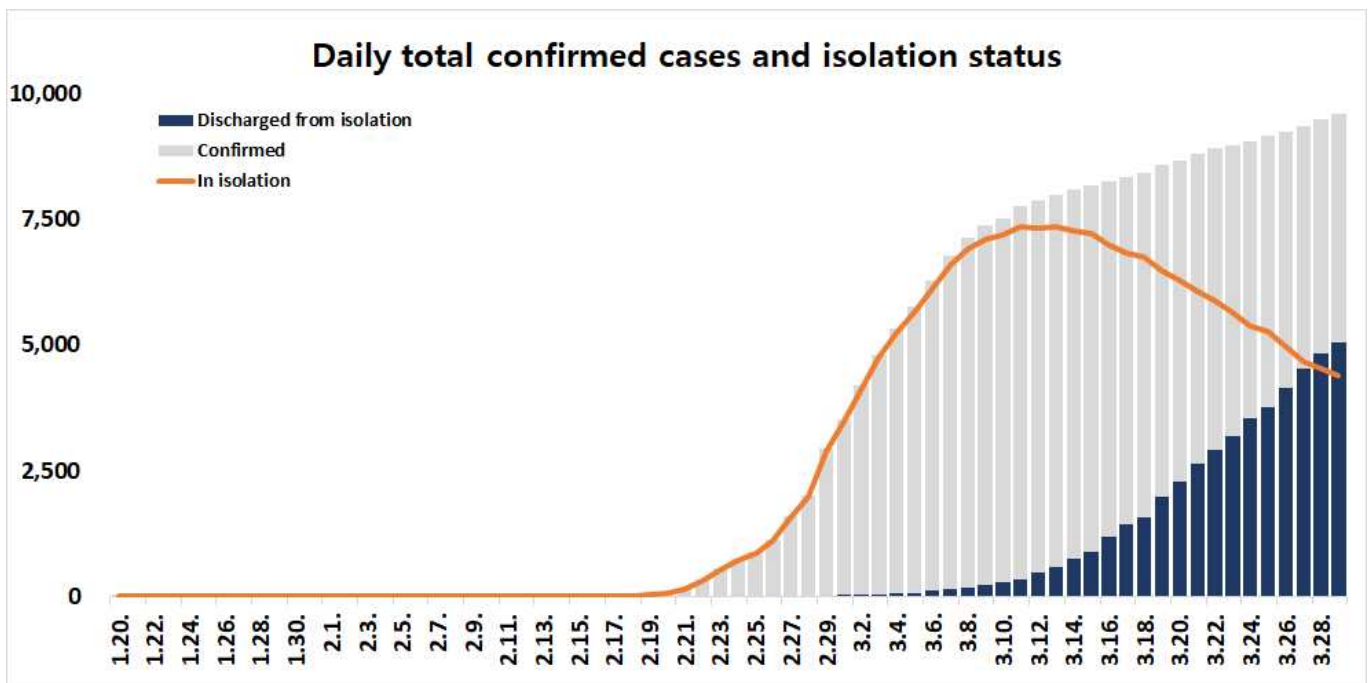
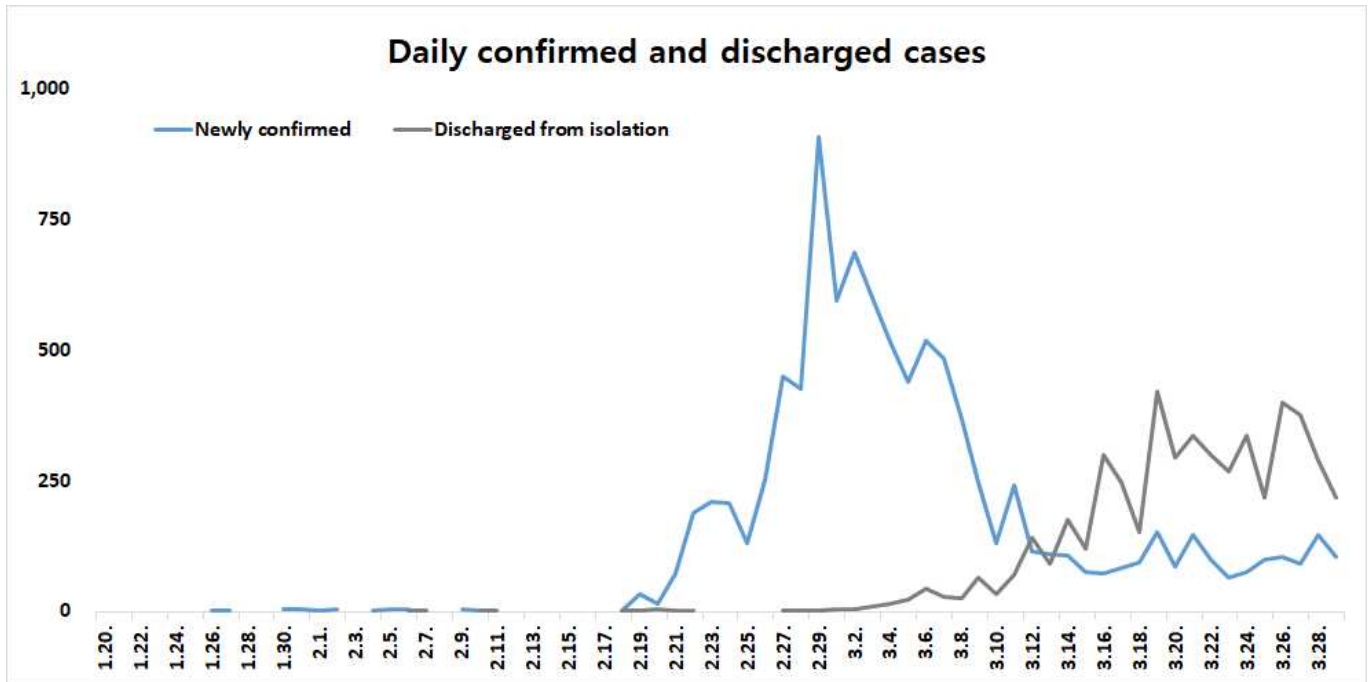


KCDC

Korea Centers for Disease Control & Prevention

# The Updates of COVID-19 in Republic of Korea

29 March, 2020





KCDC

Korea Centers for Disease  
Control & Prevention

# The Updates of COVID-19 in Republic of Korea

29 March, 2020

○ Case distribution and incidence rate by region:

Region	# of cases	(%)	Incidence rate (per 0.1M)	Region	# of cases	(%)	Incidence rate (per 0.1M)
Seoul	410	(4.28)	4.21	Gyeonggi	448	(4.67)	3.38
Busan	117	(1.22)	3.43	Gangwon	34	(0.35)	2.21
Daegu	6,610	(68.98)	271.29	Chungbuk	41	(0.43)	2.56
Incheon	58	(0.61)	1.96	Chungnam	127	(1.33)	5.98
Gwangju	20	(0.21)	1.37	Jeonbuk	12	(0.13)	0.66
Daejeon	34	(0.35)	2.31	Jeonnam	9	(0.09)	0.48
Ulsan	39	(0.41)	3.40	Gyeongbuk	1,287	(13.43)	48.34
Sejong	46	(0.48)	13.44	Gyeongnam	94	(0.98)	2.80
Airport Screening	189	(1.97)	-	Jeju	8	(0.08)	1.19
				<b>Total</b>	<b>9,583</b>	<b>(100)</b>	<b>18.48</b>



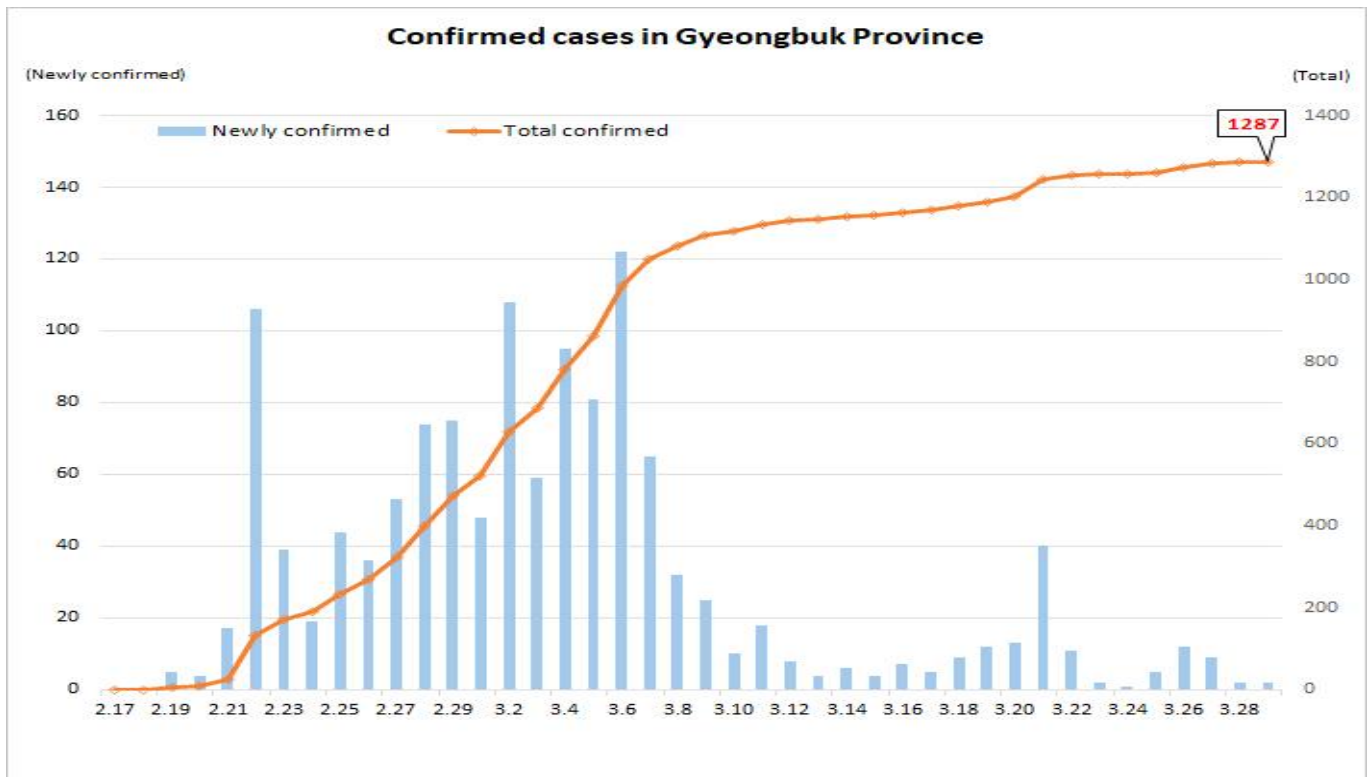
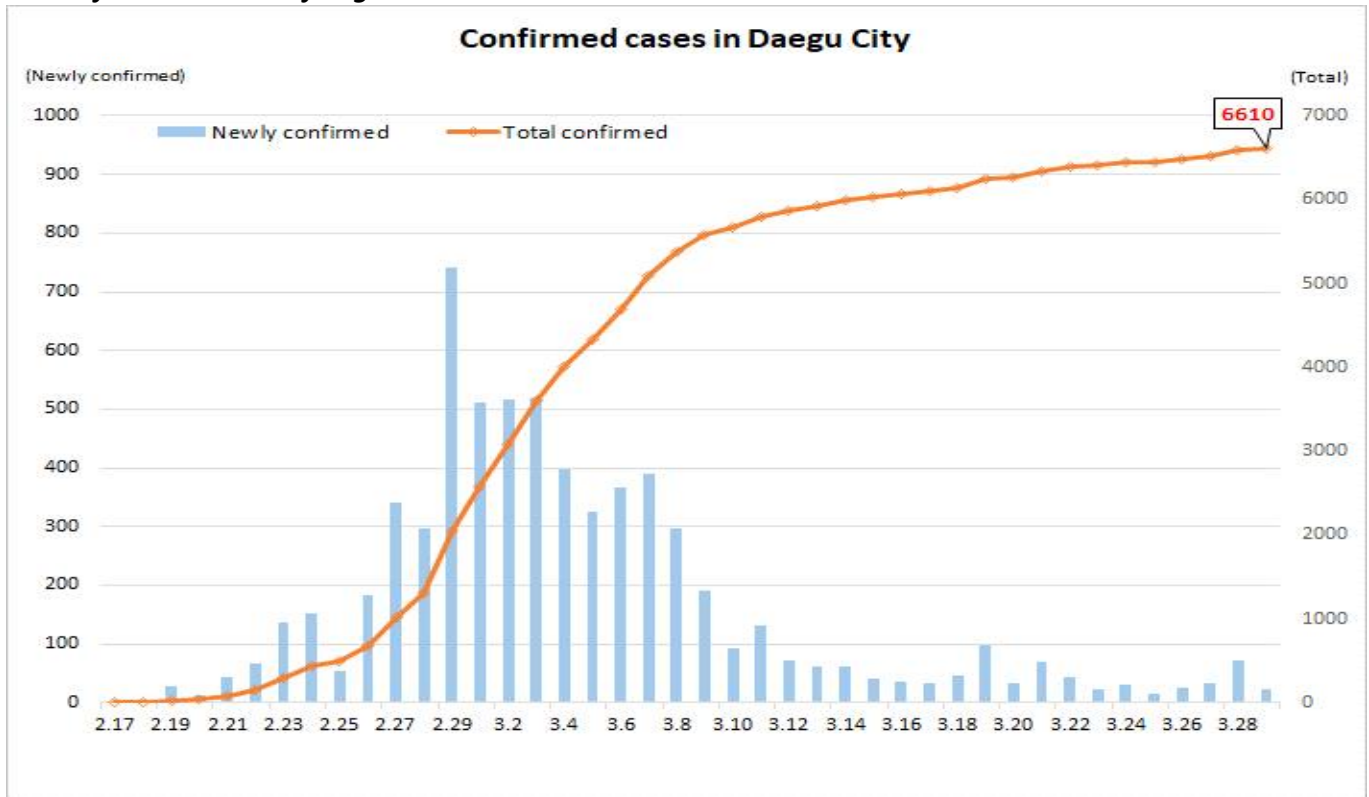
KCDC

Korea Centers for Disease Control & Prevention

# The Updates of COVID-19 in Republic of Korea

29 March, 2020

## ○ Daily cases trends by region:



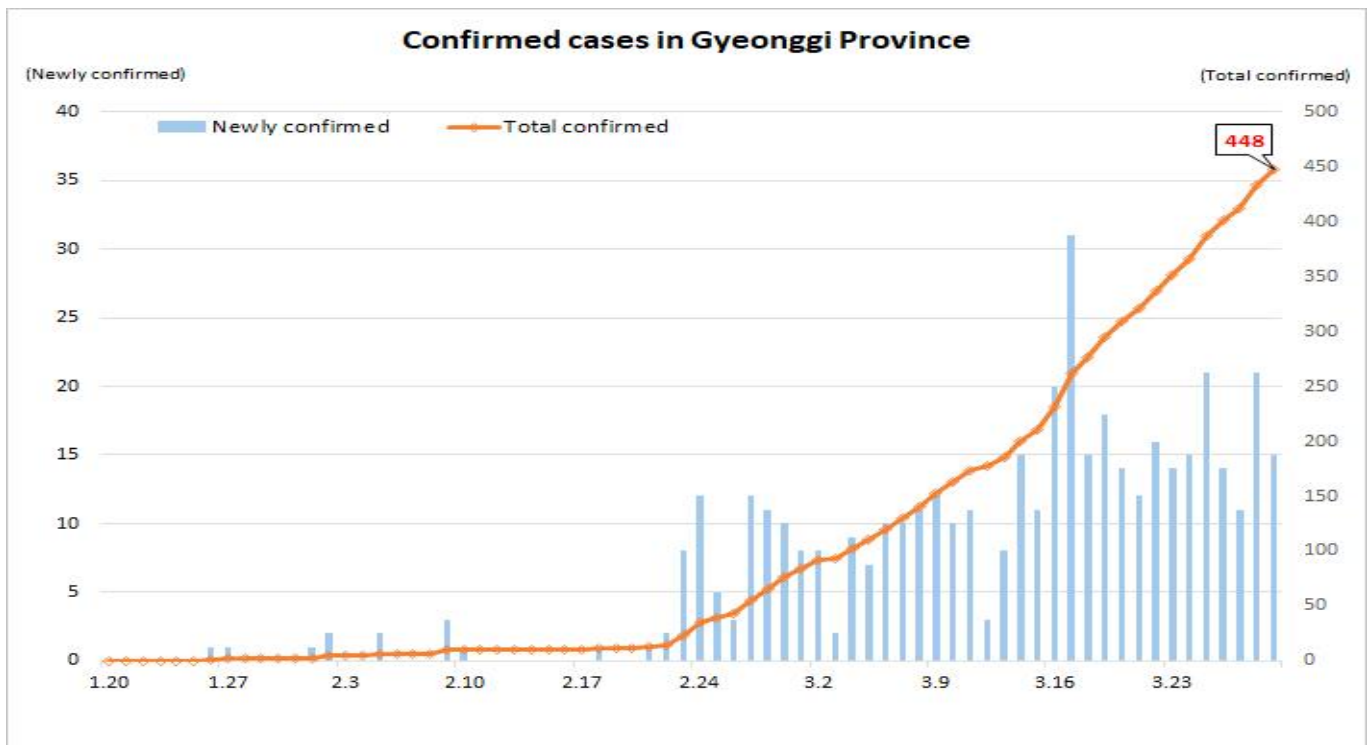
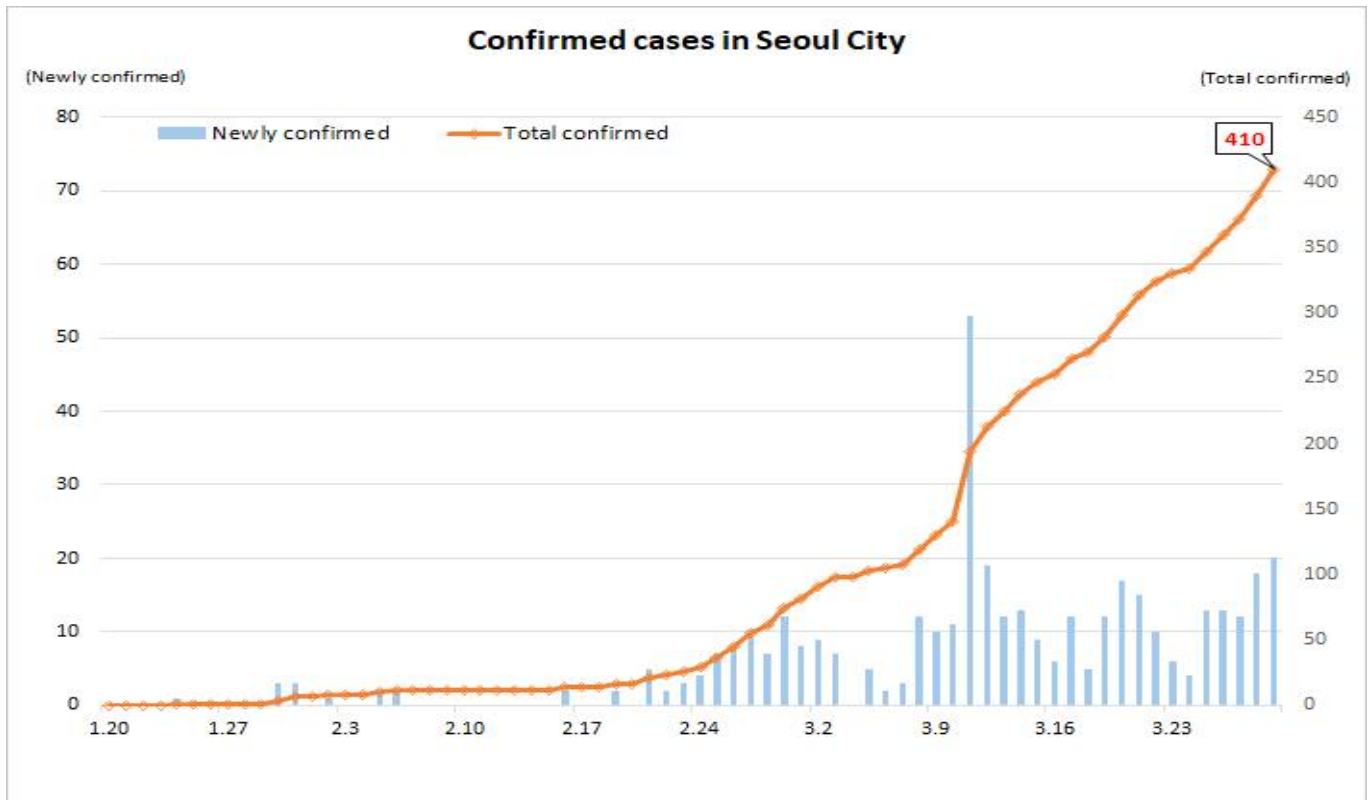


KCDC

Korea Centers for Disease  
Control & Prevention

# The Updates of COVID-19 in Republic of Korea

29 March, 2020





KCDC

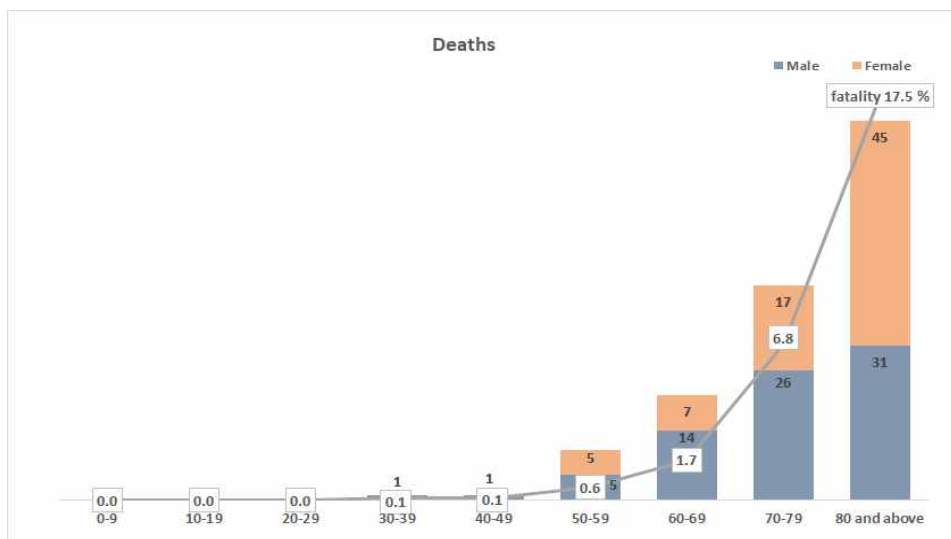
Korea Centers for Disease Control & Prevention

# The Updates of COVID-19 in Republic of Korea

29 March, 2020

## ○ Case distribution by gender and age group:

		Confirmed Cases (%)	Deaths (%)	Fatality rate (%)
Total		9,583 (100)	152 (100)	1.59
Sex	Male	3,799 (39.64)	78 (51.32)	2.05
	Female	5,784 (60.36)	74 (48.68)	1.28
Age	80 and above	434 (4.53)	76 (50.00)	17.51
	70-79	635 (6.63)	43 (28.29)	6.77
	60-69	1,210 (12.63)	21 (13.82)	1.74
	50-59	1,798 (18.76)	10 (6.58)	0.56
	40-49	1,292 (13.48)	1 (0.66)	0.08
	30-39	993 (10.36)	1 (0.66)	0.10
	20-29	2,602 (27.15)	0 (0.00)	-
	10-19	508 (5.30)	0 (0.00)	-
	0-9	111 (1.16)	0 (0.00)	-





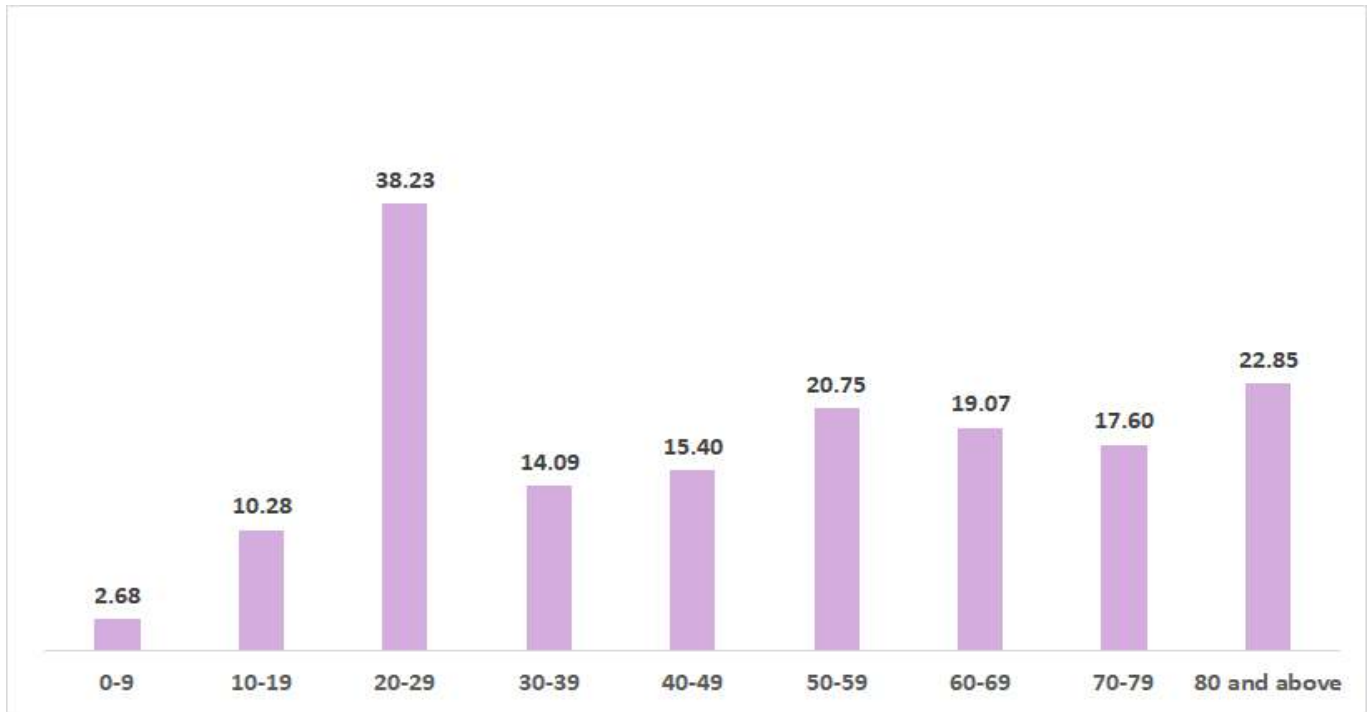
KCDC

Korea Centers for Disease Control & Prevention

# The Updates of COVID-19 in Republic of Korea

29 March, 2020

## ○ Incidence rate by age group (per 100,000):



## ○ Weekly trend of imported cases:

