



KCDC

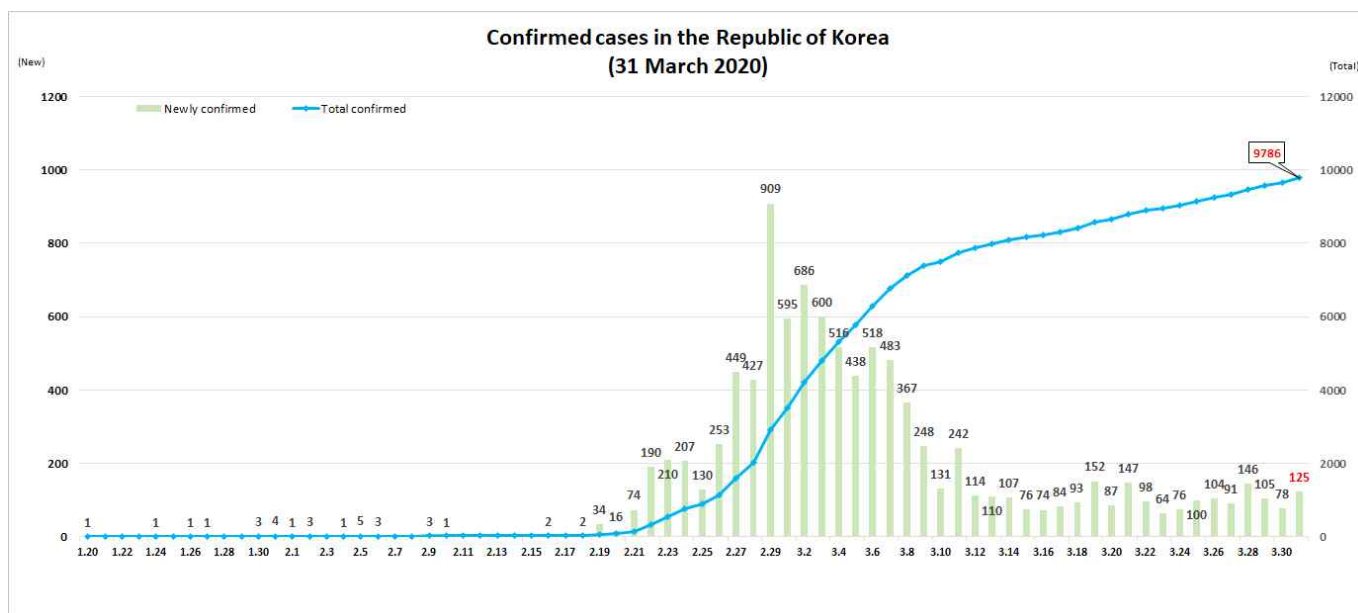
Korea Centers for Disease Control & Prevention

# Updates on COVID-19 in Republic of Korea

31 March 2020

- As of 0:00, 31 March 2020, the total number of confirmed cases is 9,786 (including 518 imported cases), of which 5,408 cases have been discharged from isolation. Newly confirmed cases are 125 in total.

Period (since 3 Jan)	Total	Tested positive (PCR)				Being tested	Tested negative
		Confirmed	Discharged	Isolated	Deceased		
As of 0:00 30 March (Mon)	395,194	9,661	5,228	4,275	158	13,531	372,002
<b>As of 0:00 31 March (Tues)</b>	410,564	9,786	5,408	4,216	162	16,892	383,886
Difference	15,370	125	180	-59	4	3,361	11,884



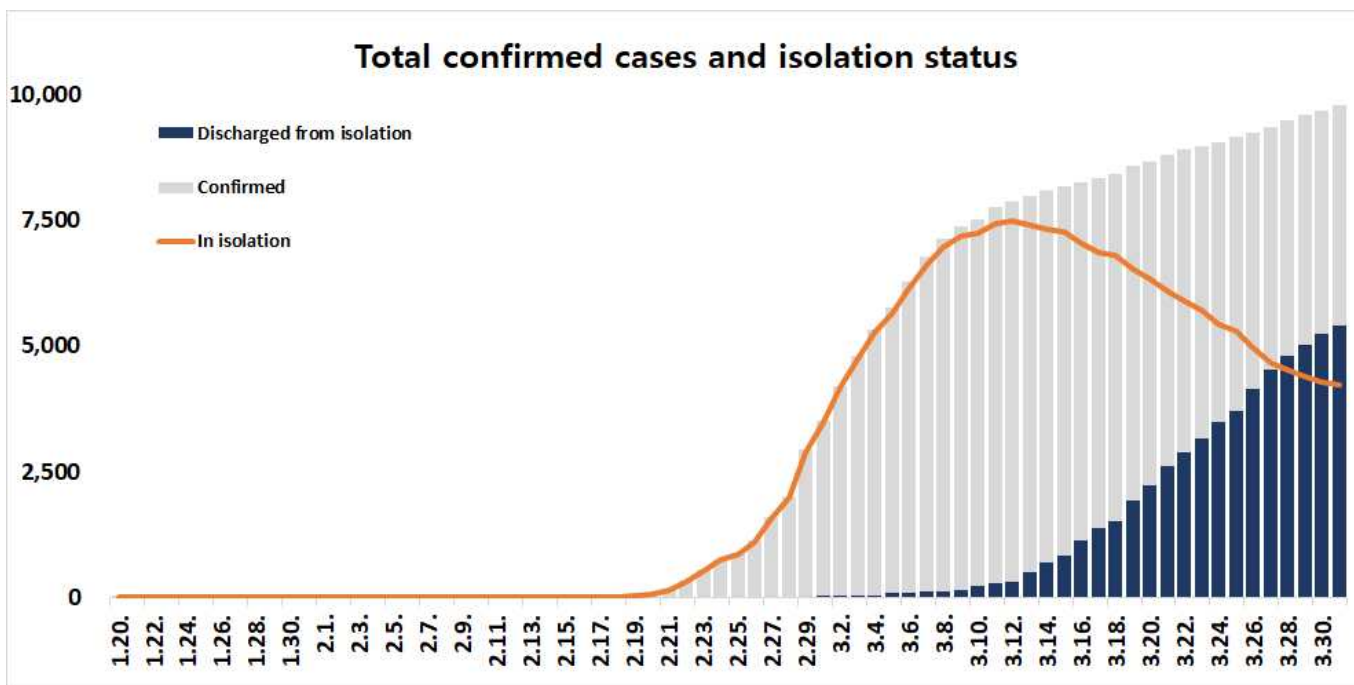
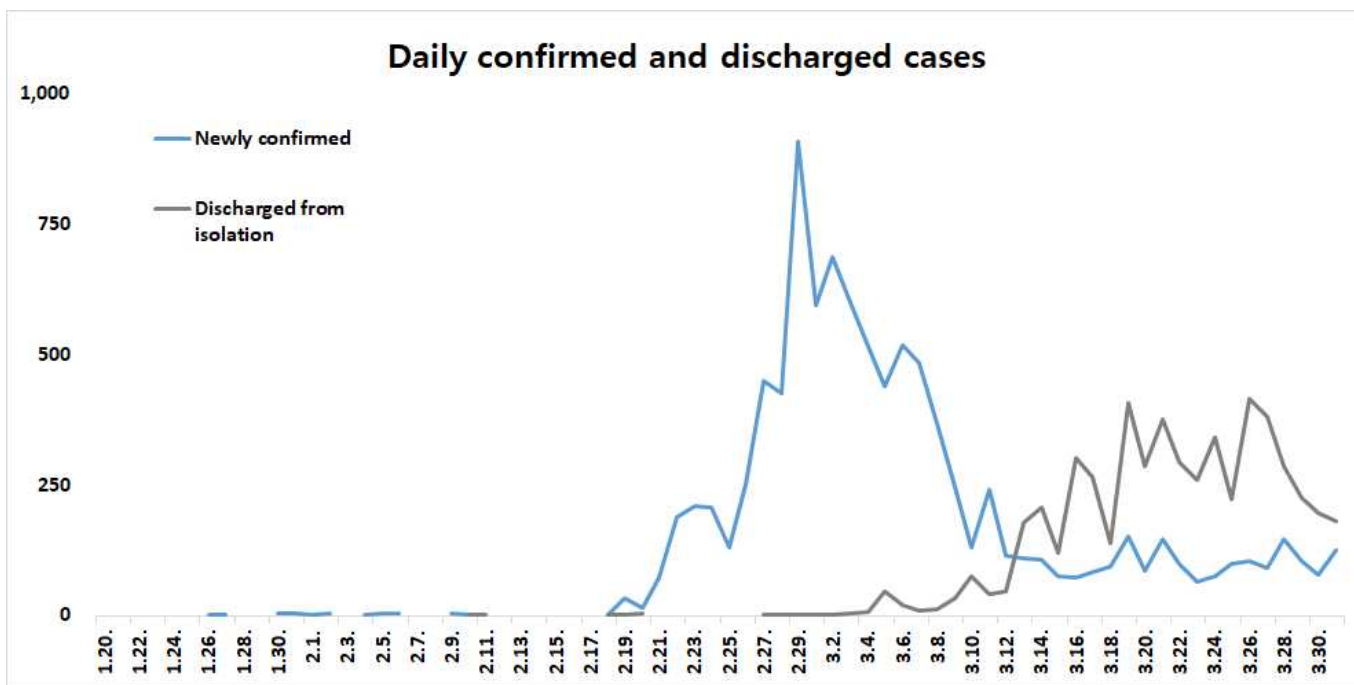


KCDC

Korea Centers for Disease Control & Prevention

# Updates on COVID-19 in Republic of Korea

31 March 2020





KCDC

Korea Centers for Disease Control & Prevention

# Updates on COVID-19 in Republic of Korea

31 March 2020

## ○ Regional distribution of total confirmed cases:

	Total	City							
		Seoul	Busan	Daegu	Incheon	Gwangju	Daejeon	Ulsan	Sejong
Isolated	4,216	343	29	2,624	48	6	18	20	34
Discharged	5,408	107	87	3,946	16	14	18	19	12
Deceased	162	0	3	114	0	0	0	0	0
<b>Subtotal</b>	<b>9,786</b>	<b>450</b>	<b>119</b>	<b>6,684</b>	<b>64</b>	<b>20</b>	<b>36</b>	<b>39</b>	<b>46</b>
(Difference)	(125)	(24)	(1)	(60)	(6)	-	(2)	-	-

	Gyeonggi	Gangwon	Chungbuk	Chungnam	Jeonbuk	Jeonnam	Gyeongbuk	Gyeongnam	Jeju	Other
										Airport screening
Isolated	304	12	22	38	6	6	454	29	6	217
Discharged	166	23	22	90	7	3	808	67	3	0
Deceased	6	1	0	0	0	0	38	0	0	0
<b>Subtotal</b>	<b>476</b>	<b>36</b>	<b>44</b>	<b>128</b>	<b>13</b>	<b>9</b>	<b>1,300</b>	<b>96</b>	<b>9</b>	<b>217</b>
(Difference)	(13)	-	-	(1)	-	-	(2)	(1)	-	(15)

## ○ Case distribution and incidence rate by region:

Region	# of cases	(%)	Incidence rate (per 0.1M)	Region	# of cases	(%)	Incidence rate (per 0.1M)
Seoul	450	(4.60)	4.62	Gyeonggi	476	(4.86)	3.59
Busan	119	(1.22)	3.49	Gangwon	36	(0.37)	2.34
Daegu	6,684	(68.30)	274.33	Chungbuk	44	(0.45)	2.75
Incheon	64	(0.65)	2.17	Chungnam	128	(1.31)	6.03
Gwangju	20	(0.20)	1.37	Jeonbuk	13	(0.13)	0.72
Daejeon	36	(0.37)	2.44	Jeonnam	9	(0.09)	0.48
Ulsan	39	(0.40)	3.40	Gyeongbuk	1,300	(13.28)	48.83
Sejong	46	(0.47)	13.44	Gyeongnam	96	(0.98)	2.86
Airport Screening	217	(2.22)		Jeju	9	(0.09)	1.34
<b>Total</b>				<b>9,786 (100) 18.87</b>			



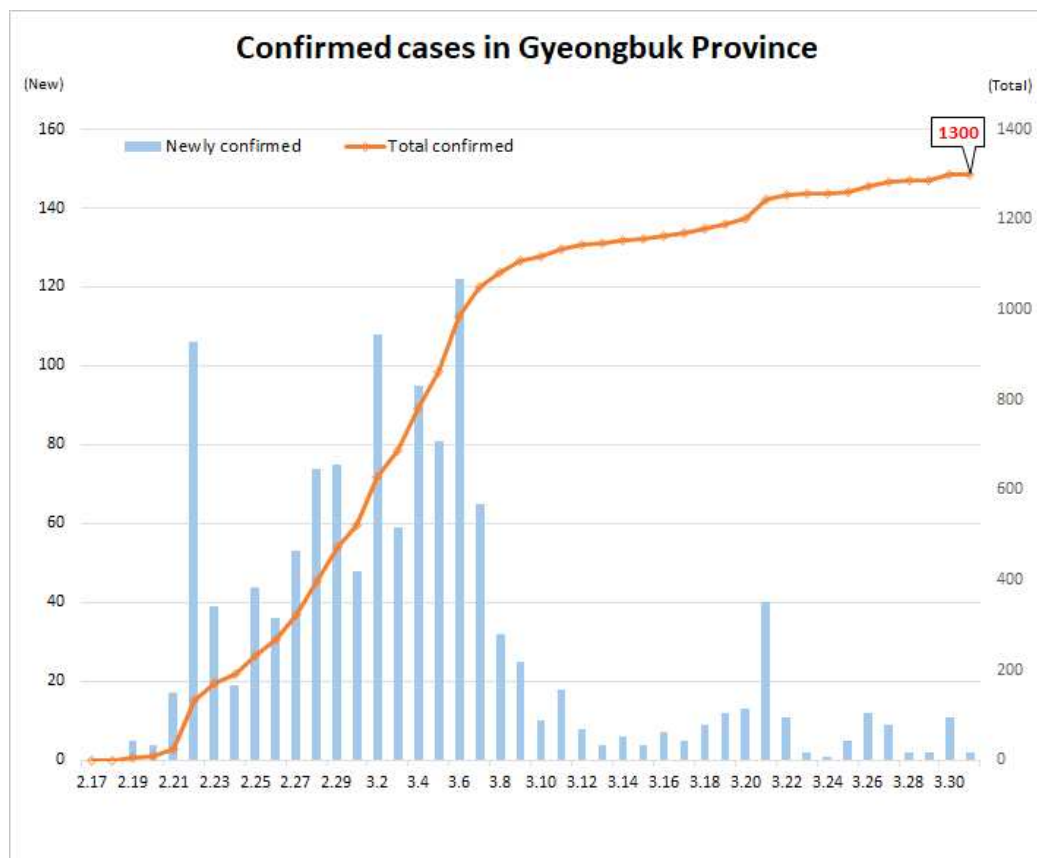
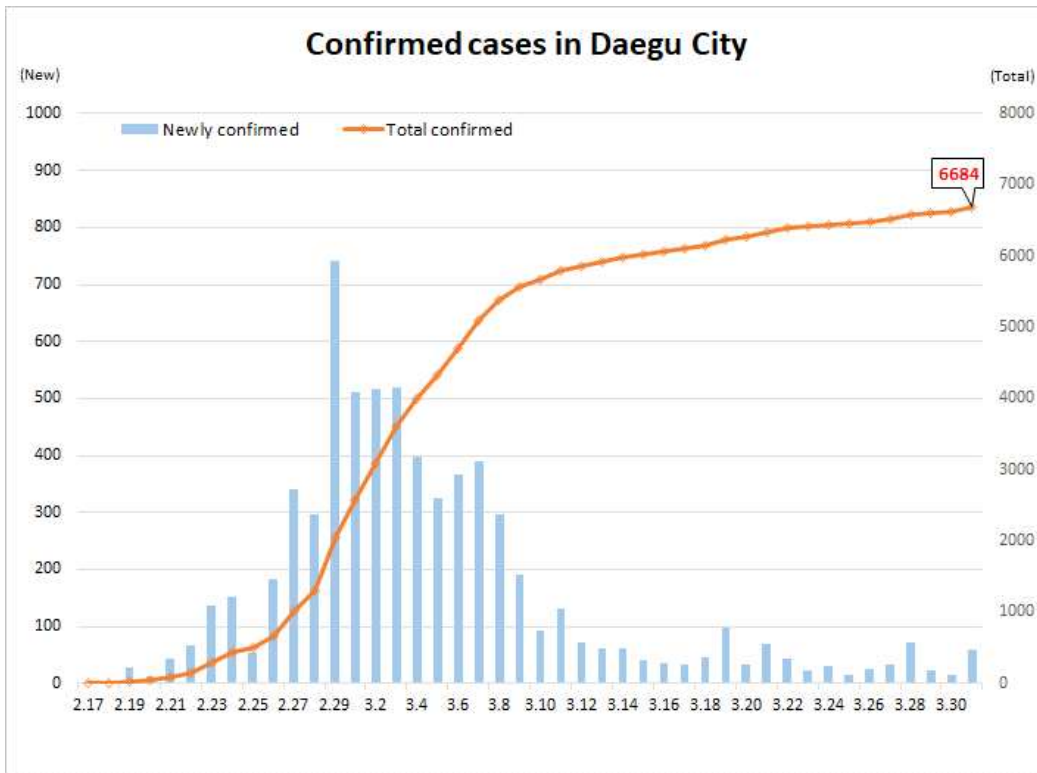
KCDC

Korea Centers for Disease Control & Prevention

# Updates on COVID-19 in Republic of Korea

31 March 2020

## ○ Daily cases trends by region:



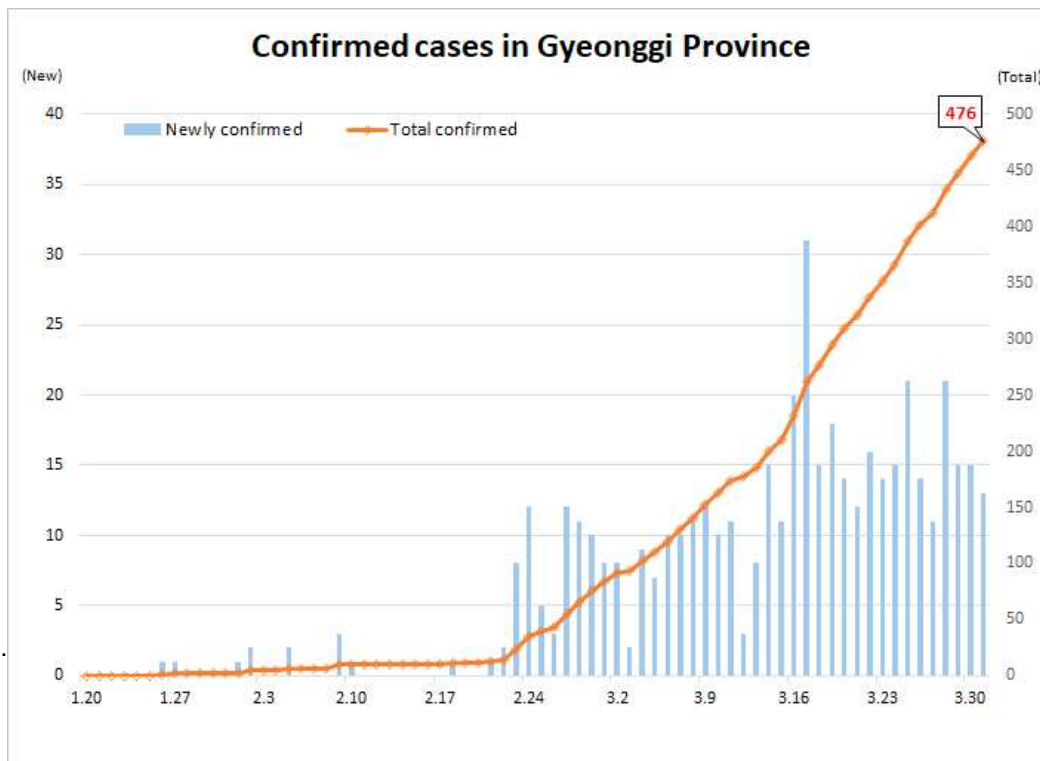
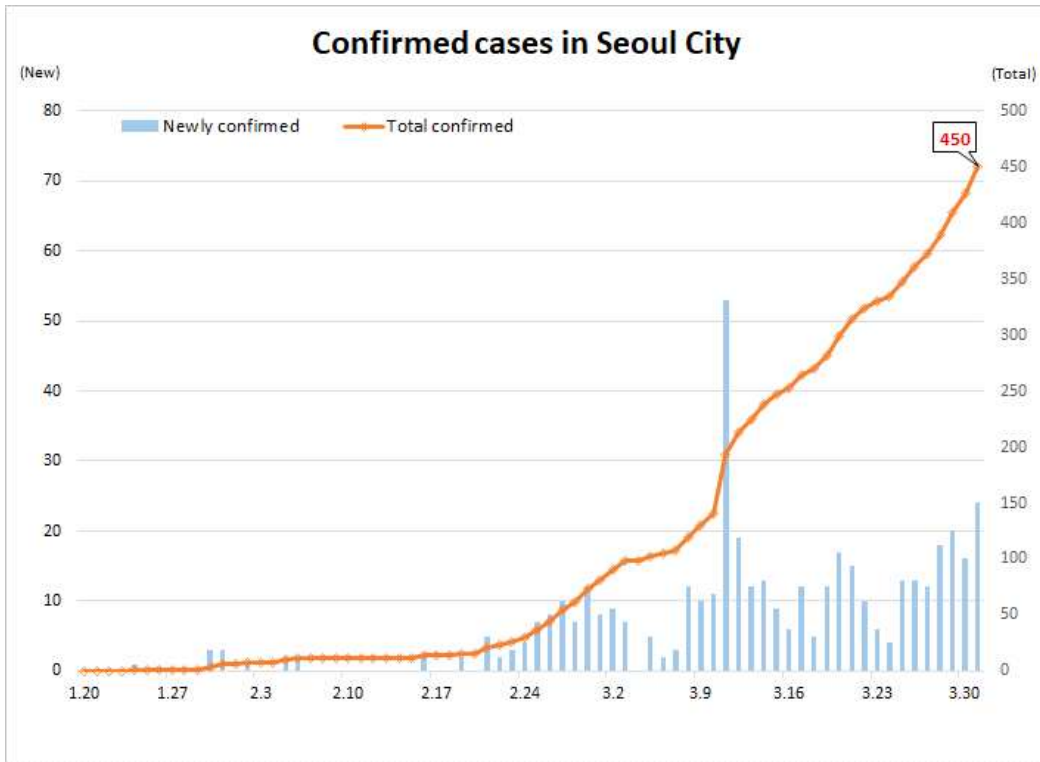


KCDC

Korea Centers for Disease Control & Prevention

# Updates on COVID-19 in Republic of Korea

31 March 2020





KCDC

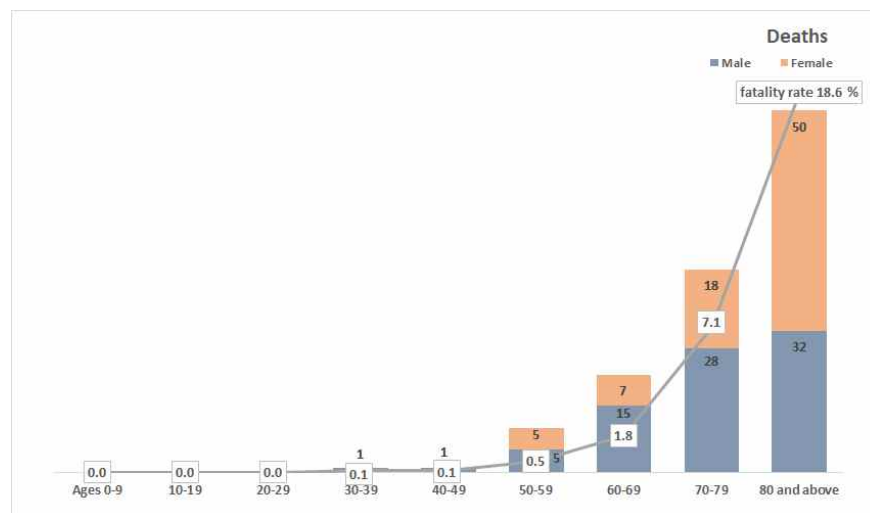
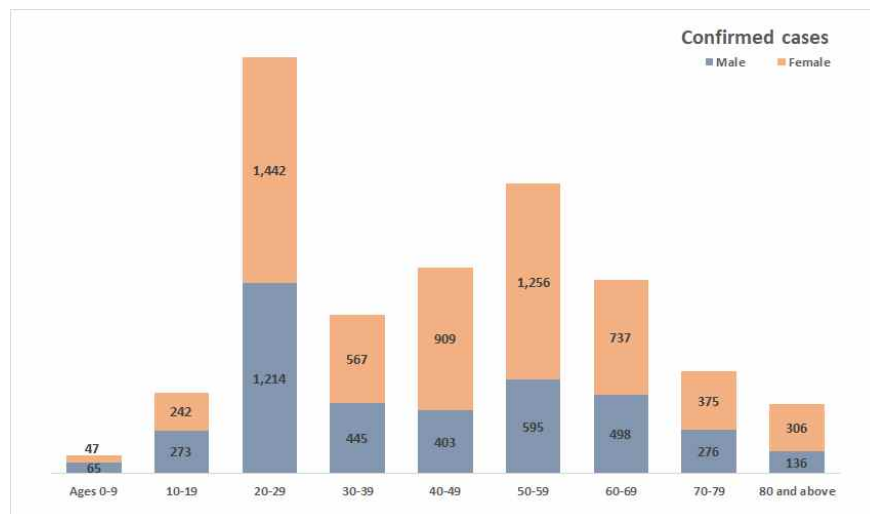
Korea Centers for Disease Control & Prevention

# Updates on COVID-19 in Republic of Korea

31 March 2020

○ Case distribution by gender and age group:

		Confirmed Cases (%)	Deaths (%)	Fatality rate (%)
Total		9,786 (100)	162 (100)	1.66
Sex	Male	3,905 (39.90)	82 (50.62)	2.10
	Female	5,881 (60.10)	80 (49.38)	1.36
Age	80 and above	442 (4.52)	82 (50.62)	18.55
	70-79	651 (6.65)	46 (28.40)	7.07
	60-69	1,235 (12.62)	22 (13.58)	1.78
	50-59	1,851 (18.91)	10 (6.17)	0.54
	40-49	1,312 (13.41)	1 (0.62)	0.08
	30-39	1,012 (10.34)	1 (0.62)	0.10
	20-29	2,656 (27.14)	0 (0.00)	-
	10-19	515 (5.26)	0 (0.00)	-
	0-9	112 (1.14)	0 (0.00)	-





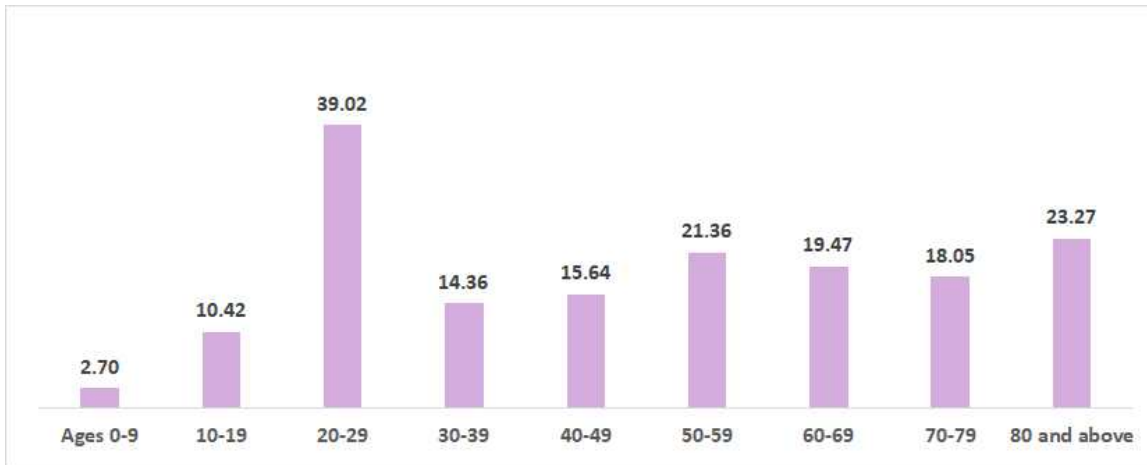
KCDC

Korea Centers for Disease Control & Prevention

# Updates on COVID-19 in Republic of Korea

31 March 2020

## ○ Incidence rate by age group (per 100,000):



## ○ Weekly trend of imported cases:

