



KCDC

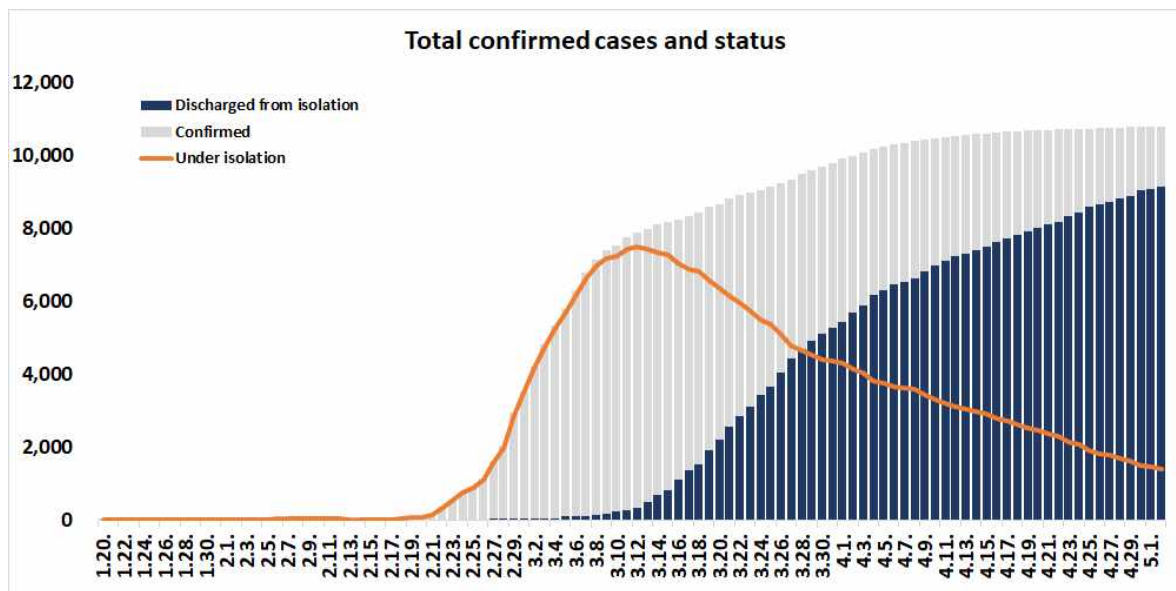
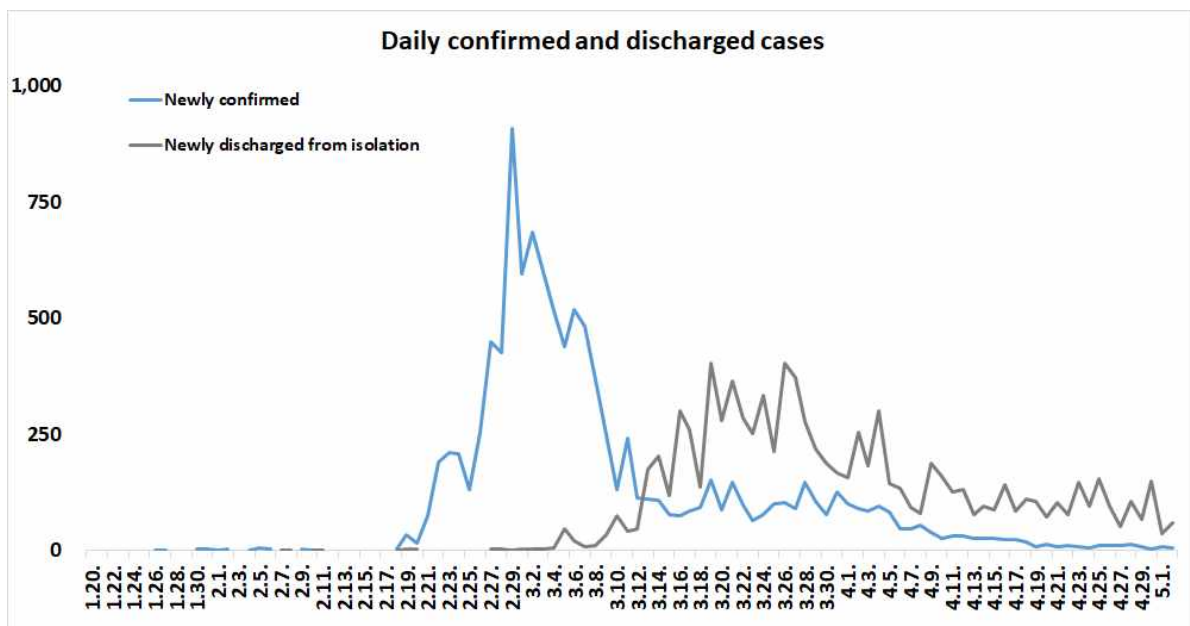
Korea Centers for Disease Control & Prevention

Updates on COVID-19 in Republic of Korea

02 May 2020

○ As of 0:00, 02 May 2020, the total number of confirmed cases is 10,780 (including 1,081 imported cases), of which 9,123 cases have been discharged from isolation. Newly confirmed cases are 6 in total.

Period (since 3 Jan)	Total	Tested positive (PCR)				Being tested	Tested negative
		Confirmed	Discharged from isolation	Under isolation	Deceased		
As of 0:00 01 May (Fri)	623,069	10,774	9,072	1,454	248	8,685	603,610
As of 0:00 02 May (Sat)	627,562	10,780	9,123	1,407	250	8,496	608,286
Difference	(+)4,493	(+)6	(+)51	(-)47	(+)2	(-)189	(+)4,676





KCDC

Korea Centers for Disease Control & Prevention

Updates on COVID-19 in Republic of Korea

02 May 2020

○ Regional distribution of total confirmed cases:

	Total	City							
		Seoul	Busan	Daegu	Incheon	Gwangju	Daejeon	Ulsan	Sejong
Isolated	1,407	170	18	523	25	2	4	5	5
Discharged	9,123	463	117	6,155	70	28	36	37	41
Deceased	250	2	3	174	0	0	0	1	0
Subtotal	10,780	635	138	6,852	95	30	40	43	46
New (Difference)	6	1	1	0	1	0	0	0	0

	Total	Province									Other
		Gyeonggi	Gangwon	Chungbuk	Chungnam	Jeonbuk	Jeonnam	Gyeongbuk	Gyeongnam	Jeju	
Isolated	164	9	4	15	6	3	160	18	5	271	
Discharged	498	42	41	128	12	12	1,154	99	8	182	
Deceased	16	2	0	0	0	0	52	0	0	0	
Subtotal	678	53	45	143	18	15	1,366	117	13	453	
New (Difference)	0	0	0	0	0	0	0	0	0	3	

○ Case distribution and incidence rate by region:

Region	# of cases	(%)	Incidence rate (per 0.1M)	Region	# of cases	(%)	Incidence rate (per 0.1M)
Seoul	635	(5.89)	6.52	Gyeonggi	678	(6.29)	5.12
Busan	138	(1.28)	4.04	Gangwon	53	(0.49)	3.44
Daegu	6,852	(63.56)	281.22	Chungbuk	45	(0.42)	2.81
Incheon	95	(0.88)	3.21	Chungnam	143	(1.33)	6.74
Gwangju	30	(0.28)	2.06	Jeonbuk	18	(0.17)	0.99
Daejeon	40	(0.37)	2.71	Jeonnam	15	(0.14)	0.80
Ulsan	43	(0.40)	3.75	Gyeongbuk	1,366	(12.67)	51.31
Sejong	46	(0.43)	13.44	Gyeongnam	117	(1.09)	3.48
Airport Screening	453	(4.20)	-	Jeju	13	(0.12)	1.94
Total				10,780 (100) 20.79			



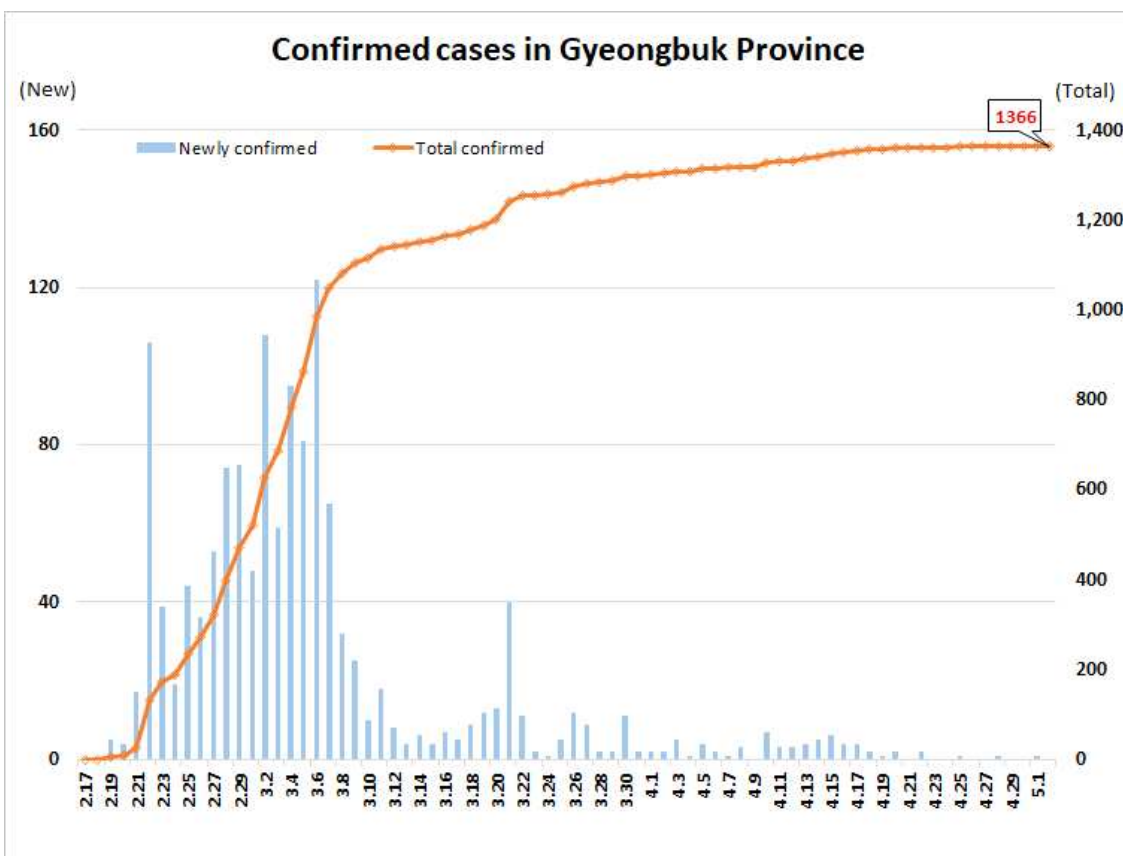
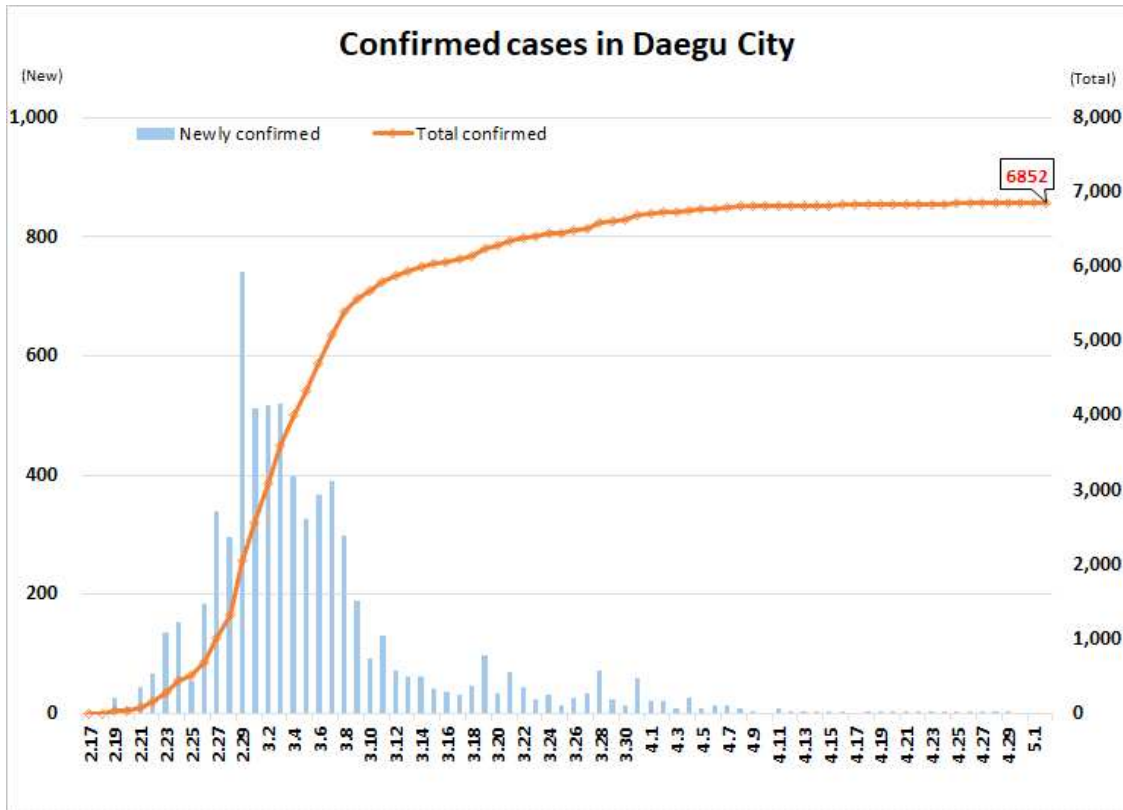
KCDC

Korea Centers for Disease Control & Prevention

Updates on COVID-19 in Republic of Korea

02 May 2020

○ Daily case trends by region:



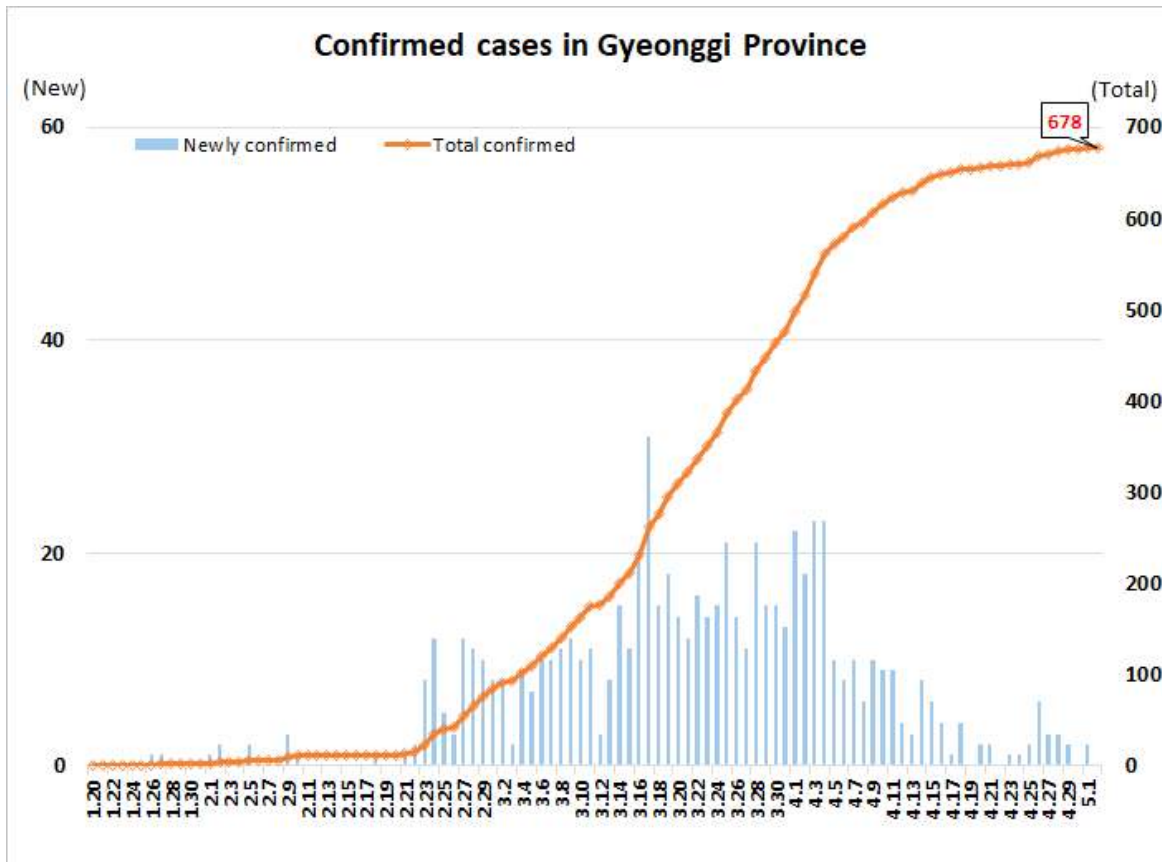
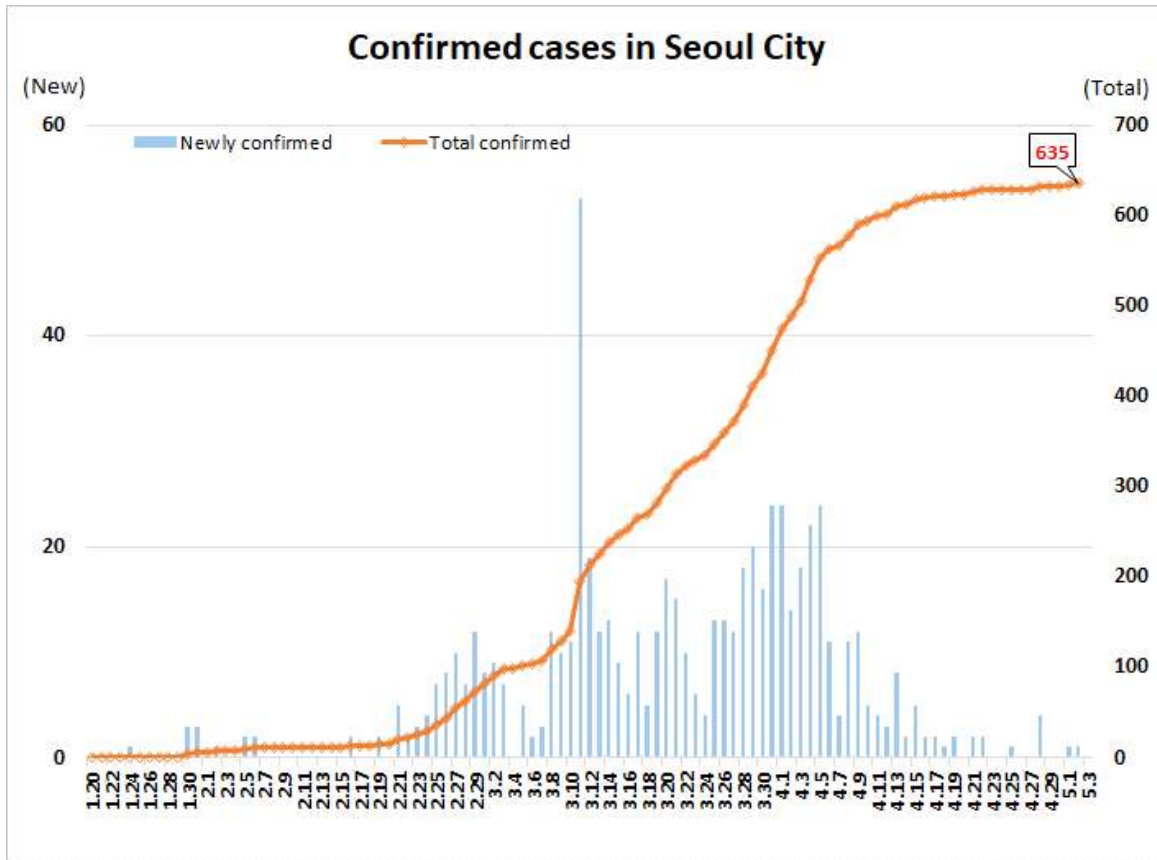


KCDC

Korea Centers for Disease Control & Prevention

Updates on COVID-19 in Republic of Korea

02 May 2020





KCDC

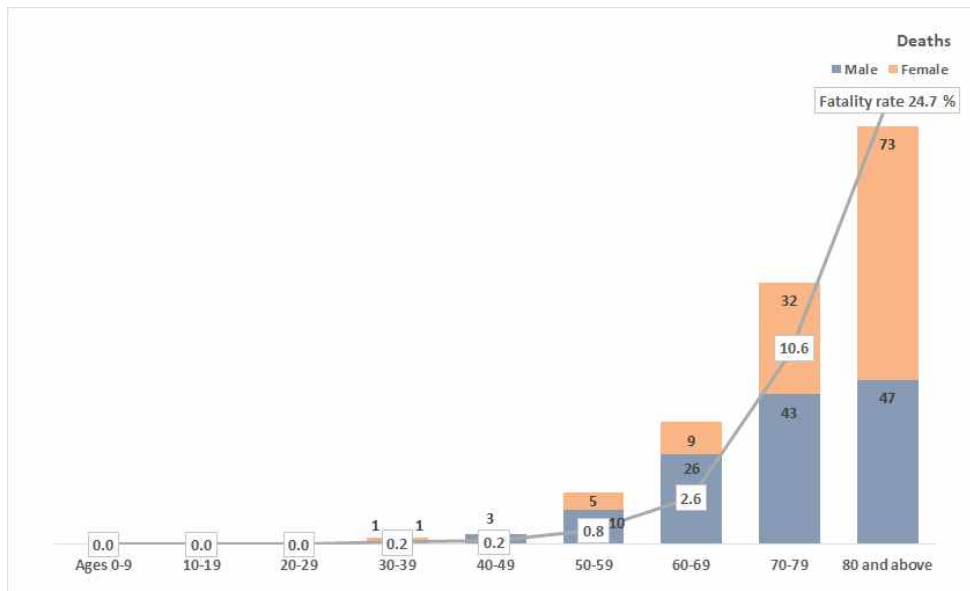
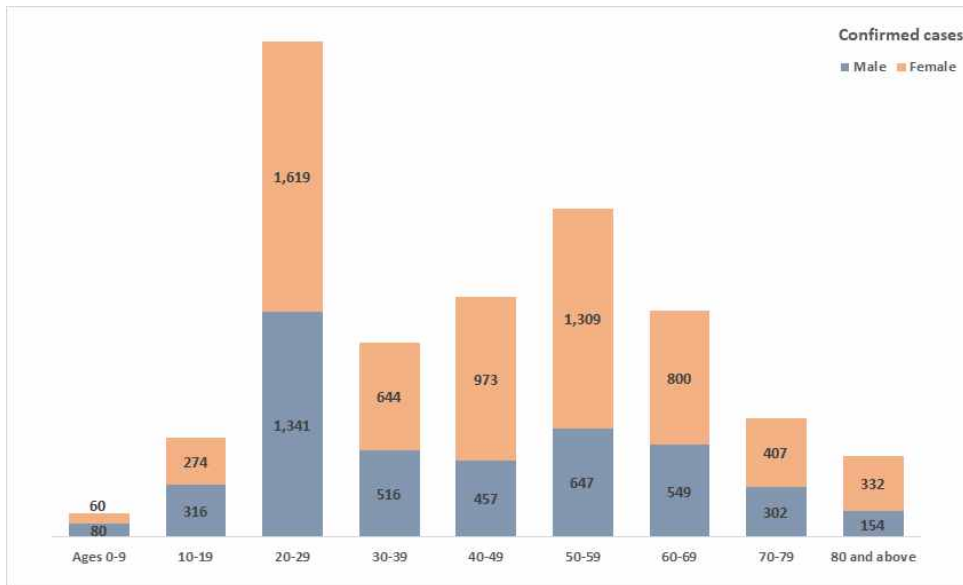
Korea Centers for Disease Control & Prevention

Updates on COVID-19 in Republic of Korea

02 May 2020

○ Case distribution by gender and age group:

		Confirmed Cases (%)	Deaths (%)	Fatality rate (%)
Total		10,780 (100)	250 (100)	2.32
Sex	Male	4,362 (40.46)	130 (52.00)	2.98
	Female	6,418 (59.54)	120 (48.00)	1.87
Age	80 and above	486 (4.51)	120 (48.00)	24.69
	70-79	709 (6.58)	75 (30.00)	10.58
	60-69	1,349 (12.51)	35 (14.00)	2.59
	50-59	1,956 (18.14)	15 (6.00)	0.77
	40-49	1,430 (13.27)	3 (1.20)	0.21
	30-39	1,160 (10.76)	2 (0.80)	0.17
	20-29	2,960 (27.46)	0 (0.00)	-
	10-19	590 (5.47)	0 (0.00)	-
0-9		140 (1.30)	0 (0.00)	-





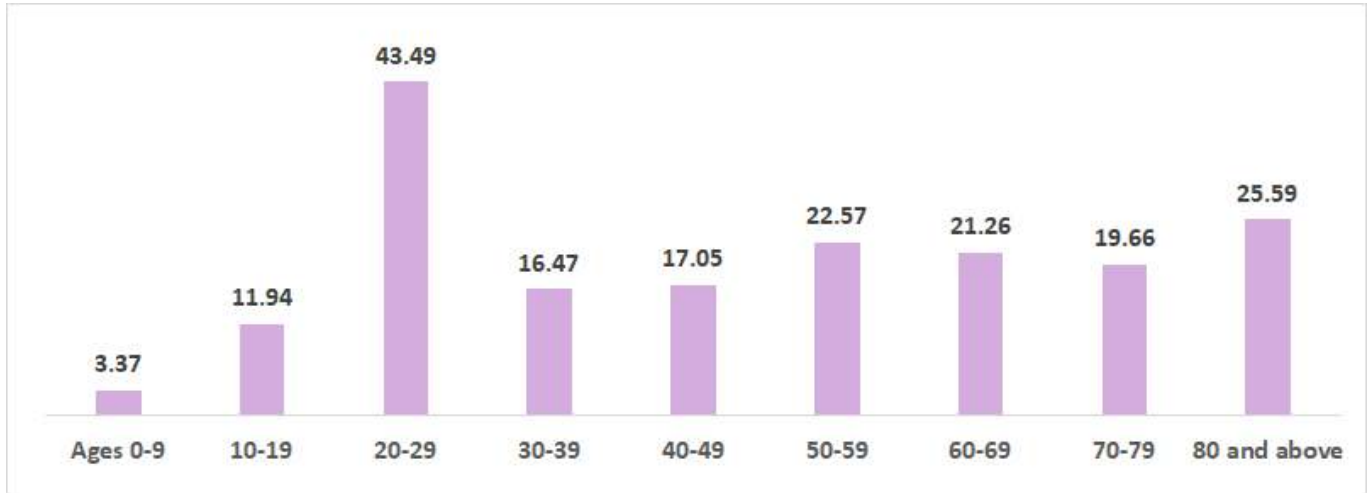
KCDC

Korea Centers for Disease Control & Prevention

Updates on COVID-19 in Republic of Korea

02 May 2020

○ Incidence rate by age group (per 100,000):



○ Imported cases:

