



KCDC

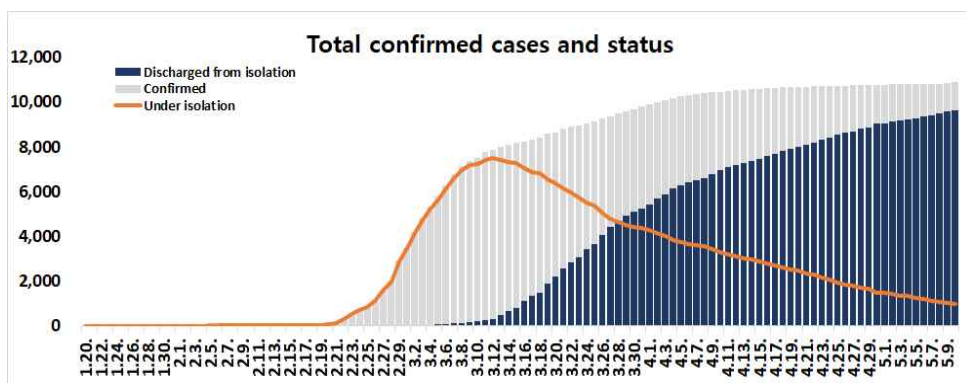
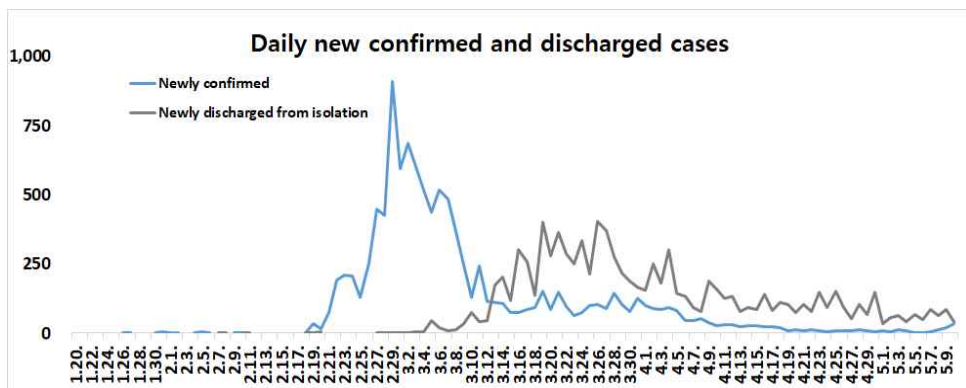
Korea Centers for Disease Control & Prevention

# The Updates of COVID-19 in Republic of Korea

10 May, 2020

○ As of 0:00, 10 May 2020, the total number of confirmed cases is 10,874 (including 1,127 imported cases), of which 9,610 cases have been discharged from isolation. Newly confirmed cases are 34 in total.

Period (since 3 Jan)	Total	Tested positive (PCR)				Testing in progress	Tested negative (PCR)
		Confirmed	Discharged from isolation	Under isolation	Deceased		
As of 0:00 9 May (Sat)	660,030	10,840	9,568	1,016	256	9,153	640,037
As of 0:00 10 May (Sun)	663,886	10,874	9,610	1,008	256	10,128	642,884
Difference	(+)3,856	(+)34	(+)42	(-)8	0	(+)975	(+)2,847



KCDC

Korea Centers for Disease Control & Prevention

# The Updates of COVID-19 in Republic of Korea

10 May, 2020

## ○ Regional distribution of total confirmed cases:

	Total	City								
		Seoul	Busan	Daegu	Incheon	Gwangju	Daejeon	Ulsan	Sejong	
Isolated	1,008	120	13	365	21	0	2	5	1	
Discharged	9,610	541	125	6,318	80	30	38	38	45	
Deceased	256	2	3	178	0	0	1	1	0	
<b>Subtotal</b>	<b>10,874</b>	<b>663</b>	<b>141</b>	<b>6,861</b>	<b>101</b>	<b>30</b>	<b>41</b>	<b>44</b>	<b>46</b>	
New (Difference)	34	14	0	2	3	0	0	0	0	

	Province	Province								Other
		Gyeonggi	Gangwon	Chungbuk	Chungnam	Jeonbuk	Jeonnam	Gyeongbuk	Gyeongnam	
Isolated	122	10	7	10	5	4	93	9	1	220
Discharged	556	41	42	133	14	12	1,220	108	13	256
Deceased	16	2	0	0	0	0	53	0	0	0
<b>Subtotal</b>	<b>694</b>	<b>53</b>	<b>49</b>	<b>143</b>	<b>19</b>	<b>16</b>	<b>1,366</b>	<b>117</b>	<b>14</b>	<b>476</b>
New (Difference)	6	0	2	0	0	0	0	0	1	6

## ○ Case distribution and incidence rate by region:

Region	# of cases	(%)	Incidence rate (per 0.1M)	Region	# of cases	(%)	Incidence rate (per 0.1M)
Seoul	663	(6.10)	6.81	Gyeonggi	694	(6.38)	5.24
Busan	141	(1.30)	4.13	Gangwon	53	(0.49)	3.44
Daegu	6,861	(63.10)	281.59	Chungbuk	49	(0.45)	3.06
Incheon	101	(0.93)	3.42	Chungnam	143	(1.32)	6.74
Gwangju	30	(0.28)	2.06	Jeonbuk	19	(0.17)	1.05
Daejeon	41	(0.38)	2.78	Jeonnam	16	(0.15)	0.86
Ulsan	44	(0.40)	3.84	Gyeongbuk	1,366	(12.56)	51.31
Sejong	46	(0.42)	13.44	Gyeongnam	117	(1.08)	3.48
Border Screening	476	(4.38)	-	Jeju	14	(0.13)	2.09
<b>Total</b>	<b>10,874</b>	<b>(100)</b>	<b>20.97</b>				



KCDC

Korea Centers for Disease Control & Prevention

# The Updates of COVID-19 in Republic of Korea

10 May, 2020



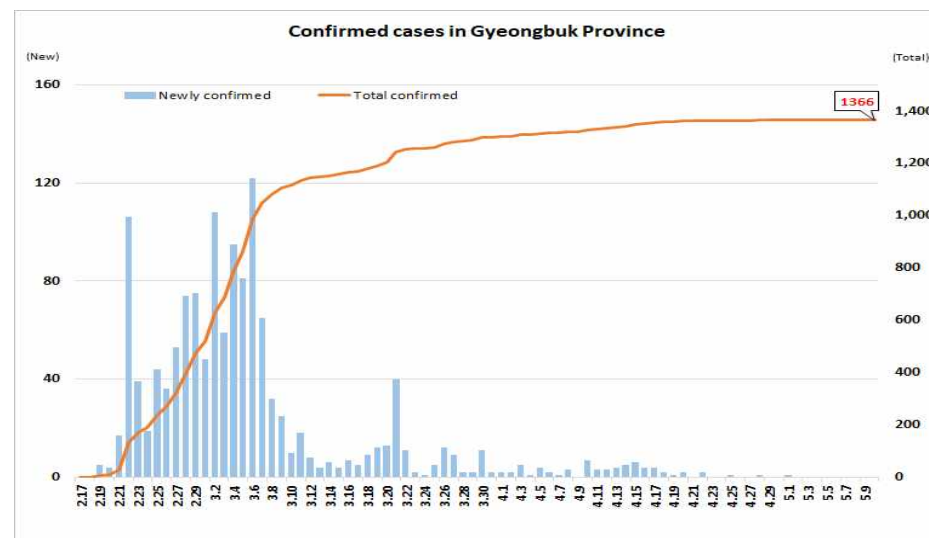
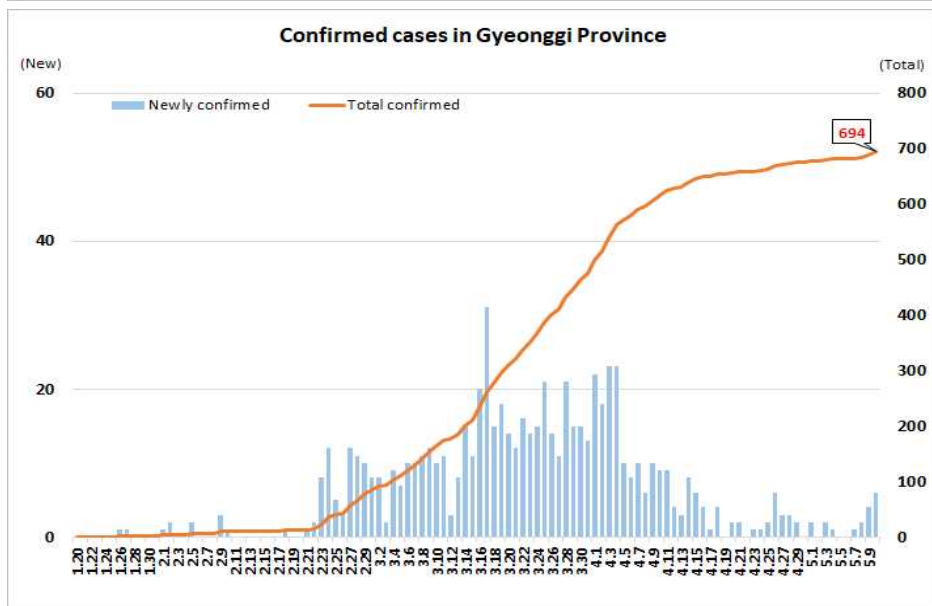
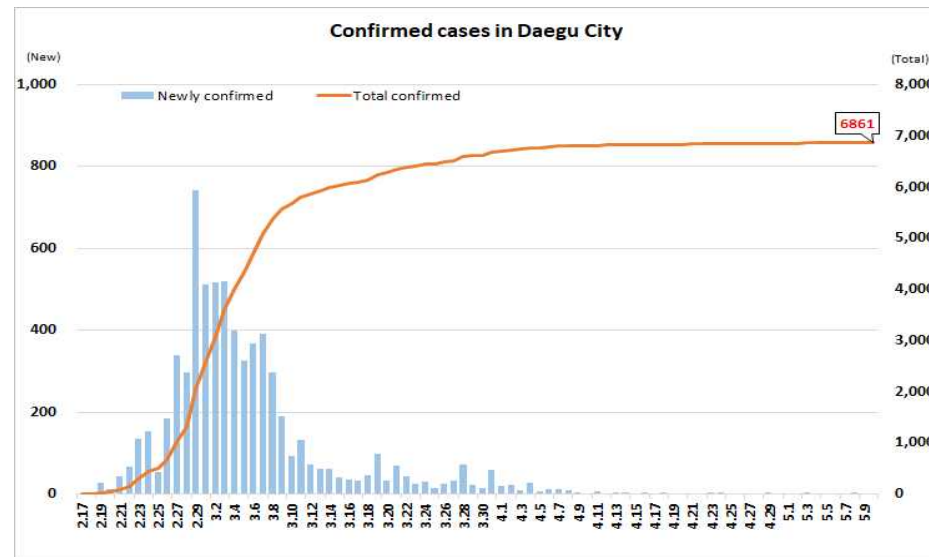
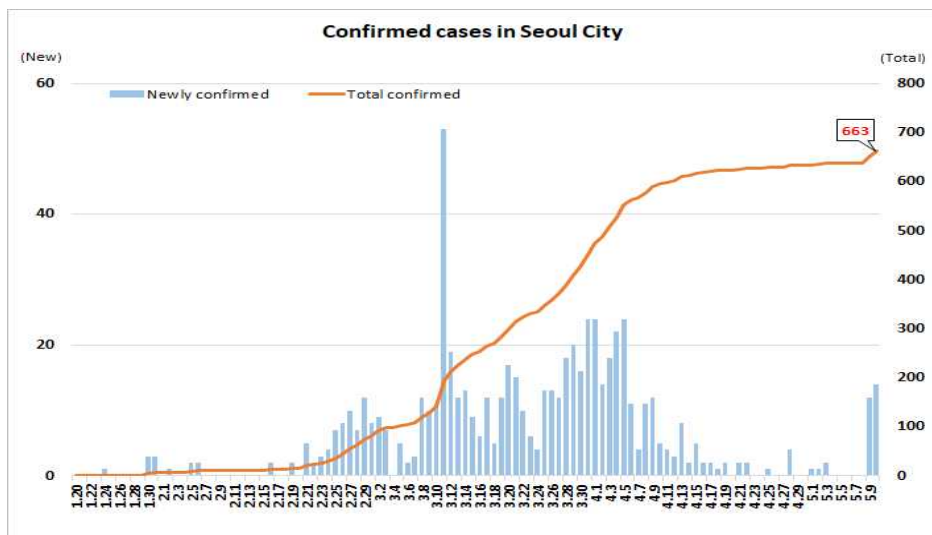
KCDC

Korea Centers for Disease Control & Prevention

# The Updates of COVID-19 in Republic of Korea

10 May, 2020

○ Daily case trends by region:





KCDC

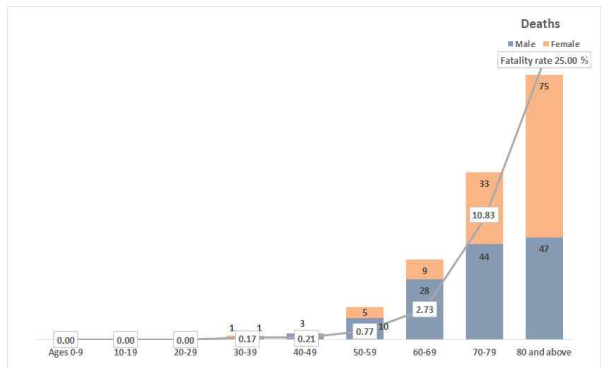
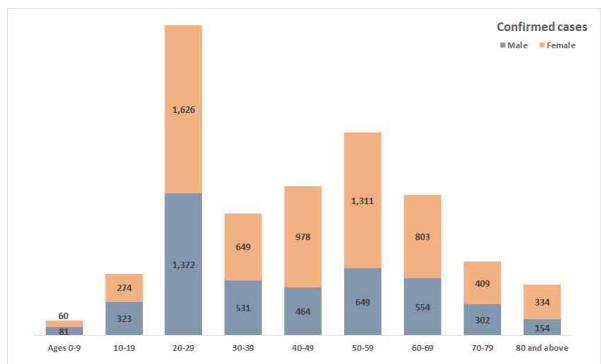
Korea Centers for Disease Control & Prevention

# The Updates of COVID-19 in Republic of Korea

10 May, 2020

## ○ Case distribution by gender and age group:

		Confirmed Cases (%)	Deaths (%)	Fatality rate (%)
Total		10,874 (100)	256 (100)	2.35
Sex	Male	4,430 (40.74)	133 (51.95)	3.00
	Female	6,444 (59.26)	123 (48.05)	1.91
Age	80 or above	488 (4.49)	122 (47.66)	25.00
	70-79	711 (6.54)	77 (30.08)	10.83
	60-69	1,357 (12.48)	37 (14.45)	2.73
	50-59	1,960 (18.02)	15 (5.86)	0.77
	40-49	1,442 (13.26)	3 (1.17)	0.21
	30-39	1,180 (10.85)	2 (0.78)	0.17
	20-29	2,998 (27.57)	0 (0.00)	-
	10-19	597 (5.49)	0 (0.00)	-
	0-9	141 (1.30)	0 (0.00)	-



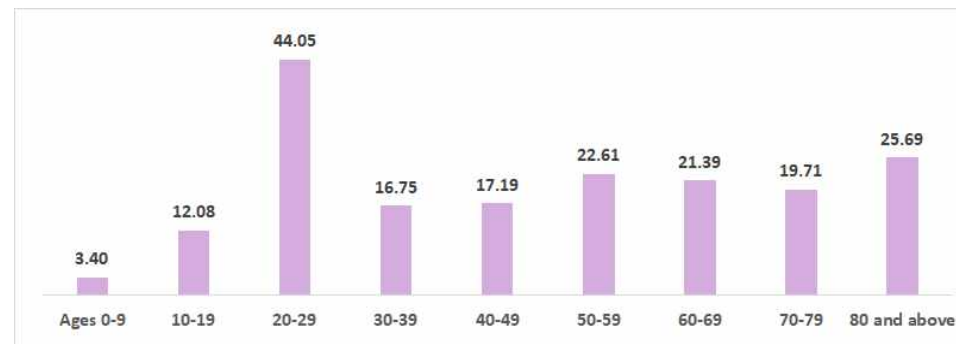
KCDC

Korea Centers for Disease Control & Prevention

# The Updates of COVID-19 in Republic of Korea

10 May, 2020

## ○ Incidence rate by age group (per 100,000):



## ○ Imported cases:

