



KCDC

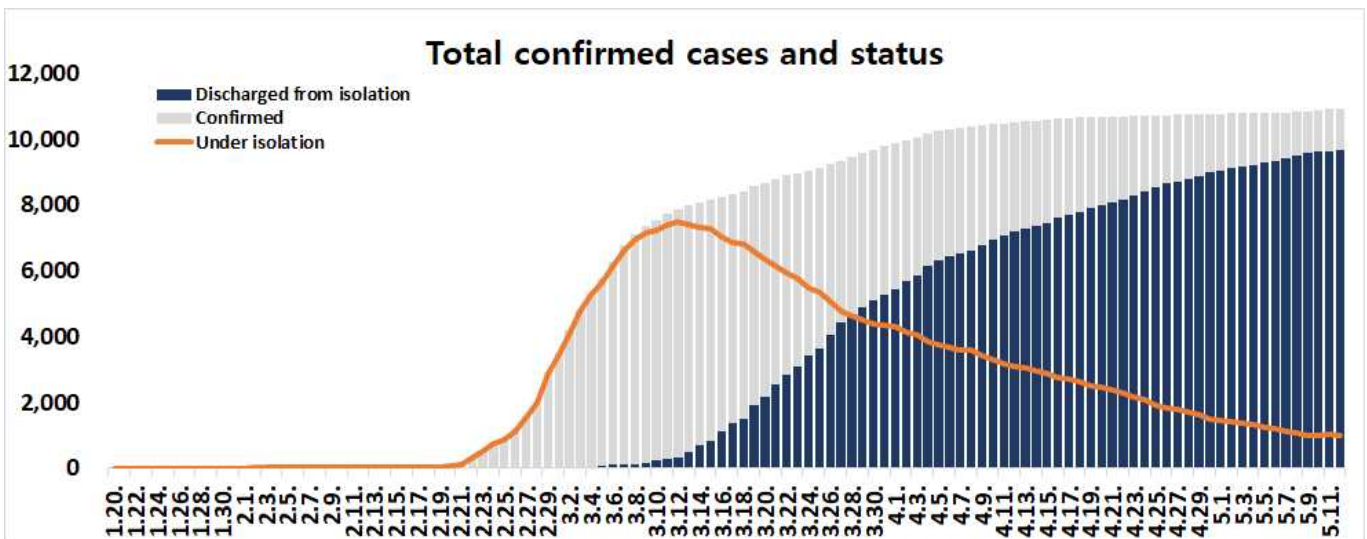
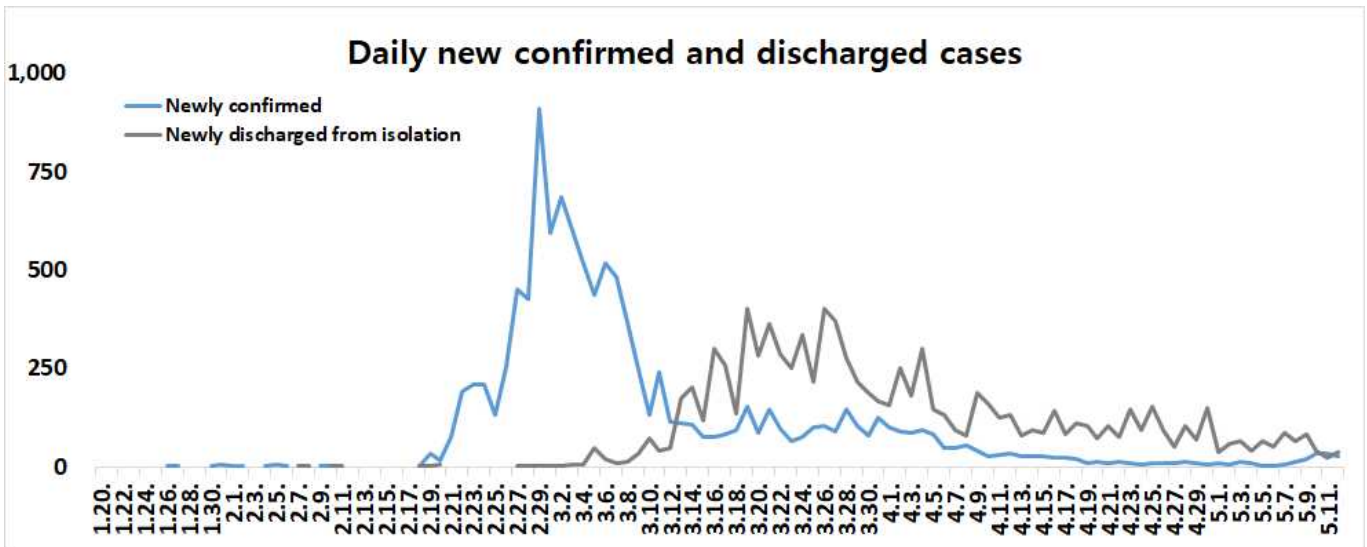
Korea Centers for Disease Control & Prevention

Updates on COVID-19 in Republic of Korea

12 May 2020

○ As of 0:00, 12 May 2020, the total number of confirmed cases is 10,936 (including 1,138 imported cases), of which 9,670 cases have been discharged from isolation. Newly confirmed cases are 27 in total.

Period (since 3 Jan)	Total	Tested positive (PCR)				Testing in progress	Tested negative (PCR)
		Confirmed	Discharged from isolation	Under isolation	Deceased		
As of 0:00 11 May (Mon)	668,492	10,909	9,632	1,021	256	10,922	646,661
As of 0:00 12 May (Tues)	680,890	10,936	9,670	1,008	258	16,330	653,624
Difference	(+)12,398	(+)27	(+)38	(-)13	(+)2	(+)5,408	(+)6,963





KCDC

Korea Centers for Disease Control & Prevention

Updates on COVID-19 in Republic of Korea

12 May 2020

○ Regional distribution of total confirmed cases:

	Total	City							
		Seoul	Busan	Daegu	Incheon	Gwangju	Daejeon	Ulsan	Sejong
Isolated	1,008	139	13	352	23	0	4	3	2
Discharged	9,670	554	125	6,331	82	30	38	40	45
Deceased	258	2	3	179	0	0	1	1	0
Subtotal	10,936	695	141	6,862	105	30	43	44	47
New (Difference)	27	12	0	1	1	0	2	0	0

	Total	Province									Other
		Gyeonggi	Gangwon	Chungbuk	Chungnam	Jeonbuk	Jeonnam	Gyeongbuk	Gyeongnam	Jeju	
Isolated	131	11	10	7	5	4	83	6	2	213	
Discharged	559	41	42	136	14	12	1,230	112	12	267	
Deceased	16	2	0	0	0	0	54	0	0	0	
Subtotal	706	54	52	143	19	16	1,367	118	14	480	
New (Difference)	8	0	0	0	0	0	1	1	0	1	

○ Case distribution and incidence rate by region:

Region	# of cases	(%)	Incidence rate (per 0.1M)	Region	# of cases	(%)	Incidence rate (per 0.1M)
Seoul	695	(6.36)	7.14	Gyeonggi	706	(6.46)	5.33
Busan	141	(1.29)	4.13	Gangwon	54	(0.49)	3.51
Daegu	6,862	(62.75)	281.63	Chungbuk	52	(0.48)	3.25
Incheon	105	(0.96)	3.55	Chungnam	143	(1.31)	6.74
Gwangju	30	(0.27)	2.06	Jeonbuk	19	(0.17)	1.05
Daejeon	43	(0.39)	2.92	Jeonnam	16	(0.15)	0.86
Ulsan	44	(0.40)	3.84	Gyeongbuk	1,367	(12.50)	51.34
Sejong	47	(0.43)	13.73	Gyeongnam	118	(1.08)	3.51
Border Screening	480	(4.39)	-	Jeju	14	(0.13)	2.09
Total				10,936 (100) 21.09			



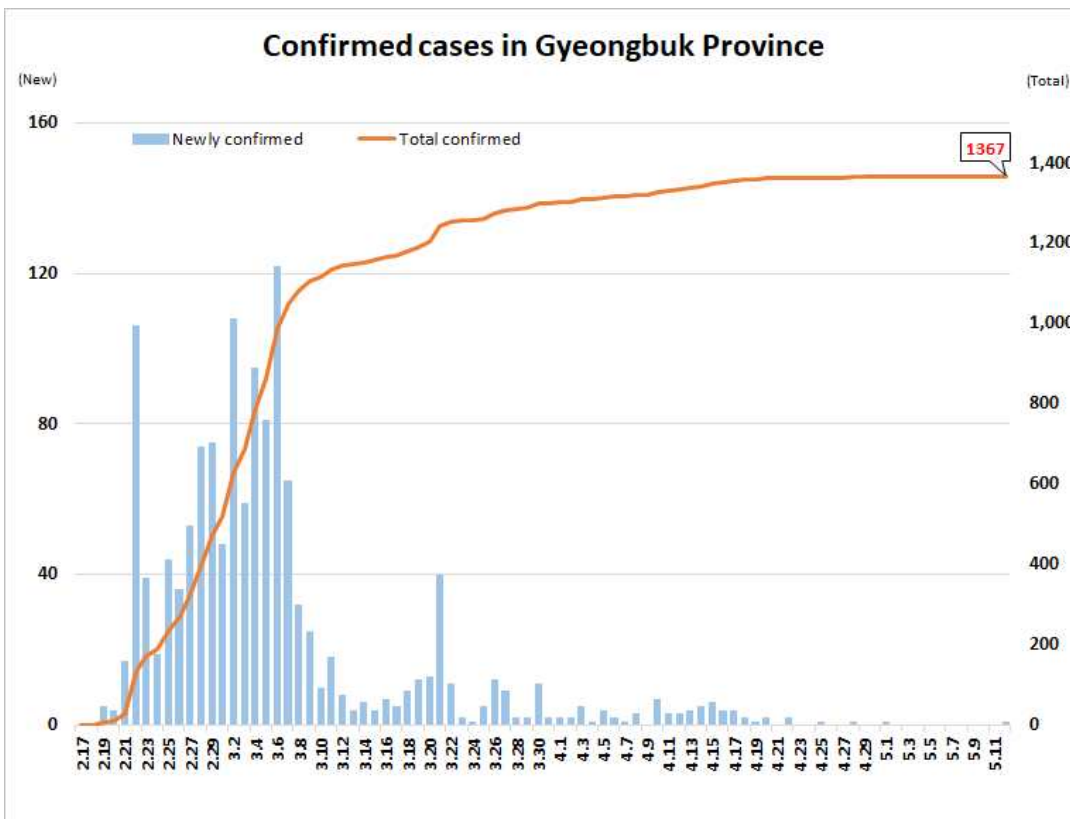
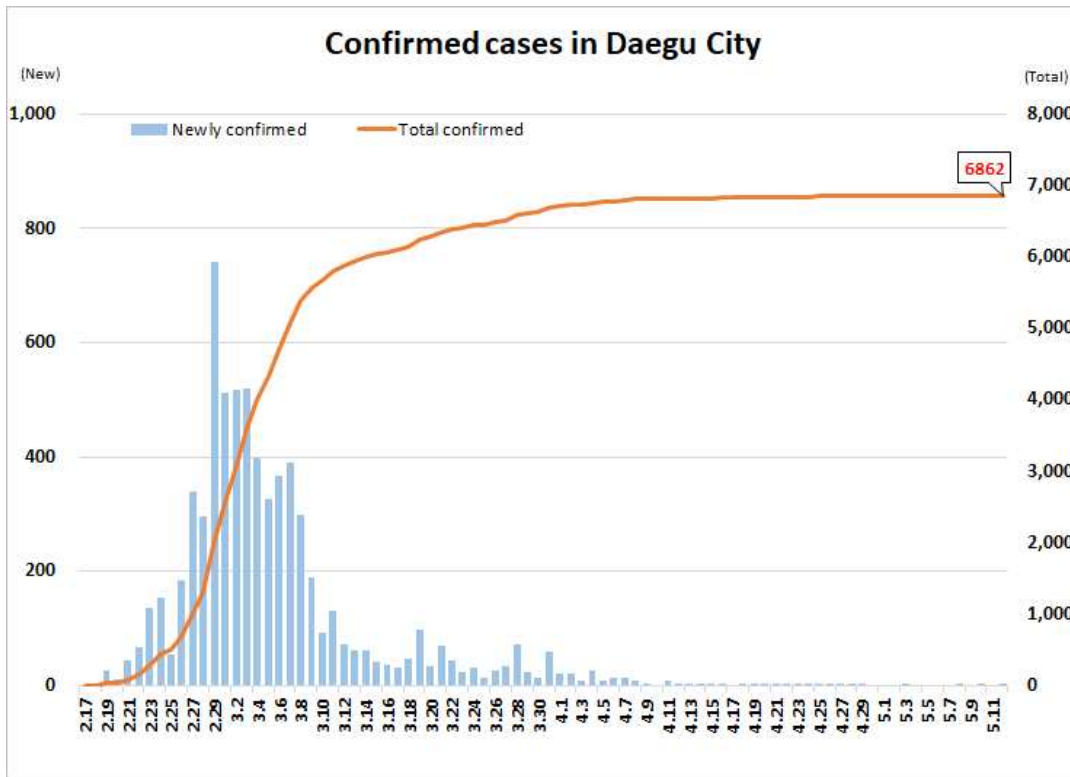
KCDC

Korea Centers for Disease Control & Prevention

Updates on COVID-19 in Republic of Korea

12 May 2020

○ Daily case trends by region:



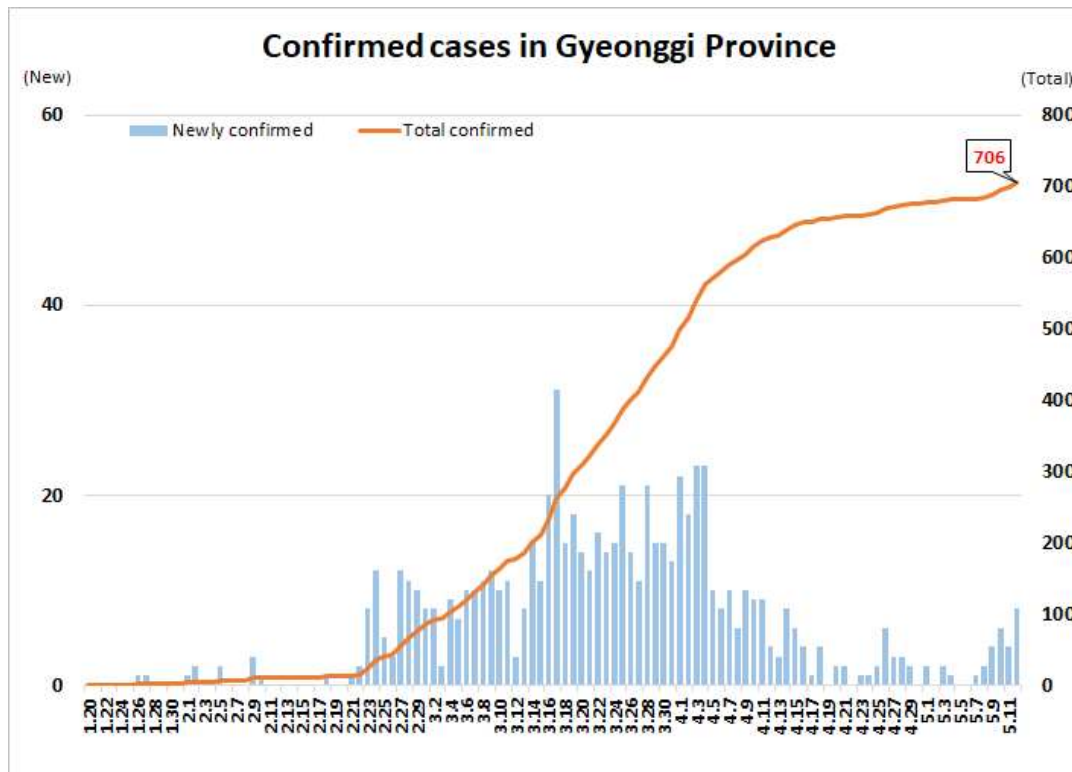
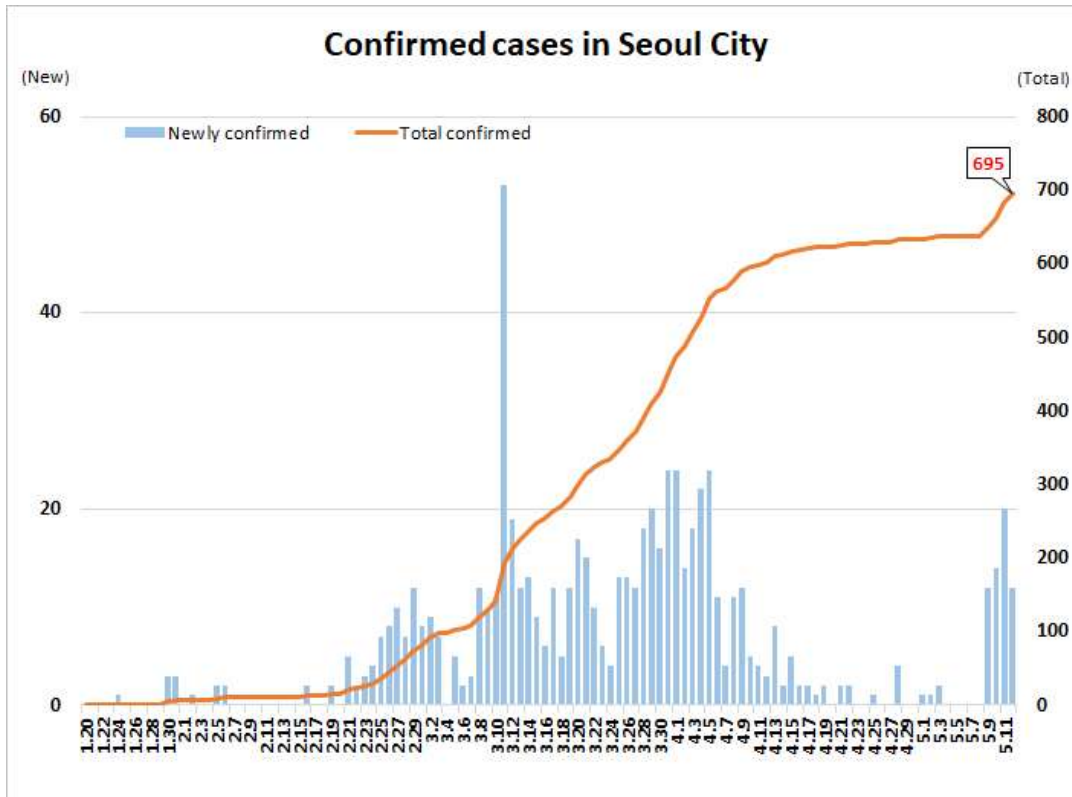


KCDC

Korea Centers for Disease Control & Prevention

Updates on COVID-19 in Republic of Korea

12 May 2020





KCDC

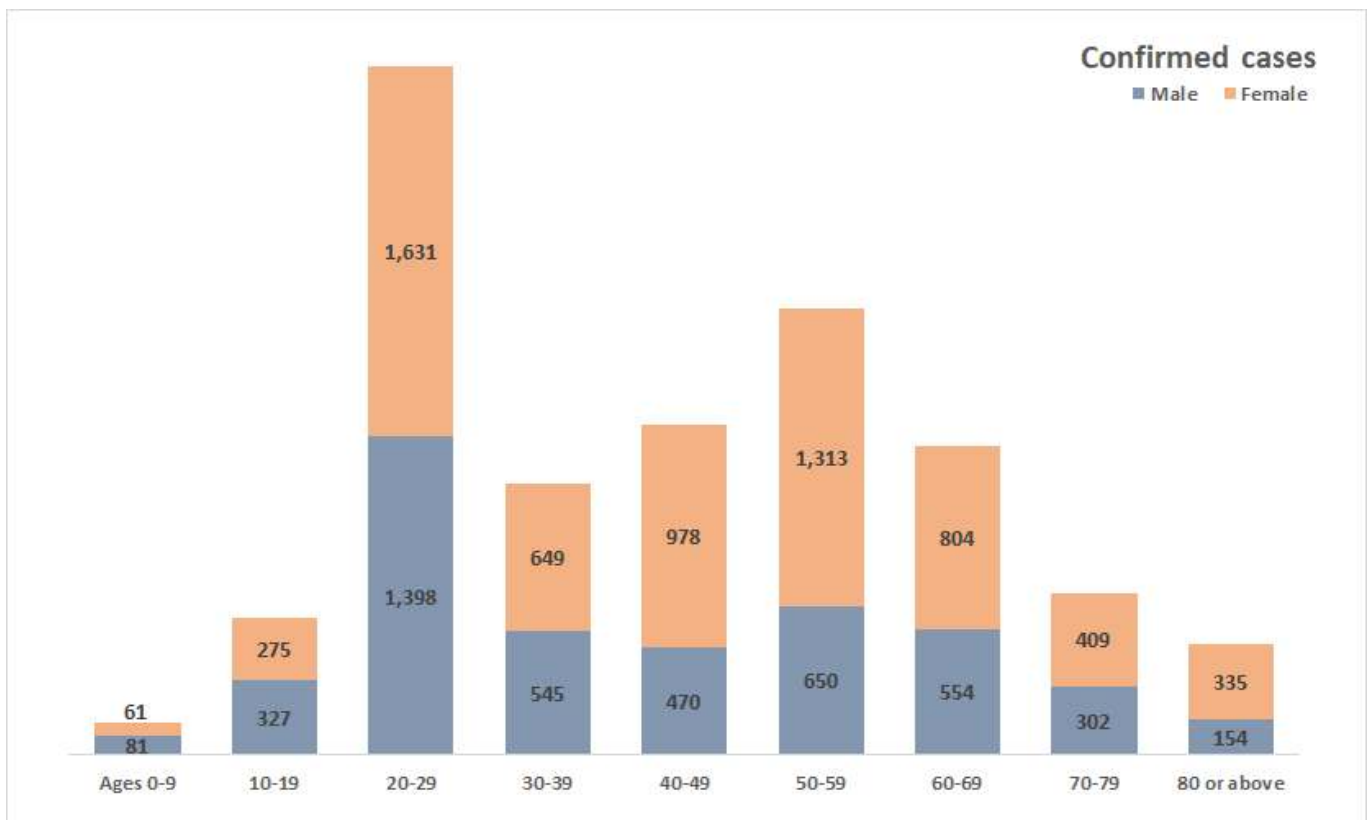
Korea Centers for Disease Control & Prevention

Updates on COVID-19 in Republic of Korea

12 May 2020

○ Case distribution by gender and age group:

		Confirmed Cases (%)	Deaths (%)	Fatality rate (%)
Total		10,936 (100)	258 (100)	2.36
Sex	Male	4,481 (40.97)	133 (51.55)	2.97
	Female	6,455 (59.03)	125 (48.45)	1.94
Age	80 or above	489 (4.47)	124 (48.06)	25.36
	70-79	711 (6.50)	77 (29.84)	10.83
	60-69	1,358 (12.42)	37 (14.34)	2.72
	50-59	1,963 (17.95)	15 (5.81)	0.76
	40-49	1,448 (13.24)	3 (1.16)	0.21
	30-39	1,194 (10.92)	2 (0.78)	0.17
	20-29	3,029 (27.70)	0 (0.00)	-
	10-19	602 (5.50)	0 (0.00)	-
	0-9	142 (1.30)	0 (0.00)	-



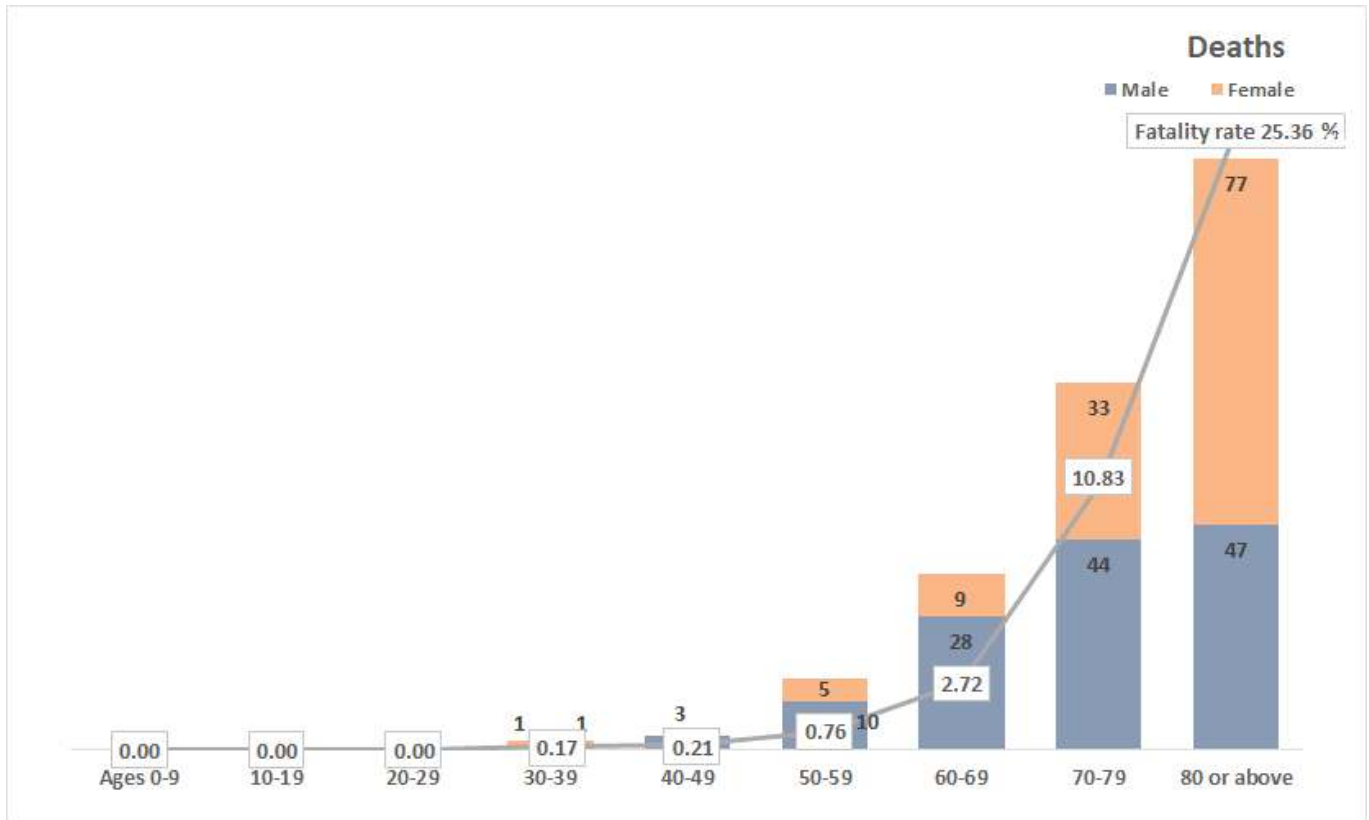


KCDC

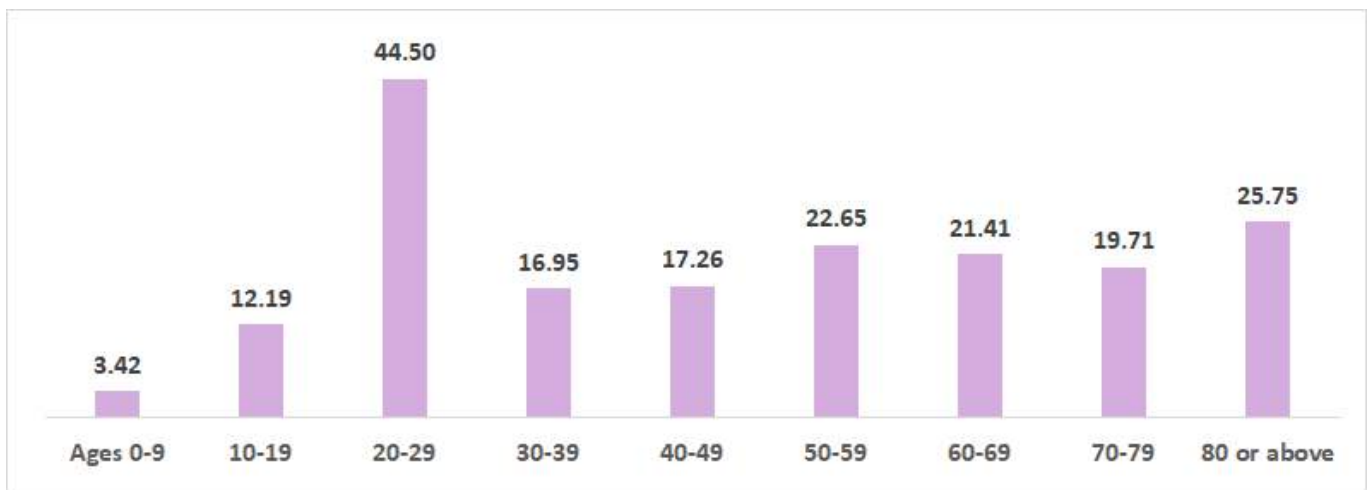
Korea Centers for Disease Control & Prevention

Updates on COVID-19 in Republic of Korea

12 May 2020



○ Incidence rate by age group (per 100,000):





KCDC

Korea Centers for Disease Control & Prevention

Updates on COVID-19 in Republic of Korea

12 May 2020

○ Imported cases:

