



KCDC

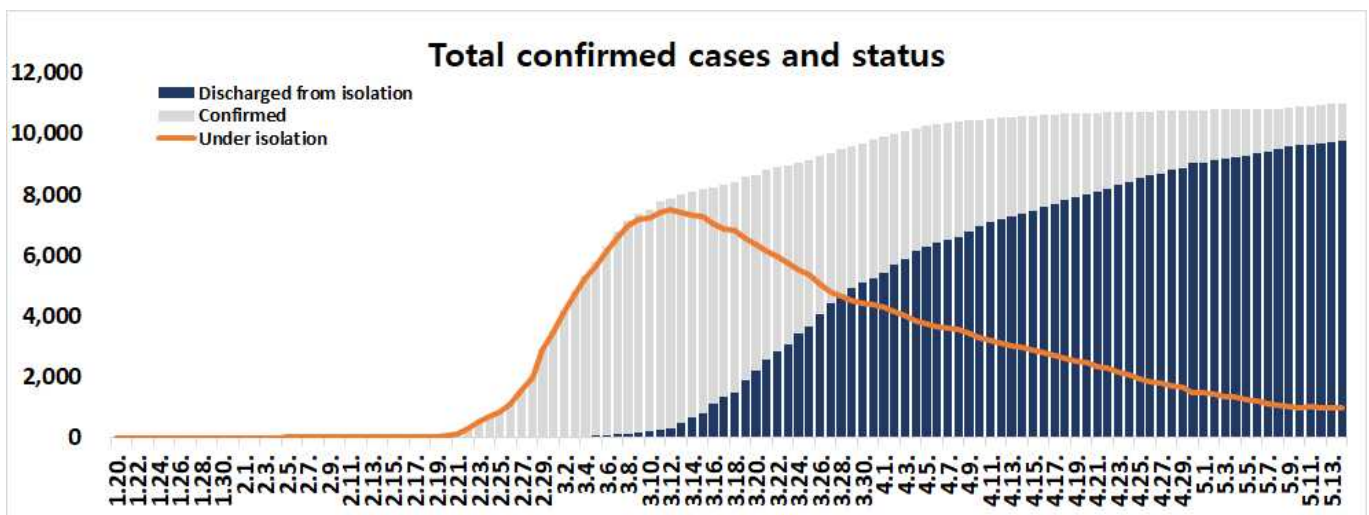
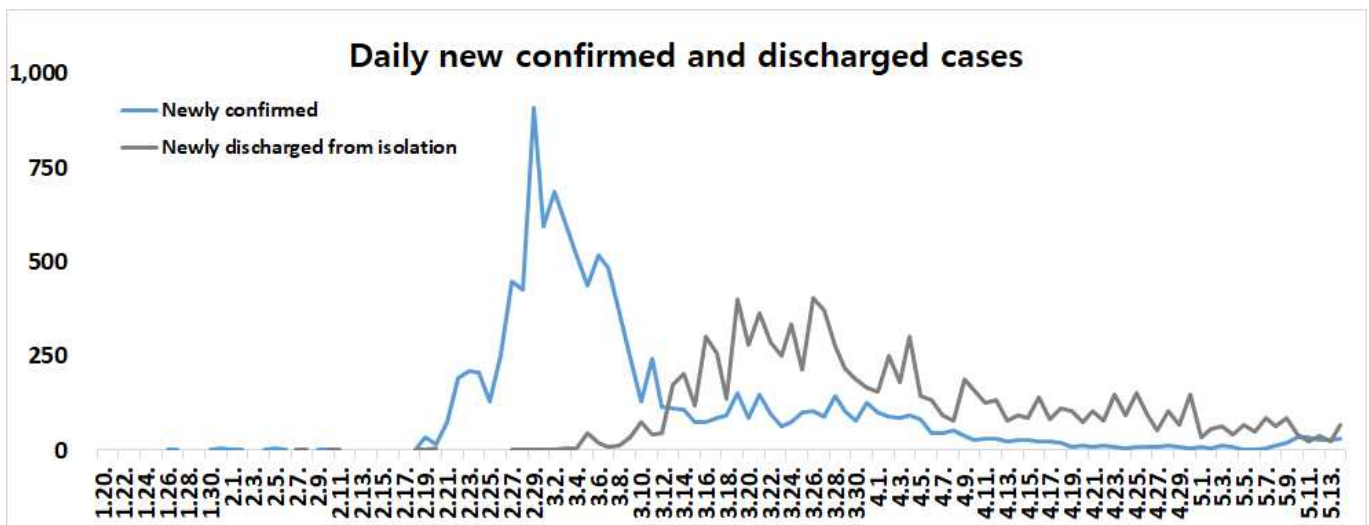
Korea Centers for Disease Control & Prevention

Updates on COVID-19 in Republic of Korea

14 May 2020

○ As of 0:00, 14 May 2020, the total number of confirmed cases is 10,991 (including 1,145 imported cases), of which 9,762 cases have been discharged from isolation. Newly confirmed cases are 29 in total.

Period (since 3 Jan)	Total	Tested positive (PCR)				Testing in progress	Tested negative (PCR)
		Confirmed	Discharged from isolation	Under isolation	Deceased		
As of 0:00 13 May (Wed)	695,920	10,962	9,695	1,008	259	19,579	665,379
As of 0:00 14 May (Thurs)	711,484	10,991	9,762	969	260	20,722	679,771
Difference	(+)15,564	(+)29	(+)67	(-)39	(+)1	(+)1,143	(+)14,392





KCDC

Korea Centers for Disease Control & Prevention

Updates on COVID-19 in Republic of Korea

14 May 2020

○ Regional distribution of total confirmed cases:

	Total	City							
		Seoul	Busan	Daegu	Incheon	Gwangju	Daejeon	Ulsan	Sejong
Isolated	969	143	14	337	34	0	3	3	1
Discharged	9,762	564	127	6,349	85	30	39	41	46
Deceased	260	4	3	179	0	0	1	1	0
Subtotal	10,991	711	144	6,865	119	30	43	45	47
New (Difference)	29	4	0	0	12	0	0	0	0

	Total	Province								
		Gyeonggi	Gangwon	Chungbuk	Chungnam	Jeonbuk	Jeonnam	Gyeongbuk	Gyeongnam	Jeju
Isolated	121	10	12	6	6	4	77	5	2	191
Discharged	577	43	43	138	14	13	1,237	114	12	290
Deceased	16	2	0	0	0	0	54	0	0	0
Subtotal	714	55	55	144	20	17	1,368	119	14	481
New (Difference)	6	1	3	1	0	1	1	0	0	0

○ Case distribution and incidence rate by region:

Region	# of cases	(%)	Incidence rate (per 0.1M)	Region	# of cases	(%)	Incidence rate (per 0.1M)
Seoul	711	(6.47)	7.30	Gyeonggi	714	(6.50)	5.39
Busan	144	(1.31)	4.22	Gangwon	55	(0.50)	3.57
Daegu	6,865	(62.46)	281.76	Chungbuk	55	(0.50)	3.44
Incheon	119	(1.08)	4.03	Chungnam	144	(1.31)	6.78
Gwangju	30	(0.27)	2.06	Jeonbuk	20	(0.18)	1.10
Daejeon	43	(0.39)	2.92	Jeonnam	17	(0.15)	0.91
Ulsan	45	(0.41)	3.92	Gyeongbuk	1,368	(12.45)	51.38
Sejong	47	(0.43)	13.73	Gyeongnam	119	(1.08)	3.54
Border Screening	481	(4.38)	-	Jeju	14	(0.13)	2.09
Total				10,991 (100) 21.20			



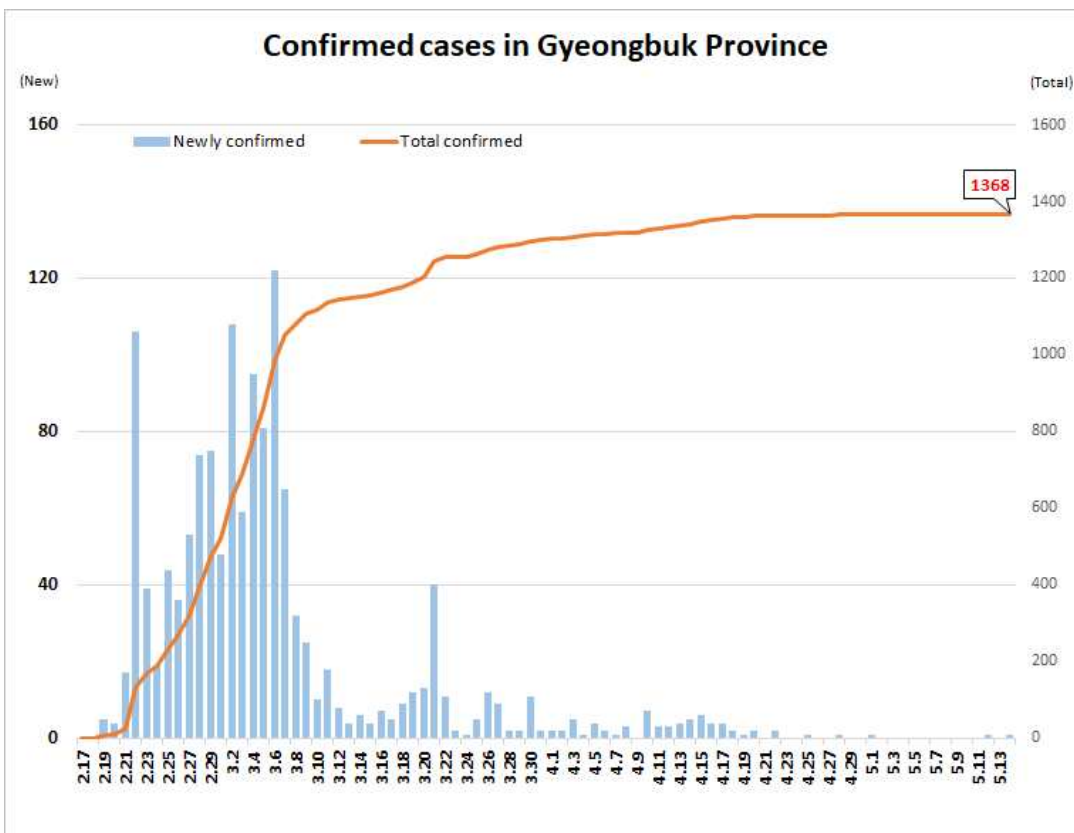
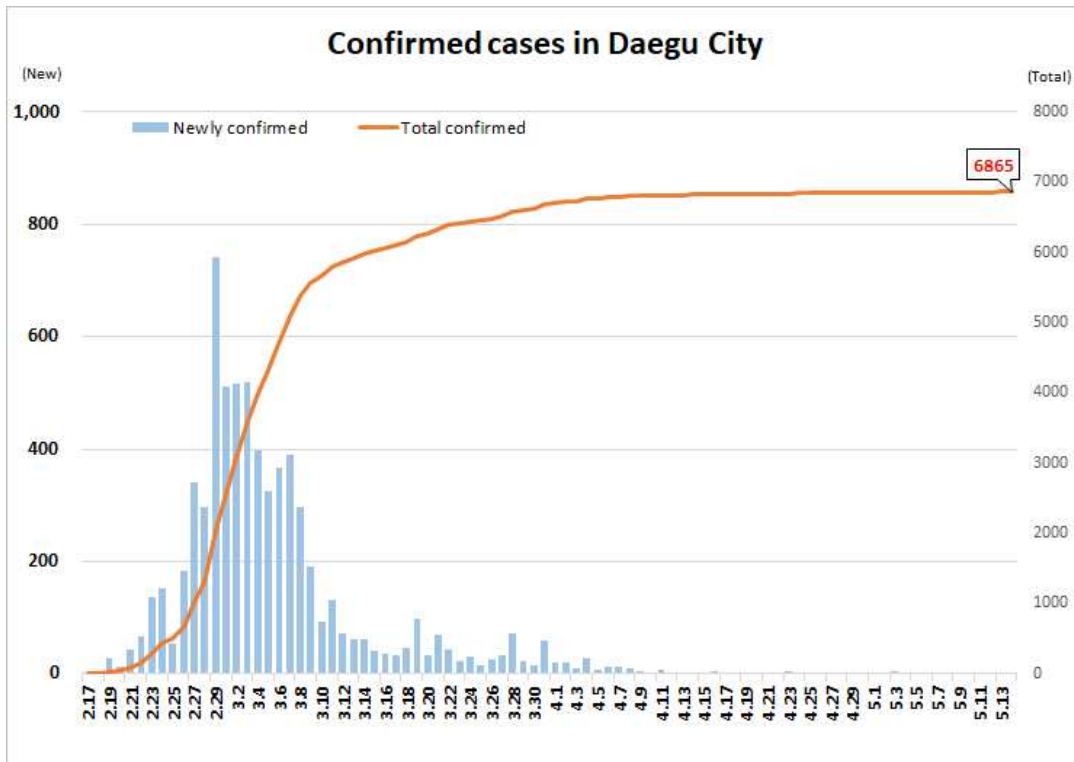
KCDC

Korea Centers for Disease Control & Prevention

Updates on COVID-19 in Republic of Korea

14 May 2020

○ Daily case trends by region:



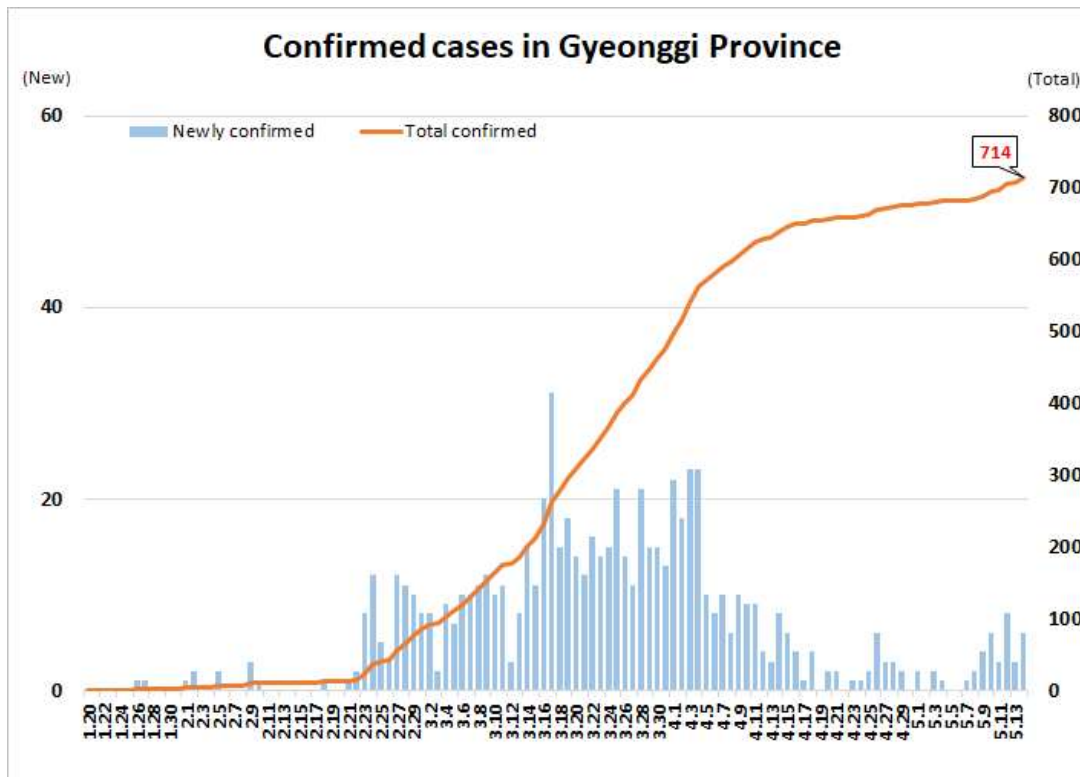
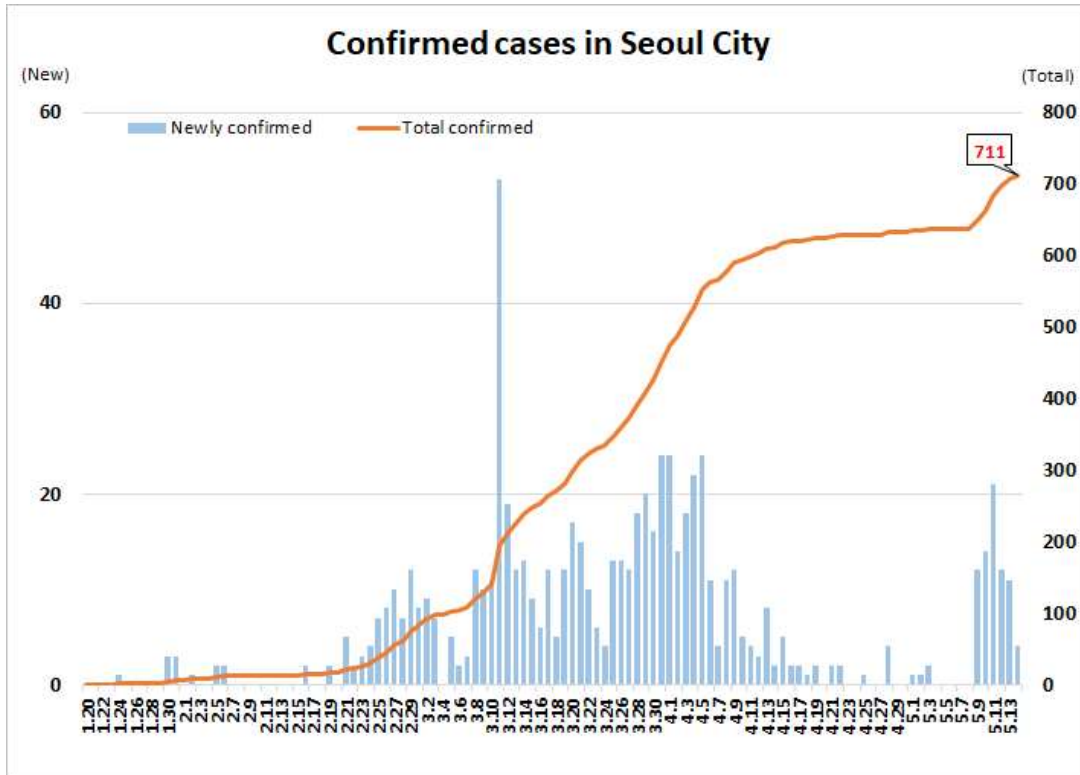


KCDC

Korea Centers for Disease Control & Prevention

Updates on COVID-19 in Republic of Korea

14 May 2020





KCDC

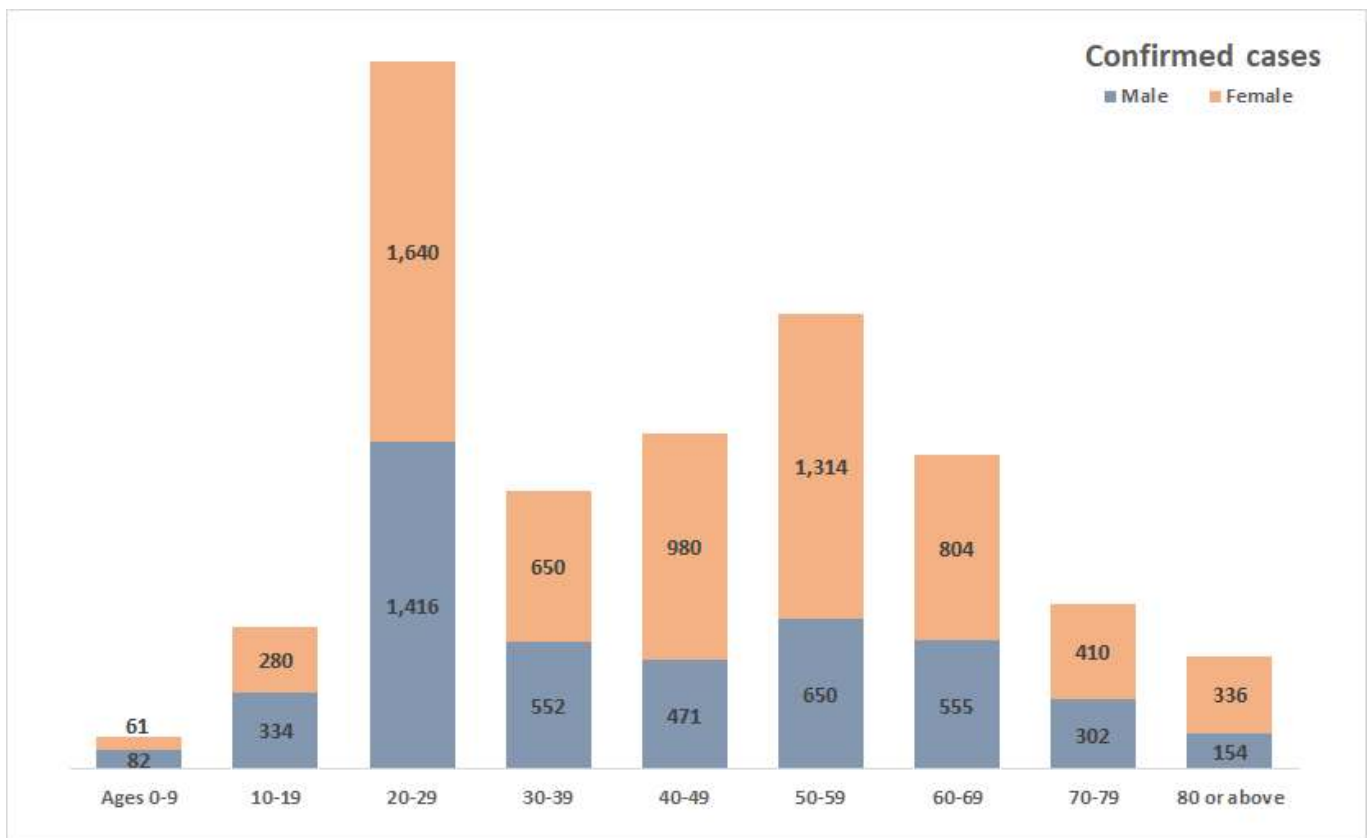
Korea Centers for Disease Control & Prevention

Updates on COVID-19 in Republic of Korea

14 May 2020

○ Case distribution by gender and age group:

		Confirmed Cases (%)	Deaths (%)	Fatality rate (%)
Total		10,991 (100)	260 (100)	2.37
Sex	Male	4,516 (41.09)	135 (51.92)	2.99
	Female	6,475 (58.91)	125 (48.08)	1.93
Age	80 or above	490 (4.46)	125 (48.08)	25.51
	70-79	712 (6.48)	77 (29.62)	10.81
	60-69	1,359 (12.36)	38 (14.62)	2.80
	50-59	1,964 (17.87)	15 (5.77)	0.76
	40-49	1,451 (13.20)	3 (1.15)	0.21
	30-39	1,202 (10.94)	2 (0.77)	0.17
	20-29	3,056 (27.80)	0 (0.00)	-
	10-19	614 (5.59)	0 (0.00)	-
	0-9	143 (1.30)	0 (0.00)	-



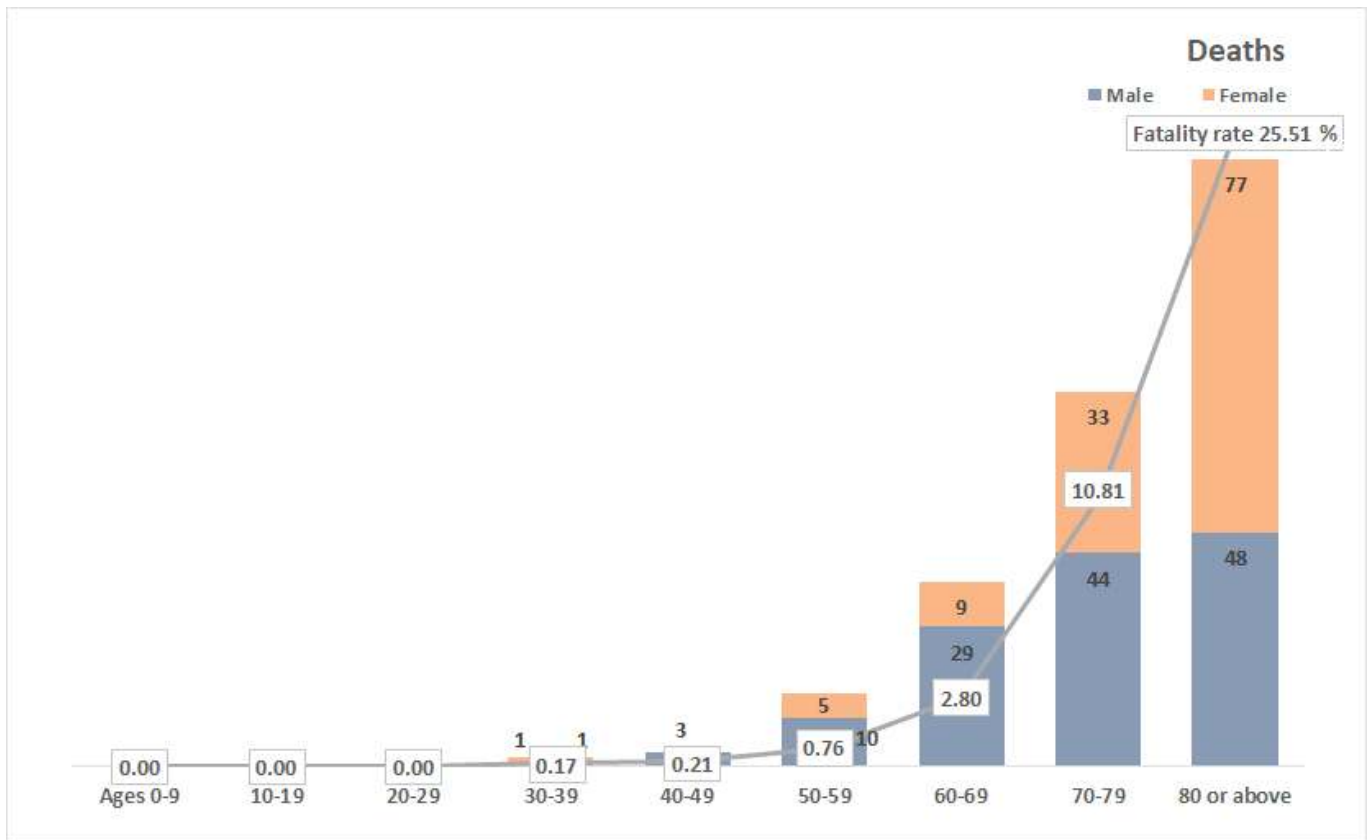


KCDC

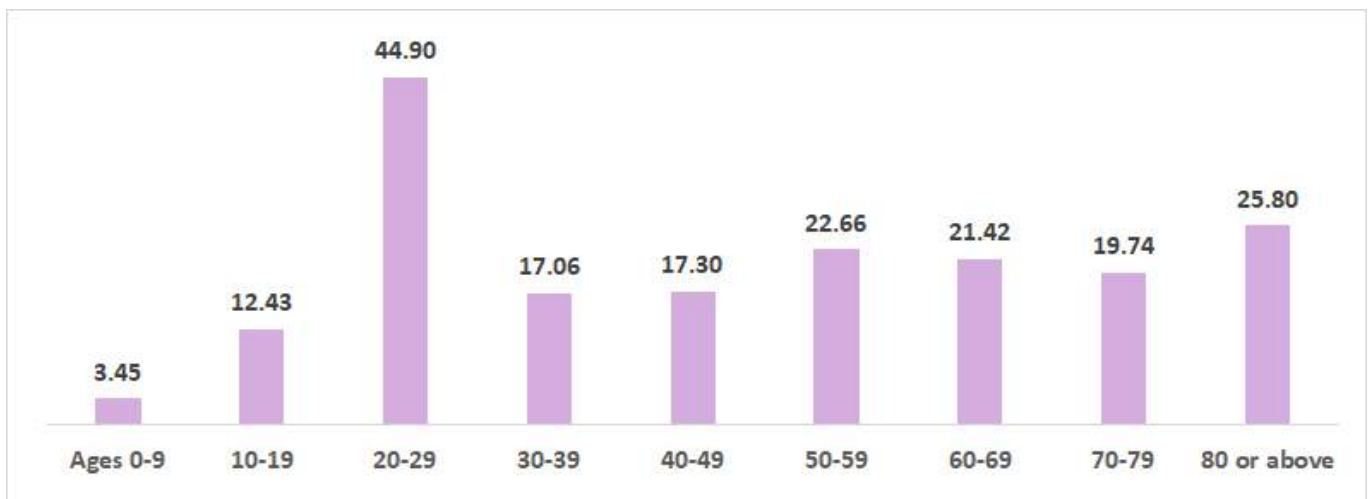
Korea Centers for Disease Control & Prevention

Updates on COVID-19 in Republic of Korea

14 May 2020



○ Incidence rate by age group (per 100,000):





KCDC

Korea Centers for Disease Control & Prevention

Updates on COVID-19 in Republic of Korea

14 May 2020

○ Imported cases:

