



KCDC

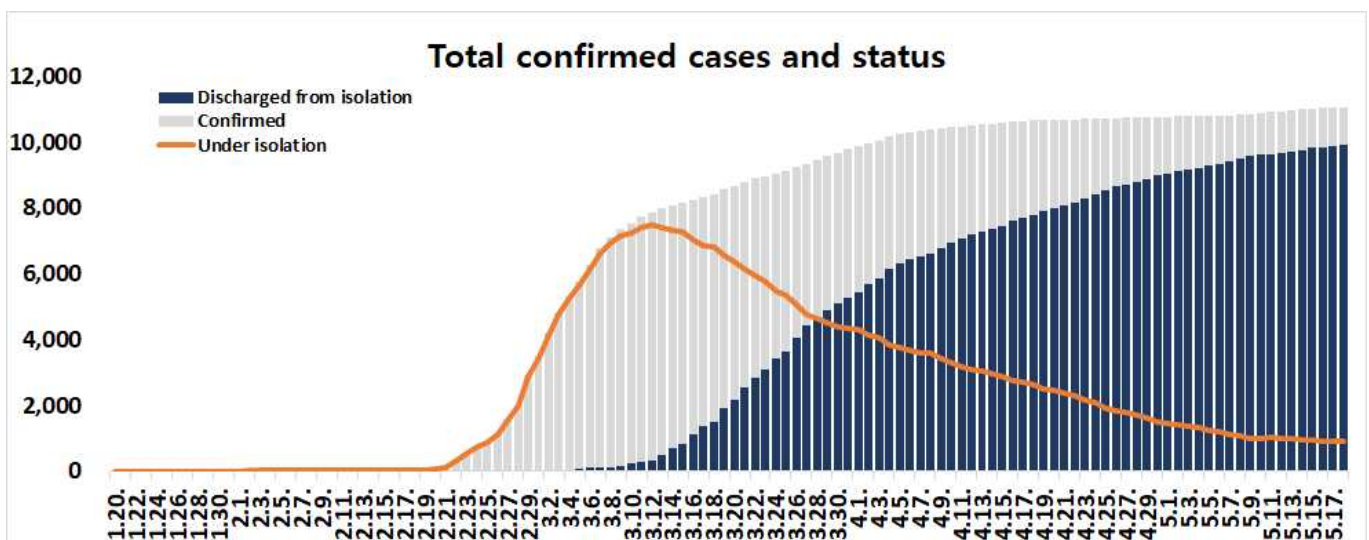
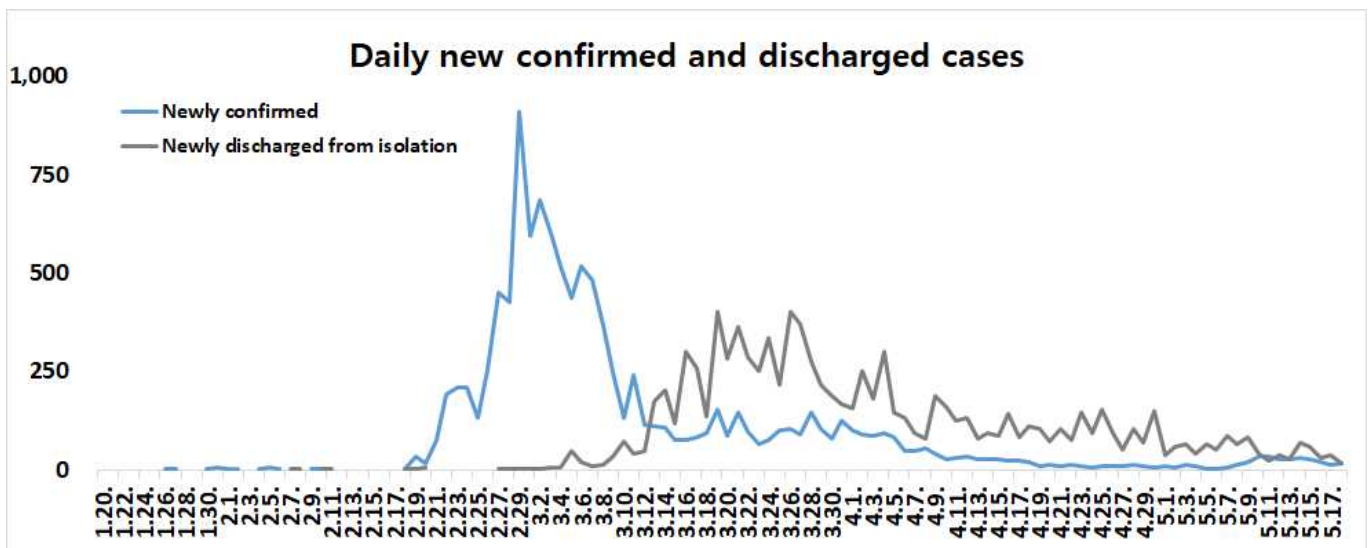
Korea Centers for Disease Control & Prevention

Updates on COVID-19 in Republic of Korea

18 May 2020

○ As of 0:00, 18 May 2020, the total number of confirmed cases is 11,065 (including 1,177 imported cases), of which 9,904 cases (89.5%) have been discharged from isolation. Newly confirmed cases are 15 in total.

Period (since 3 Jan)	Total	Tested positive (PCR)				Testing in progress	Tested negative (PCR)
		Confirmed	Discharged from isolation	Under isolation	Deceased		
As of 0:00 17 May (Sun)	747,653	11,050	9,888	900	262	17,660	718,943
As of 0:00 18 May (Mon)	753,211	11,065	9,904	898	263	16,093	726,053
Difference	(+)5,558	(+)15	(+)16	(-)2	(+)1	(-)1,567	(+)7,110





KCDC

Korea Centers for Disease Control & Prevention

Updates on COVID-19 in Republic of Korea

18 May 2020

○ Regional distribution of total confirmed cases:

	Total	City							
		Seoul	Busan	Daegu	Incheon	Gwangju	Daejeon	Ulsan	Sejong
Isolated	898	153	11	313	38	0	4	3	0
Discharged	9,904	579	130	6,376	86	30	39	41	47
Deceased	263	4	3	182	0	0	1	1	0
Subtotal	11,065	736	144	6,871	124	30	44	45	47
New (Difference)	15	1	0	1	0	0	0	0	0

	Total	Province								
		Gyeonggi	Gangwon	Chungbuk	Chungnam	Jeonbuk	Jeonnam	Gyeongbuk	Gyeongnam	Jeju
Isolated	108	7	16	4	2	4	57	5	3	170
Discharged	600	46	43	140	18	14	1,257	116	11	331
Deceased	16	2	0	0	0	0	54	0	0	0
Subtotal	724	55	59	144	20	18	1,368	121	14	501
New (Difference)	3	0	3	0	0	0	0	0	0	7

○ Case distribution and incidence rate by region:

Region	# of cases	(%)	Incidence rate (per 0.1M)	Region	# of cases	(%)	Incidence rate (per 0.1M)
Seoul	736	(6.65)	7.56	Gyeonggi	724	(6.54)	5.46
Busan	144	(1.30)	4.22	Gangwon	55	(0.50)	3.57
Daegu	6,871	(62.10)	282.00	Chungbuk	59	(0.53)	3.69
Incheon	124	(1.12)	4.19	Chungnam	144	(1.30)	6.78
Gwangju	30	(0.27)	2.06	Jeonbuk	20	(0.18)	1.10
Daejeon	44	(0.40)	2.98	Jeonnam	18	(0.16)	0.97
Ulsan	45	(0.41)	3.92	Gyeongbuk	1,368	(12.36)	51.38
Sejong	47	(0.42)	13.73	Gyeongnam	121	(1.09)	3.60
Border Screening	501	(4.53)	-	Jeju	14	(0.13)	2.09
Total				11,065 (100) 21.34			



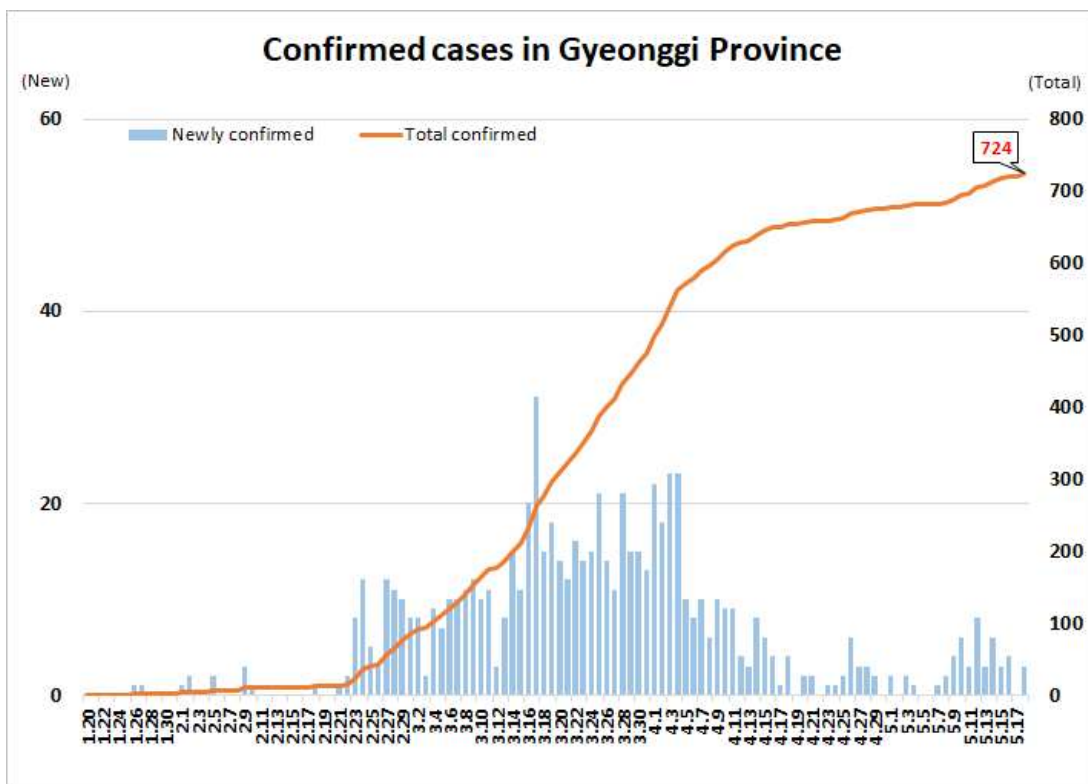
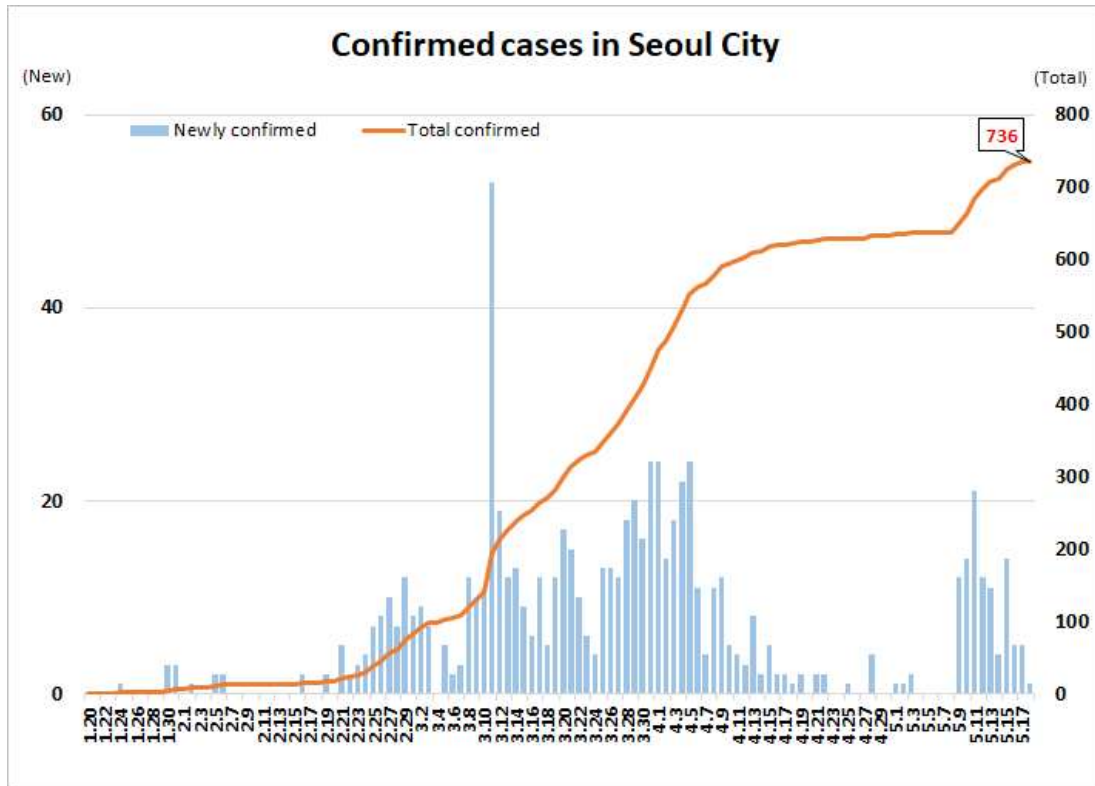
KCDC

Korea Centers for Disease Control & Prevention

Updates on COVID-19 in Republic of Korea

18 May 2020

○ Daily case trends by region:



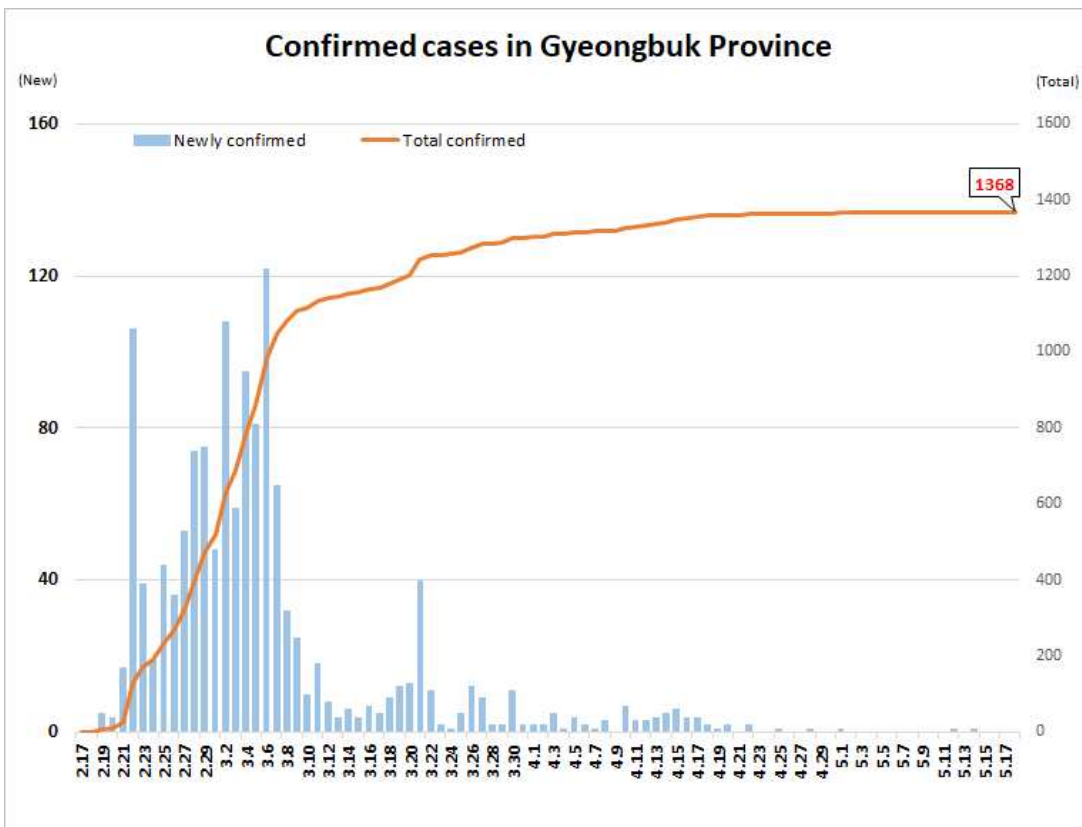
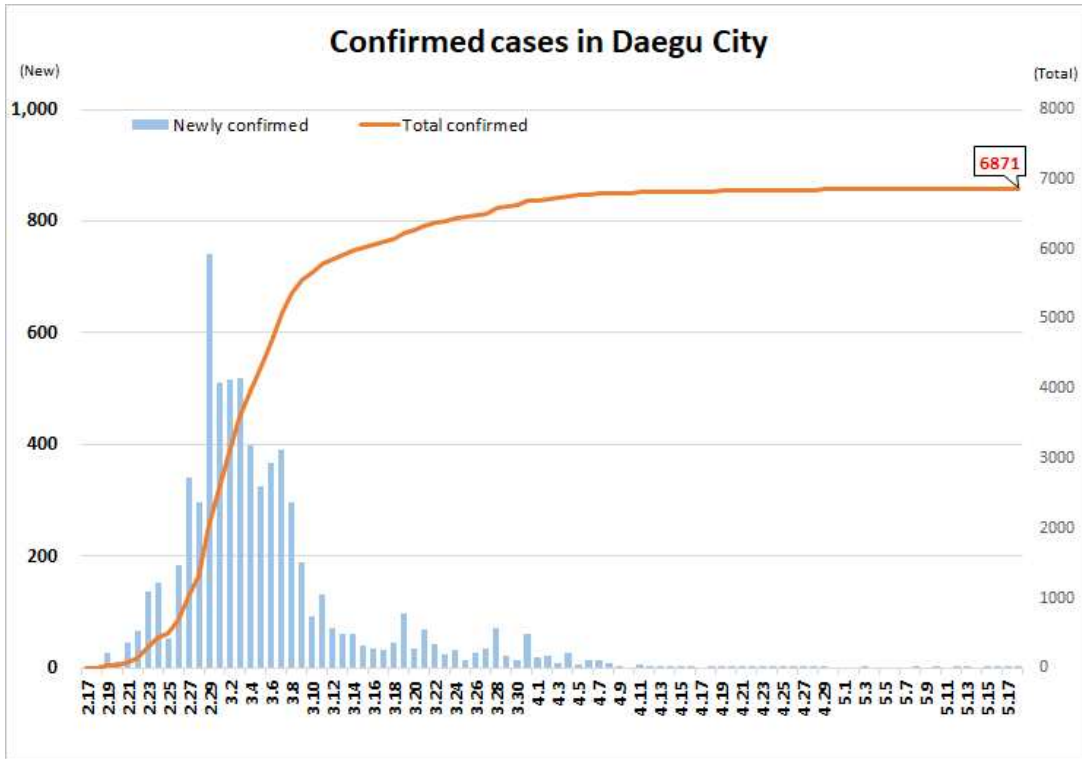


KCDC

Korea Centers for Disease Control & Prevention

Updates on COVID-19 in Republic of Korea

18 May 2020





KCDC

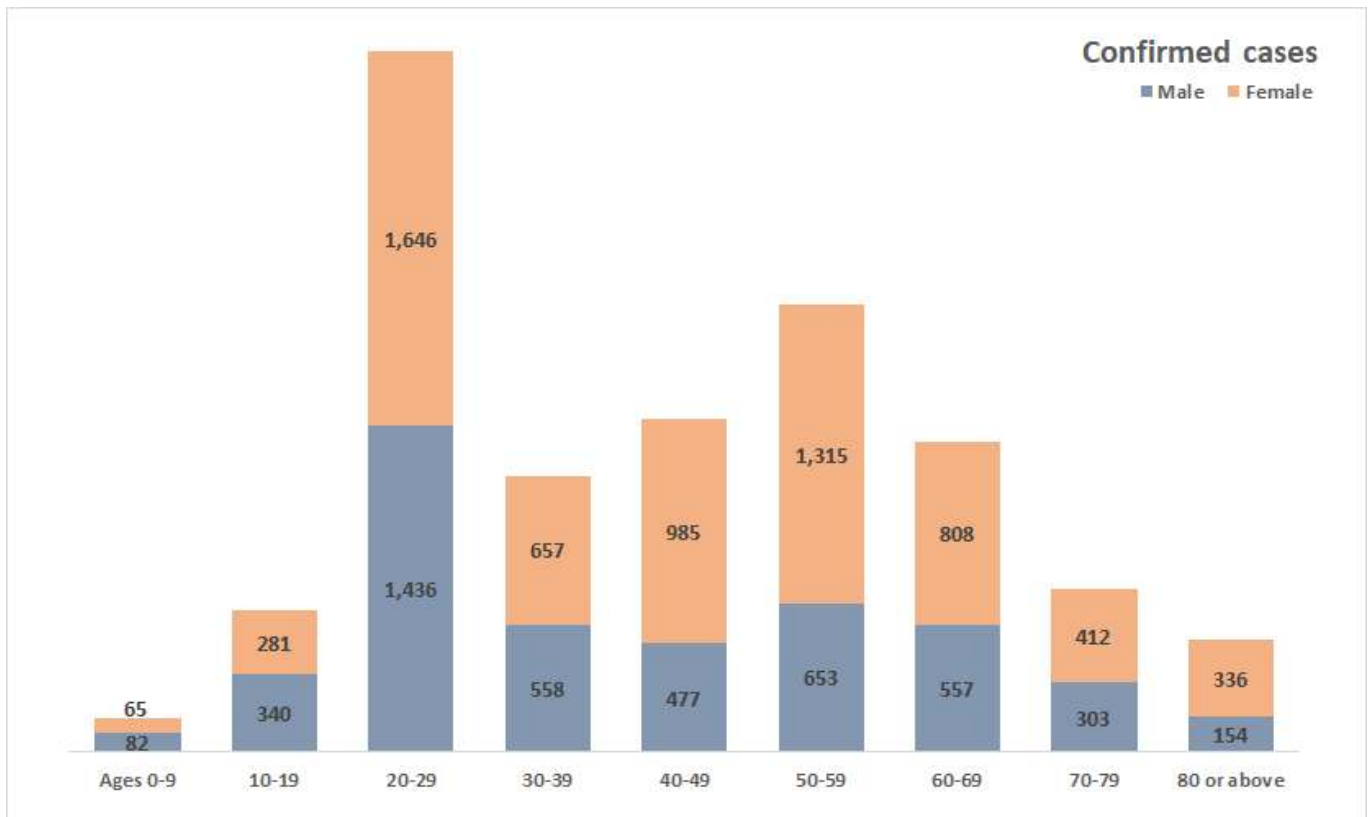
Korea Centers for Disease Control & Prevention

Updates on COVID-19 in Republic of Korea

18 May 2020

○ Case distribution by gender and age group:

		Confirmed Cases (%)	Deaths (%)	Fatality rate (%)
Total		11,065 (100)	263 (100)	2.38
Sex	Male	4,560 (41.21)	137 (52.09)	3.00
	Female	6,505 (58.79)	126 (47.91)	1.94
Age	80 or above	490 (4.43)	127 (48.29)	25.92
	70-79	715 (6.46)	78 (29.66)	10.91
	60-69	1,365 (12.34)	38 (14.45)	2.78
	50-59	1,968 (17.79)	15 (5.70)	0.76
	40-49	1,462 (13.21)	3 (1.14)	0.21
	30-39	1,215 (10.98)	2 (0.76)	0.16
	20-29	3,082 (27.85)	0 (0.00)	-
	10-19	621 (5.61)	0 (0.00)	-
	0-9	147 (1.33)	0 (0.00)	-



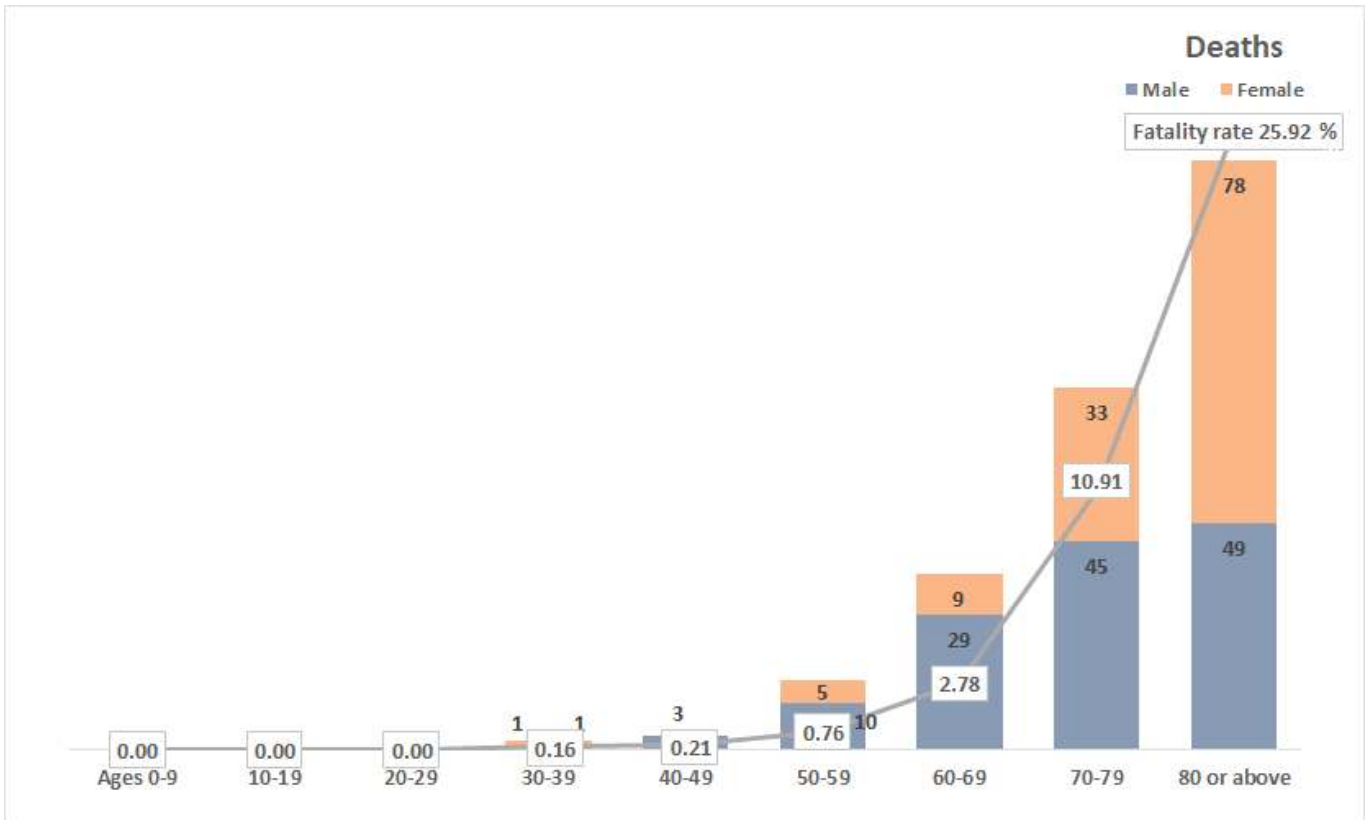


KCDC

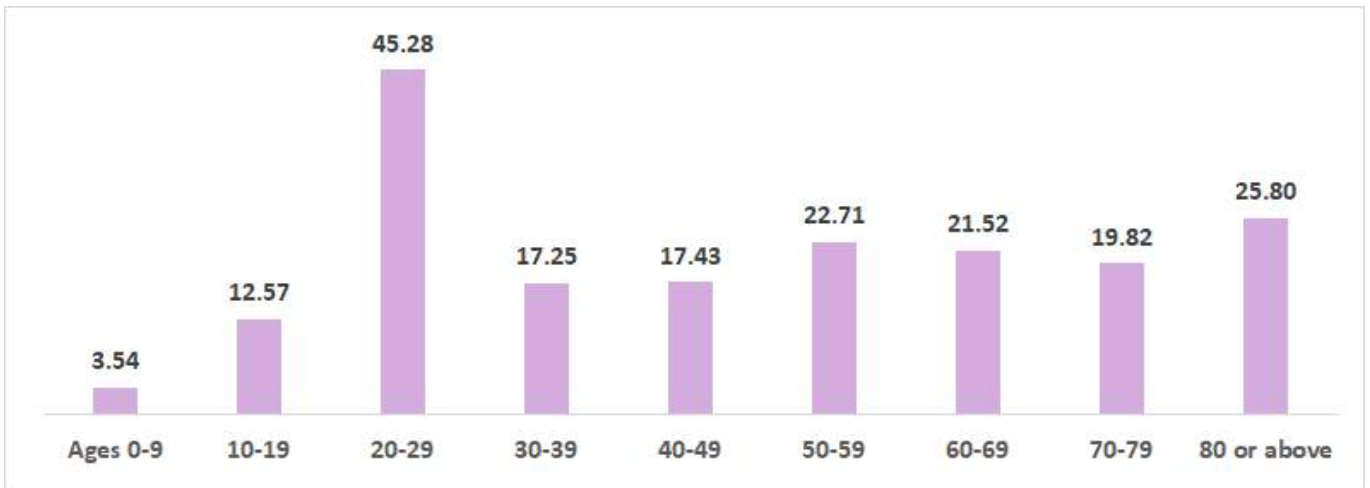
Korea Centers for Disease Control & Prevention

Updates on COVID-19 in Republic of Korea

18 May 2020



○ Incidence rate by age group (per 100,000):





KCDC

Korea Centers for Disease Control & Prevention

Updates on COVID-19 in Republic of Korea

18 May 2020

○ Imported cases:

