



KCDC

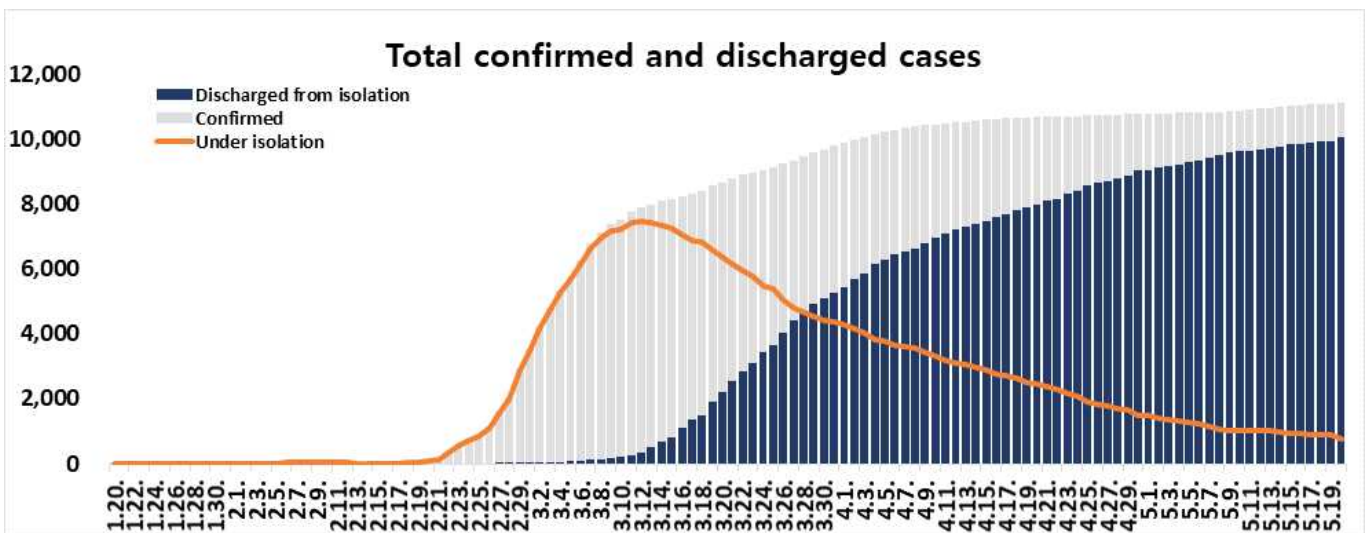
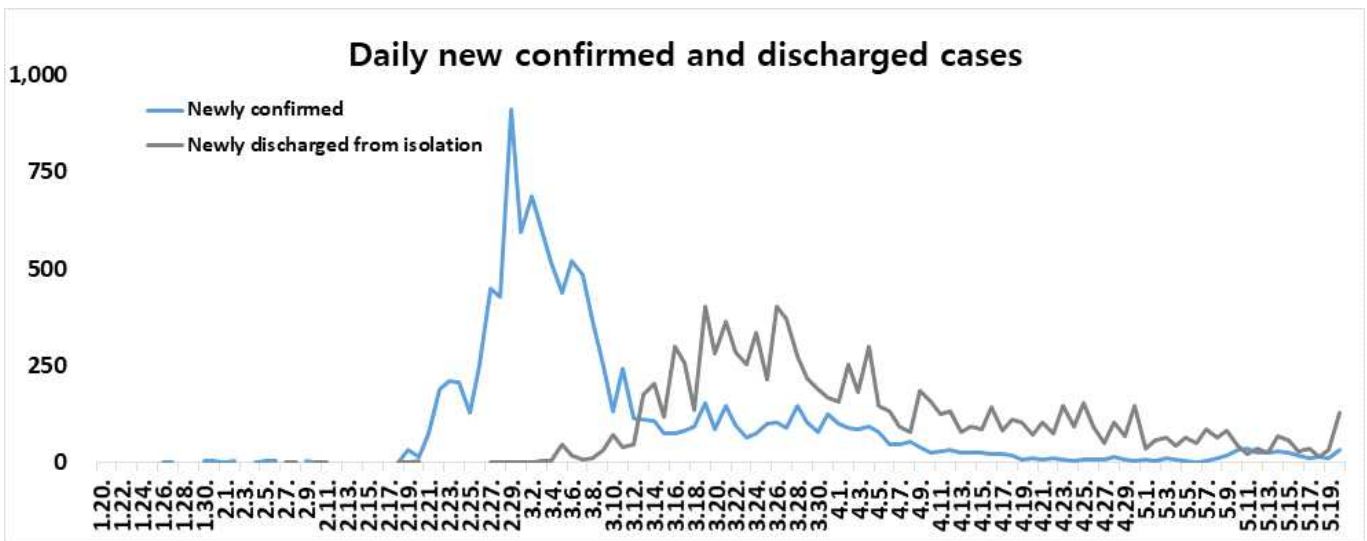
Korea Centers for Disease Control & Prevention

# Updates on COVID-19 in Republic of Korea

20 May 2020

○ As of 0:00, 20 May 2020, the total number of confirmed cases is 11,110 (including 1,189 imported cases), of which 10,066 cases have been discharged from isolation. Newly confirmed cases are 32 in total.

Period (since 3 Jan)	Total	Tested positive (PCR)				Testing in progress	Tested negative (PCR)
		Confirmed	Discharged from isolation	Under isolation	Deceased		
As of 0:00 19 May (Tues)	765,574	11,078	9,938	877	263	16,925	737,571
<b>As of 0:00 20 May (Wed)</b>	776,433	11,110	10,066	781	263	16,351	748,972
<b>Difference</b>	(+)10,859	(+)32	(+)128	(-)96	0	(-)574	(+)11,401





KCDC

Korea Centers for Disease Control & Prevention

# Updates on COVID-19 in Republic of Korea

20 May 2020

○ Regional distribution of total confirmed cases:

	Total	City							
		Seoul	Busan	Daegu	Incheon	Gwangju	Daejeon	Ulsan	Sejong
Isolated	781	156	10	219	46	0	4	6	0
Discharged	10,066	592	131	6,471	88	30	39	42	47
Deceased	263	4	3	182	0	0	1	1	0
<b>Subtotal</b>	<b>11,110</b>	<b>752</b>	<b>144</b>	<b>6,872</b>	<b>134</b>	<b>30</b>	<b>44</b>	<b>49</b>	<b>47</b>
New (Difference)	32	10	0	1	8	0	0	0	0

	Total	Province								
		Gyeonggi	Gangwon	Chungbuk	Chungnam	Jeonbuk	Jeonnam	Gyeongbuk	Gyeongnam	Jeju
Isolated	108	6	15	3	2	4	43	4	1	154
Discharged	611	47	44	141	19	14	1,271	117	13	349
Deceased	16	2	0	0	0	0	54	0	0	0
<b>Subtotal</b>	<b>735</b>	<b>55</b>	<b>59</b>	<b>144</b>	<b>21</b>	<b>18</b>	<b>1,368</b>	<b>121</b>	<b>14</b>	<b>503</b>
New (Difference)	10	0	0	0	1	0	0	0	0	2

○ Case distribution and incidence rate by region:

Region	# of cases	(%)	Incidence rate (per 0.1M)	Region	# of cases	(%)	Incidence rate (per 0.1M)
Seoul	752	(6.77)	7.73	Gyeonggi	735	(6.62)	5.55
Busan	144	(1.30)	4.22	Gangwon	55	(0.50)	3.57
Daegu	6,872	(61.85)	282.05	Chungbuk	59	(0.53)	3.69
Incheon	134	(1.21)	4.53	Chungnam	144	(1.30)	6.78
Gwangju	30	(0.27)	2.06	Jeonbuk	21	(0.19)	1.16
Daejeon	44	(0.40)	2.98	Jeonnam	18	(0.16)	0.97
Ulsan	49	(0.44)	4.27	Gyeongbuk	1,368	(12.31)	51.38
Sejong	47	(0.42)	13.73	Gyeongnam	121	(1.09)	3.60
Border Screening	503	(4.53)	-	Jeju	14	(0.13)	2.09
<b>Total</b>				<b>11,110 (100) 21.43</b>			



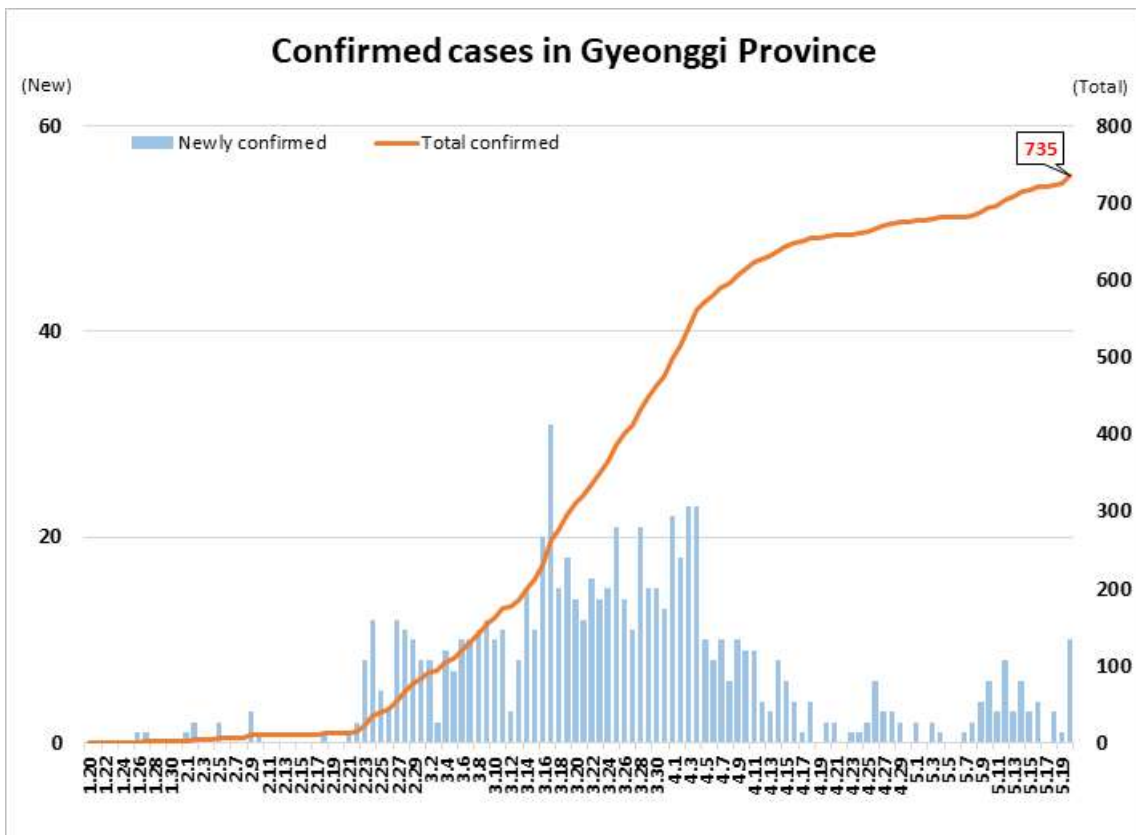
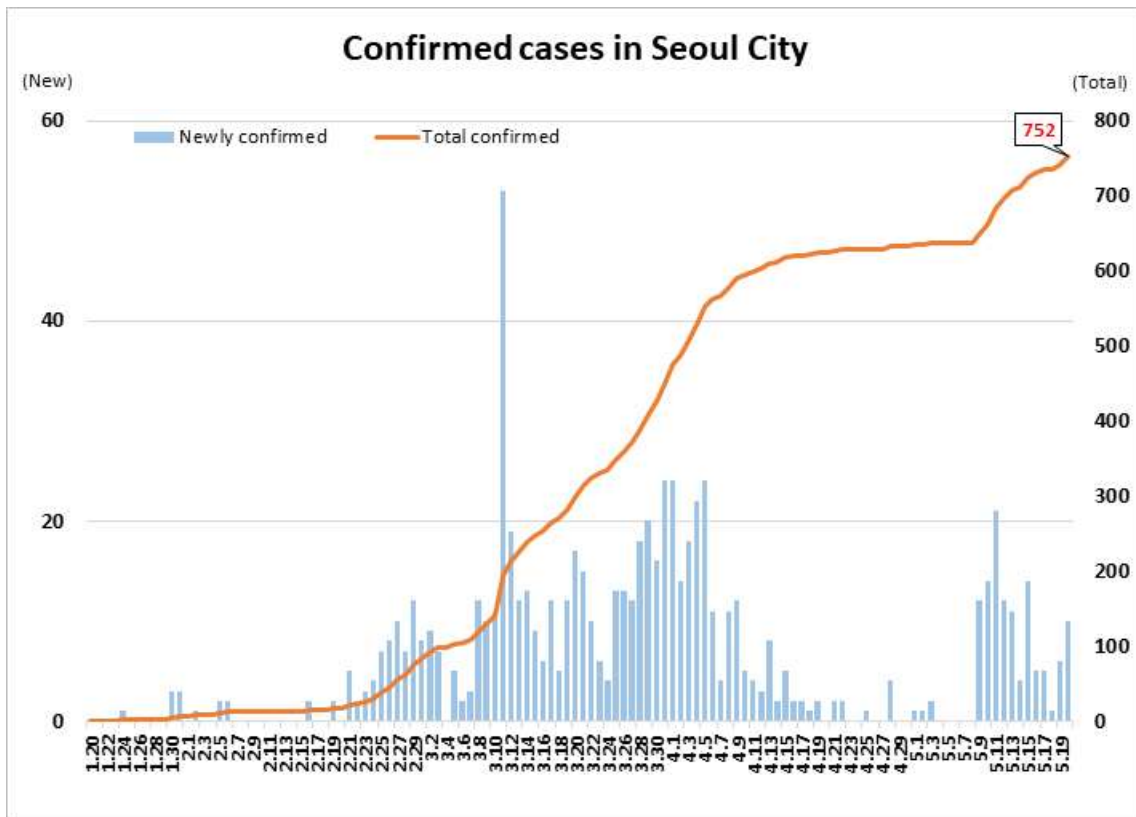
KCDC

Korea Centers for Disease Control & Prevention

# Updates on COVID-19 in Republic of Korea

20 May 2020

## ○ Daily case trends by region:



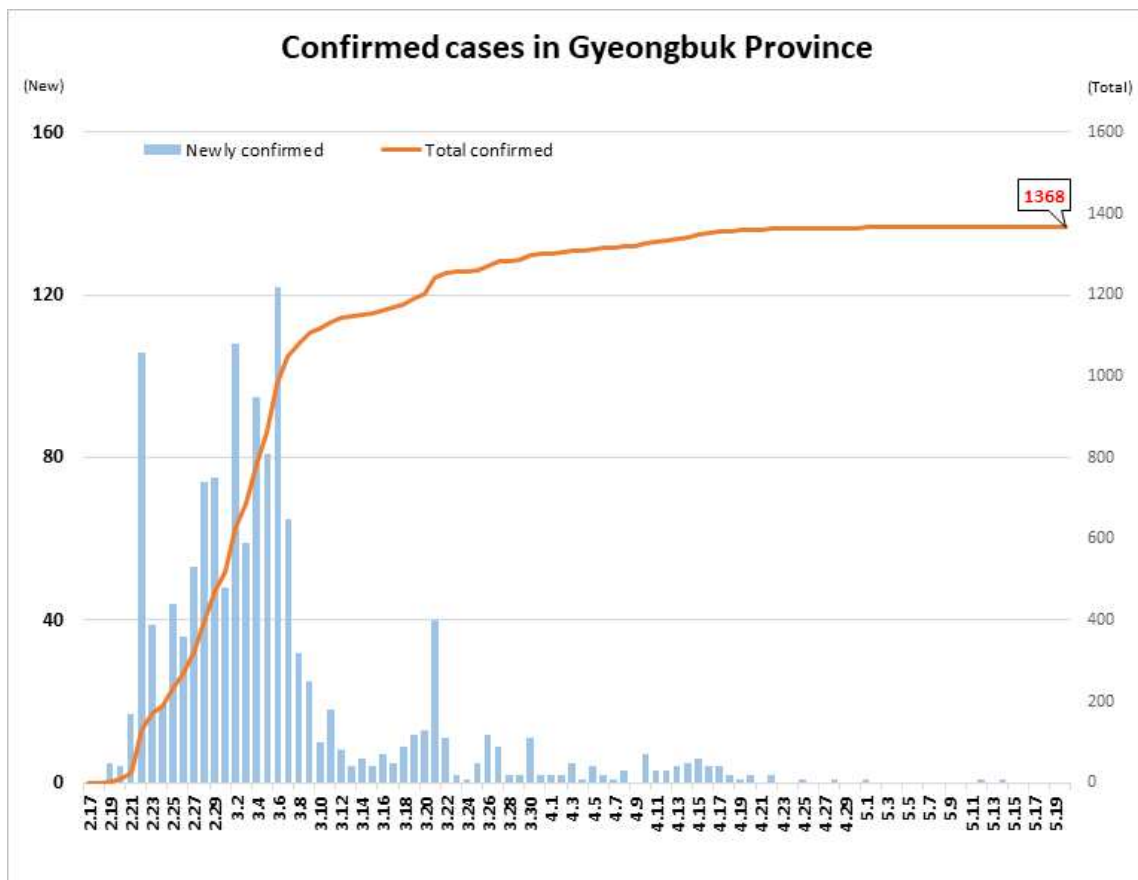
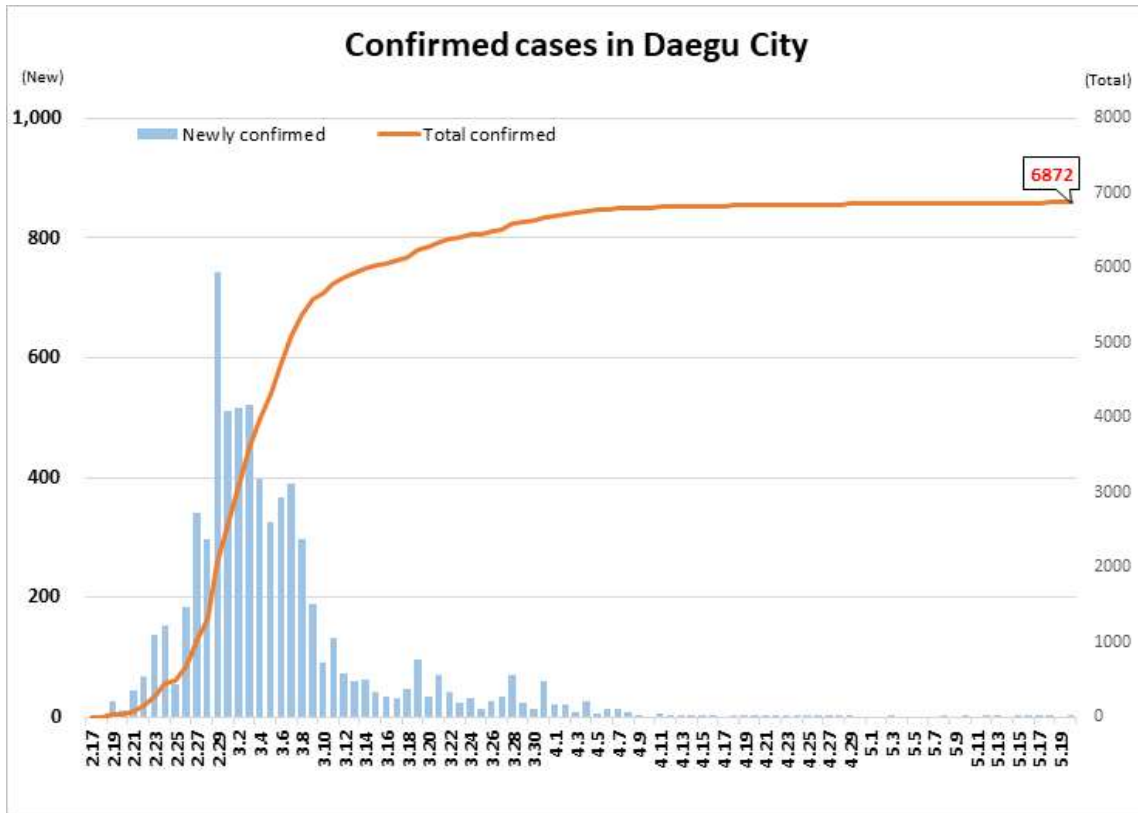


KCDC

Korea Centers for Disease Control & Prevention

# Updates on COVID-19 in Republic of Korea

20 May 2020





KCDC

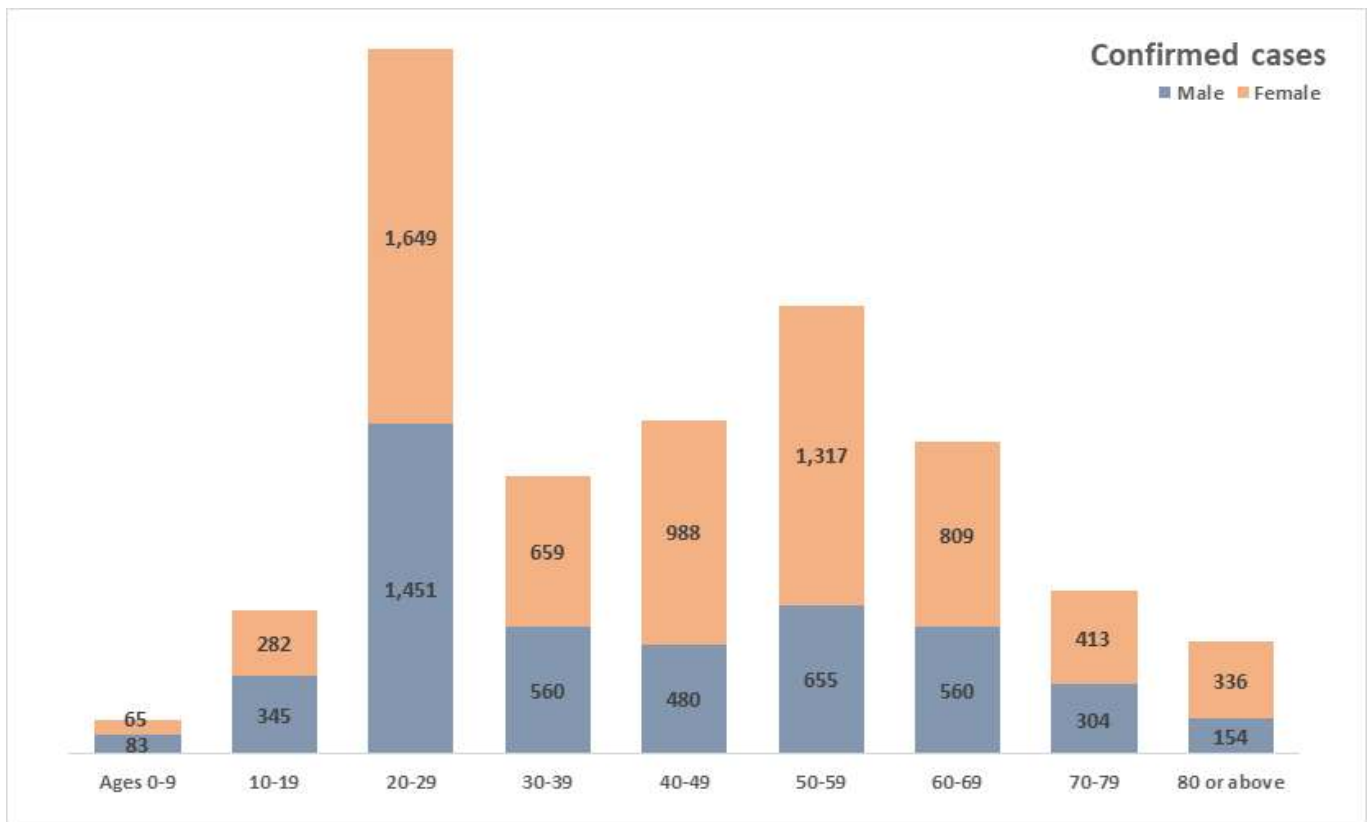
Korea Centers for Disease Control & Prevention

# Updates on COVID-19 in Republic of Korea

20 May 2020

○ Case distribution by gender and age group:

		Confirmed Cases (%)	Deaths (%)	Fatality rate (%)
Total		11,110 (100)	263 (100)	2.37
Sex	Male	4,592 (41.33)	137 (52.09)	2.98
	Female	6,518 (58.67)	126 (47.91)	1.93
Age	80 and above	490 (4.41)	127 (48.29)	25.92
	70-79	717 (6.45)	78 (29.66)	10.88
	60-69	1,369 (12.32)	38 (14.45)	2.78
	50-59	1,972 (17.75)	15 (5.70)	0.76
	40-49	1,468 (13.21)	3 (1.14)	0.20
	30-39	1,219 (10.97)	2 (0.76)	0.16
	20-29	3,100 (27.90)	0 (0.00)	-
	10-19	627 (5.64)	0 (0.00)	-
	0-9	148 (1.33)	0 (0.00)	-



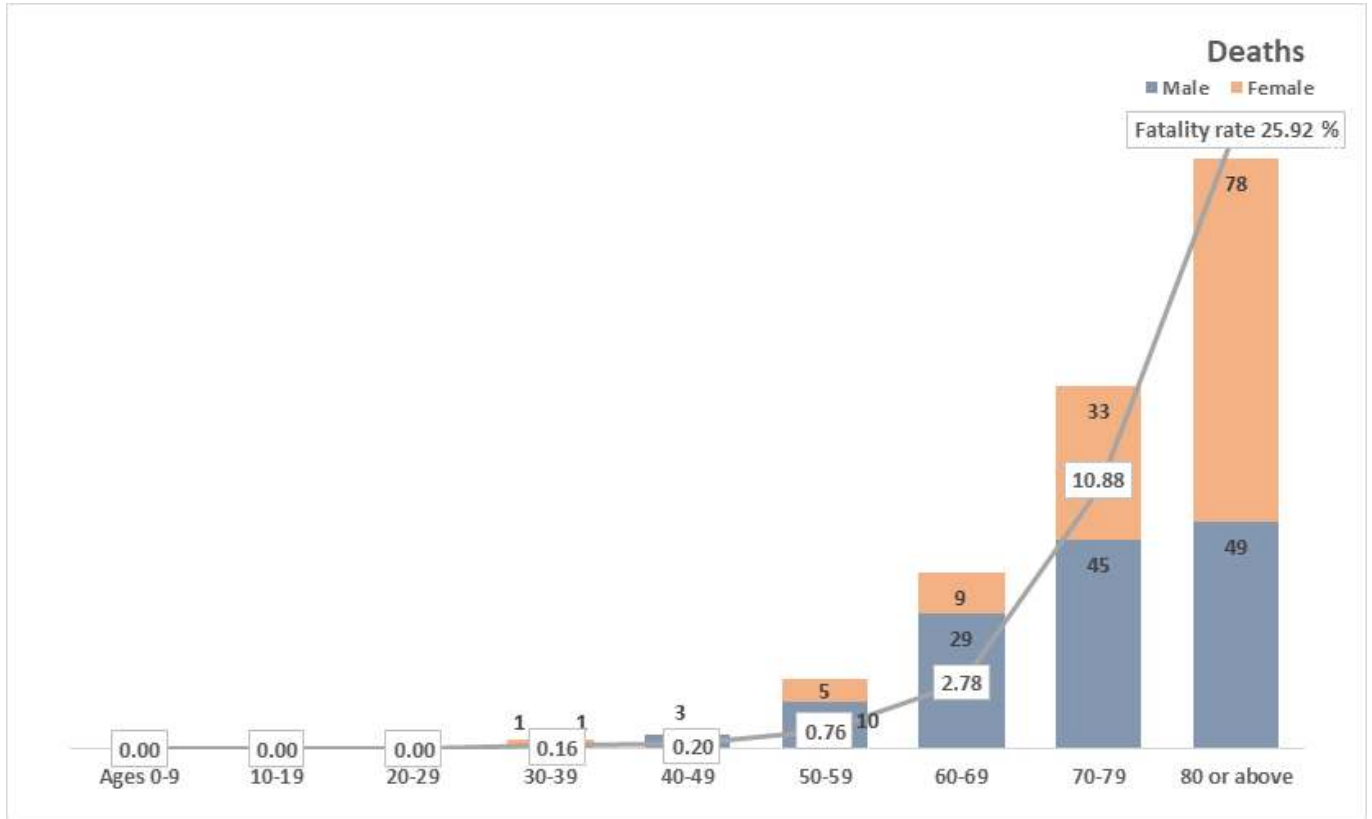


KCDC

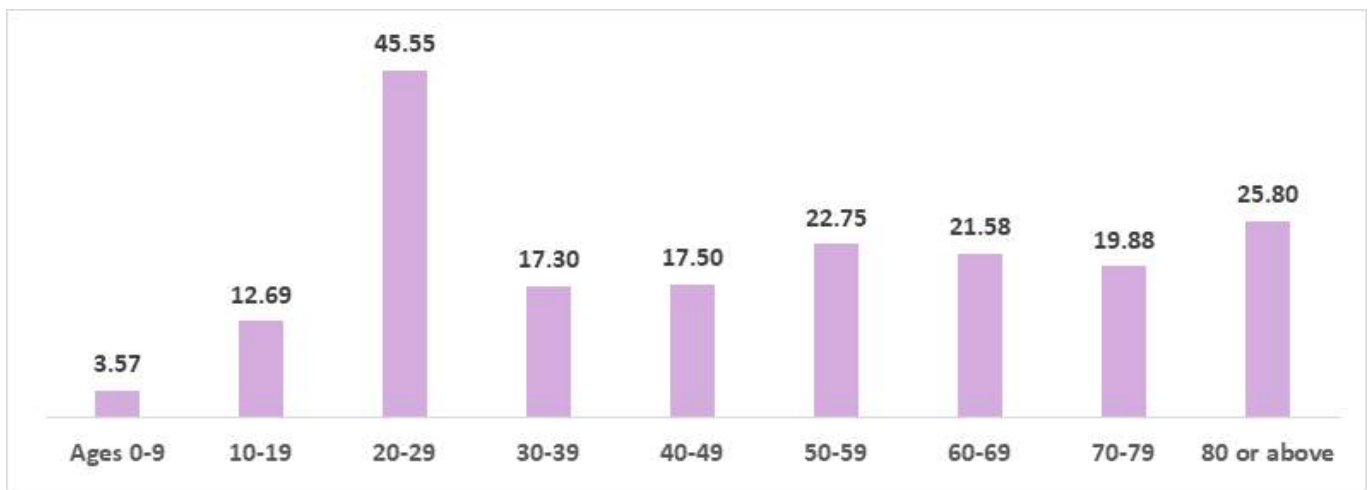
Korea Centers for Disease Control & Prevention

# Updates on COVID-19 in Republic of Korea

20 May 2020



## ○ Incidence rate by age group (per 100,000):





KCDC

Korea Centers for Disease Control & Prevention

# Updates on COVID-19 in Republic of Korea

20 May 2020

## ○ Imported cases:

