



KCDC

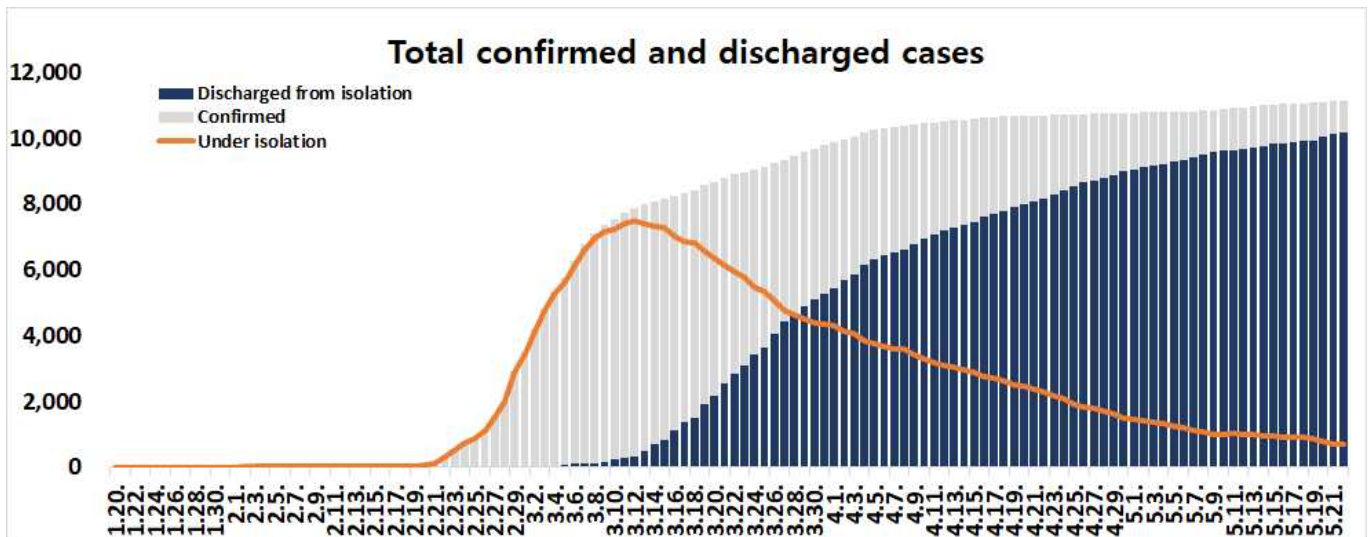
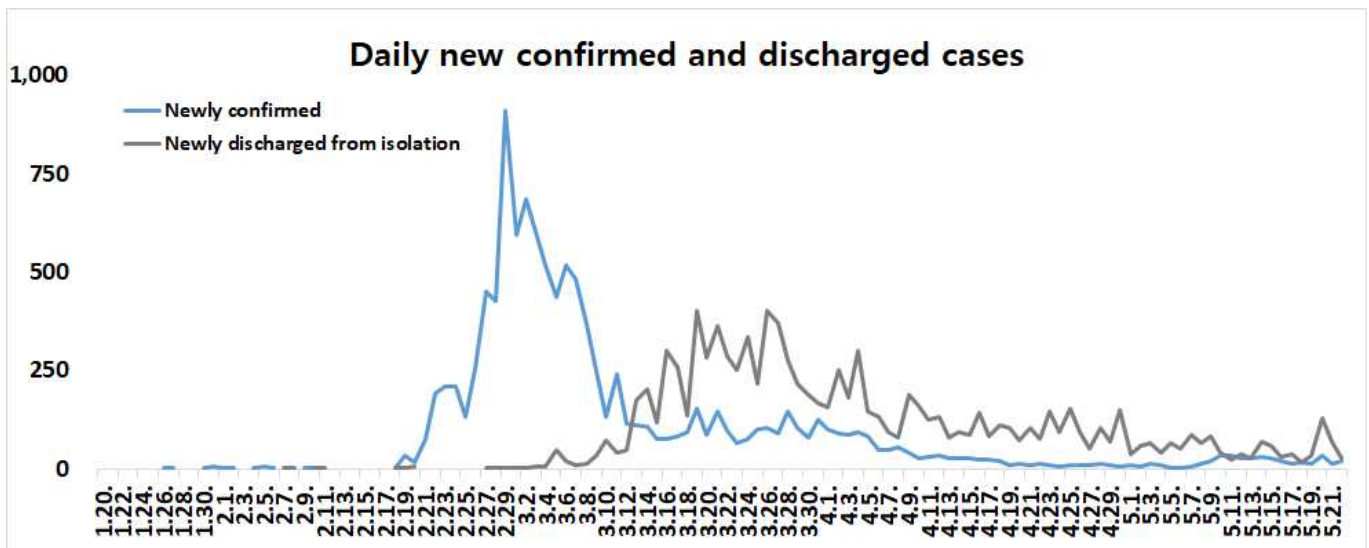
Korea Centers for Disease Control & Prevention

Updates on COVID-19 in Republic of Korea

22 May 2020

○ As of 0:00, 22 May 2020, the total number of confirmed cases is 11,142 (including 1,200 imported cases), of which 10,162 cases have been discharged from isolation. Newly confirmed cases are 20 in total.

Period (since 3 Jan)	Total	Tested positive (PCR)				Testing in progress	Tested negative (PCR)
		Confirmed	Discharged from isolation	Under isolation	Deceased		
As of 0:00 21 May (Thurs)	788,684	11,122	10,135	723	264	18,089	759,473
As of 0:00 22 May (Fri)	802,418	11,142	10,162	716	264	20,286	770,990
Difference	(+)13,734	(+)20	(+)27	(-)7	0	(+)2,197	(+)11,517





KCDC

Korea Centers for Disease Control & Prevention

Updates on COVID-19 in Republic of Korea

22 May 2020

○ Regional distribution of total confirmed cases:

	Total	City							
		Seoul	Busan	Daegu	Incheon	Gwangju	Daejeon	Ulsan	Sejong
Isolated	716	155	10	185	51	0	4	7	0
Discharged	10,162	599	131	6,505	90	30	39	42	47
Deceased	264	4	3	182	0	0	1	1	0
Subtotal	11,142	758	144	6,872	141	30	44	50	47
New (Difference)	20	2	0	0	1	0	0	1	0

	Gyeonggi	Gangwon	Chungbuk	Chungnam	Jeonbuk	Jeonnam	Gyeongbuk	Gyeongnam	Jeju	Other
										Border screening
Isolated	91	6	15	4	2	2	40	5	1	138
Discharged	633	47	44	141	19	16	1,276	117	13	373
Deceased	17	2	0	0	0	0	54	0	0	0
Subtotal	741	55	59	145	21	18	1,370	122	14	511
New (Difference)	6	0	0	0	0	0	2	1	0	7

○ Case distribution and incidence rate by region:

Region	# of cases	(%)	Incidence rate (per 0.1M)	Region	# of cases	(%)	Incidence rate (per 0.1M)
Seoul	758	(6.80)	7.79	Gyeonggi	741	(6.65)	5.59
Busan	144	(1.29)	4.22	Gangwon	55	(0.49)	3.57
Daegu	6,872	(61.68)	282.05	Chungbuk	59	(0.53)	3.69
Incheon	141	(1.27)	4.77	Chungnam	145	(1.30)	6.83
Gwangju	30	(0.27)	2.06	Jeonbuk	21	(0.19)	1.16
Daejeon	44	(0.39)	2.98	Jeonnam	18	(0.16)	0.97
Ulsan	50	(0.45)	4.36	Gyeongbuk	1,370	(12.30)	51.46
Sejong	47	(0.42)	13.73	Gyeongnam	122	(1.09)	3.63
Border Screening	511	(4.59)	-	Jeju	14	(0.13)	2.09
Total				11,142 (100) 21.49			



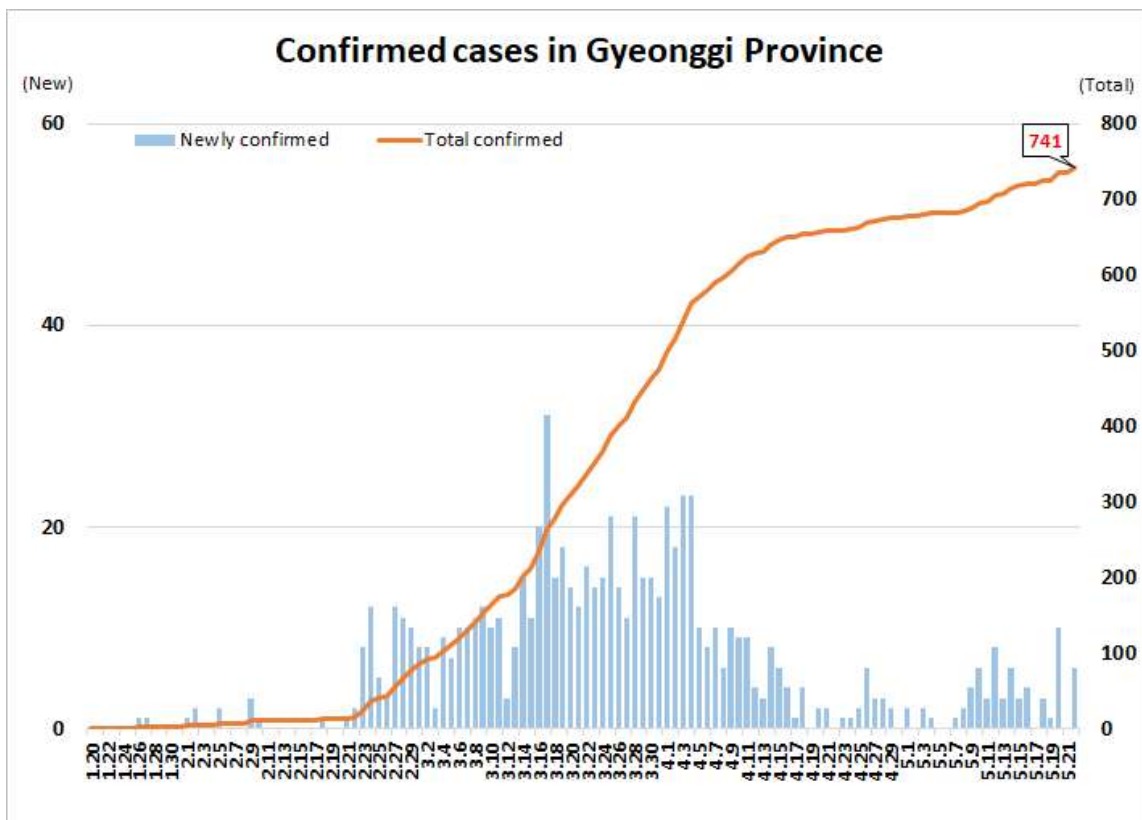
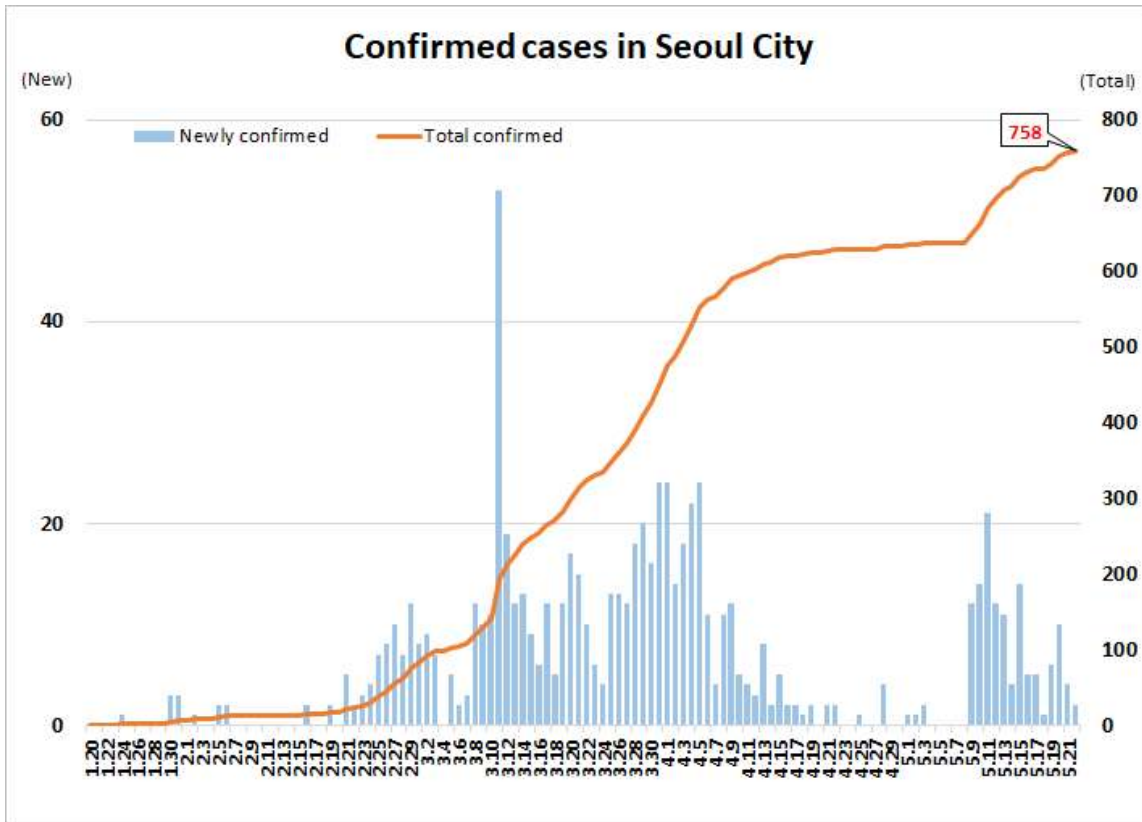
KCDC

Korea Centers for Disease Control & Prevention

Updates on COVID-19 in Republic of Korea

22 May 2020

○ Daily case trends by region:



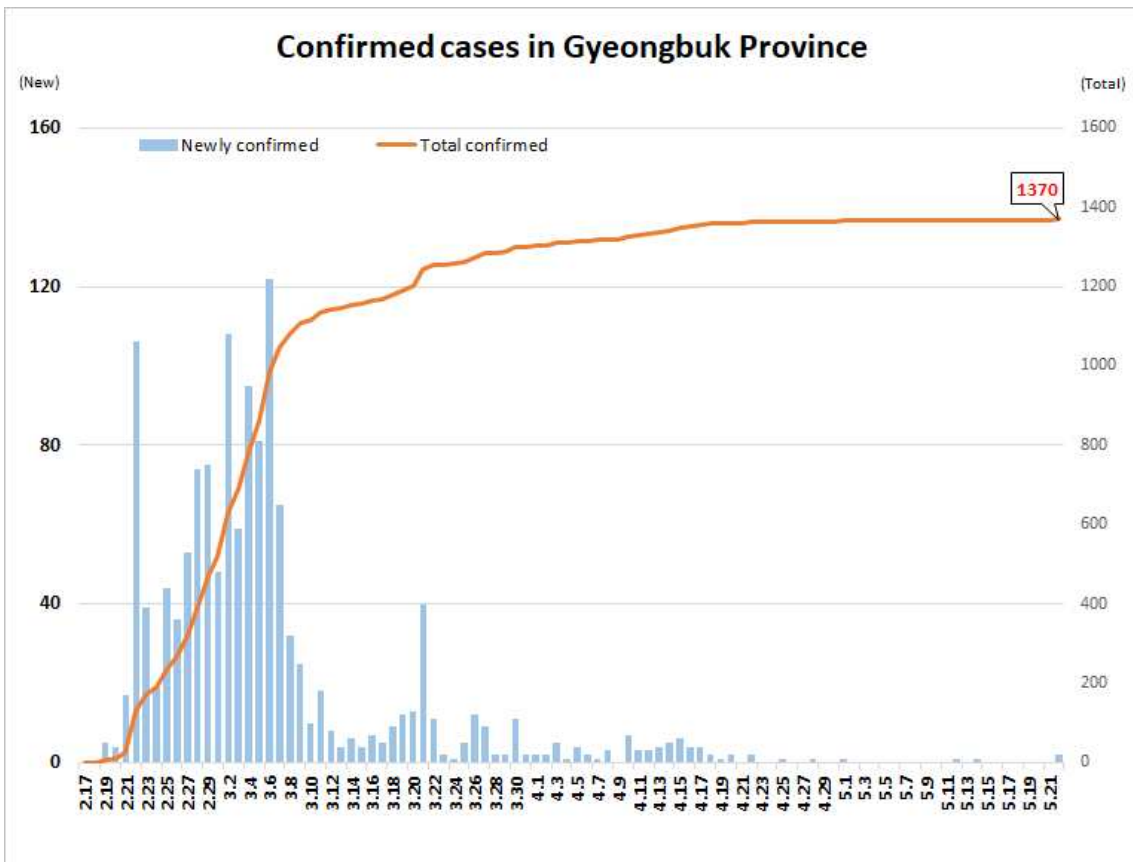
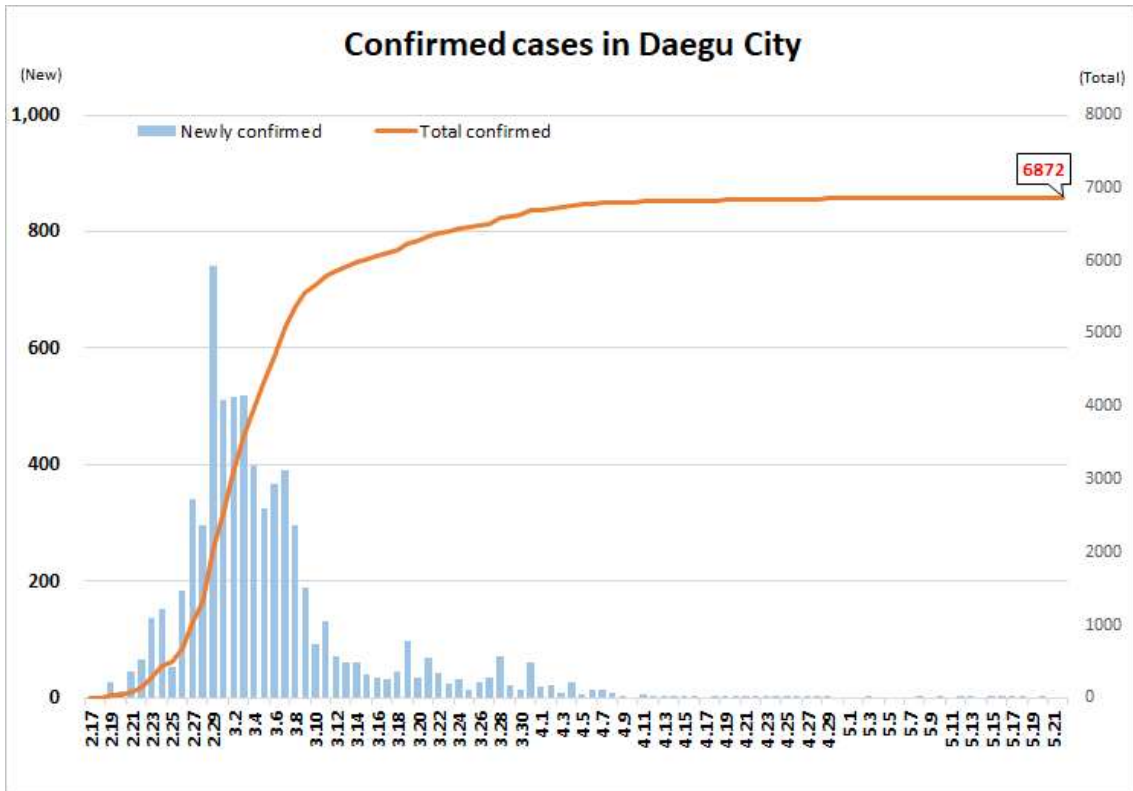


KCDC

Korea Centers for Disease Control & Prevention

Updates on COVID-19 in Republic of Korea

22 May 2020





KCDC

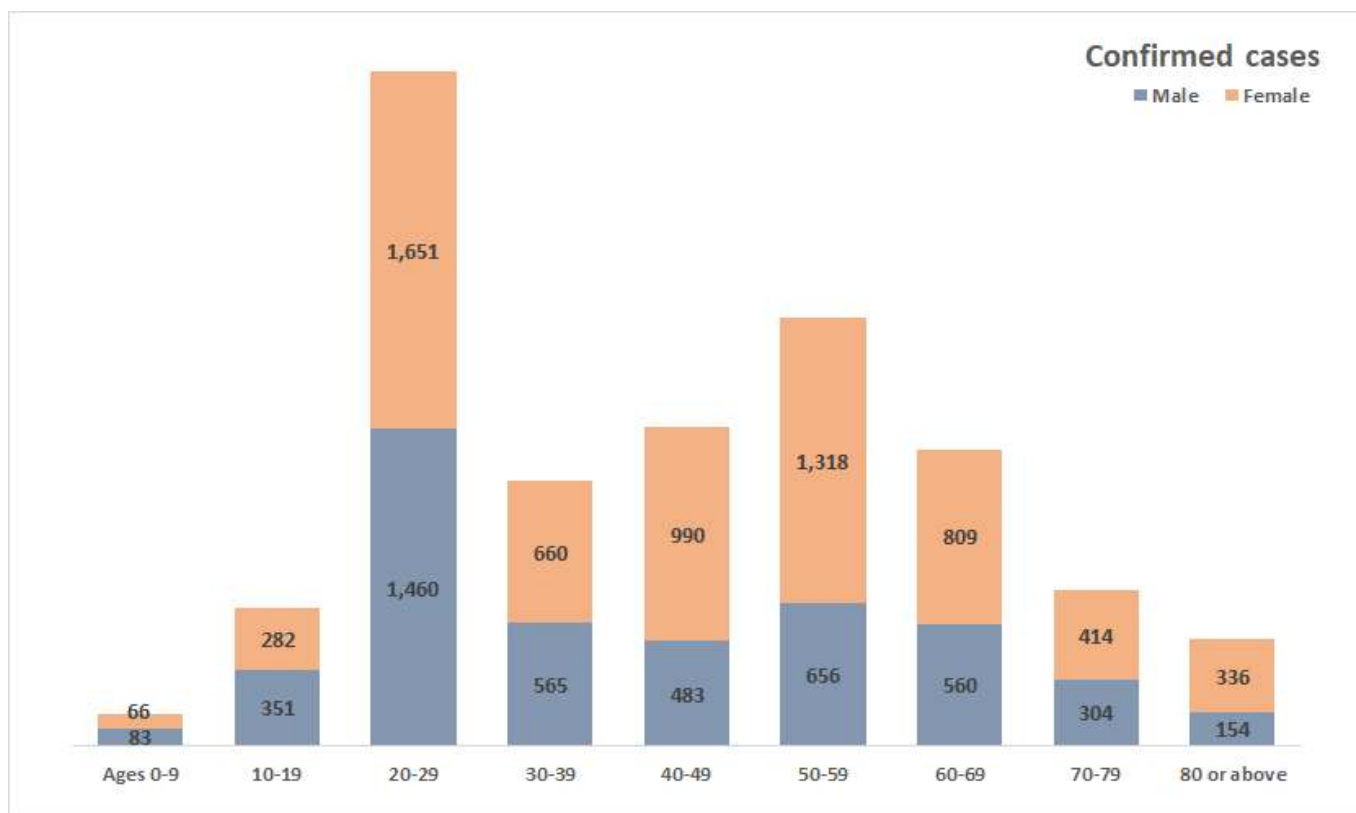
Korea Centers for Disease Control & Prevention

Updates on COVID-19 in Republic of Korea

22 May 2020

○ Case distribution by gender and age group:

		Confirmed Cases (%)	Deaths (%)	Fatality rate (%)
Total		11,142 (100)	264 (100)	2.37
Sex	Male	4,616 (41.43)	138 (52.27)	2.99
	Female	6,526 (58.57)	126 (47.73)	1.93
Age	80 and above	490 (4.40)	128 (48.48)	26.12
	70-79	718 (6.44)	78 (29.55)	10.86
	60-69	1,369 (12.29)	38 (14.39)	2.78
	50-59	1,974 (17.72)	15 (5.68)	0.76
	40-49	1,473 (13.22)	3 (1.14)	0.20
	30-39	1,225 (10.99)	2 (0.76)	0.16
	20-29	3,111 (27.92)	0 (0.00)	-
	10-19	633 (5.68)	0 (0.00)	-
	0-9	149 (1.34)	0 (0.00)	-



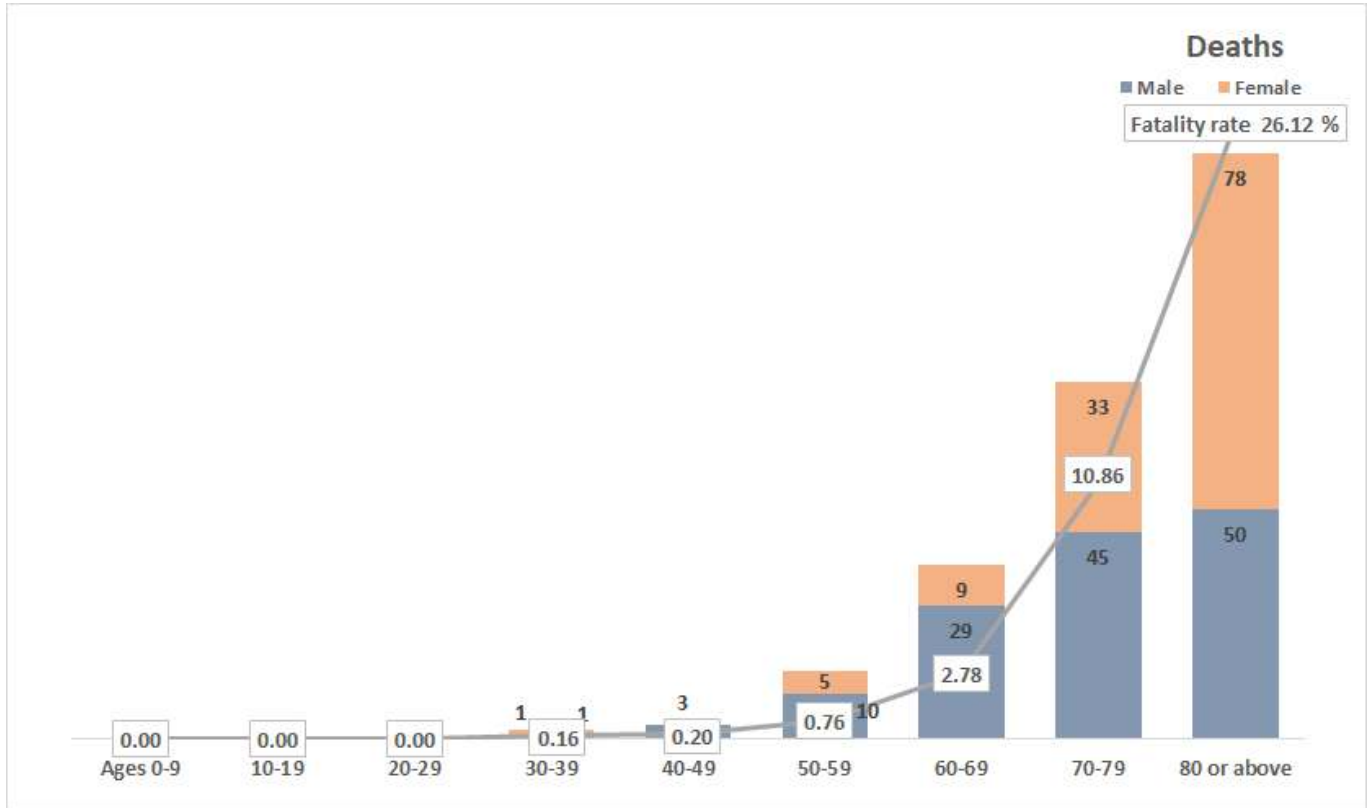


KCDC

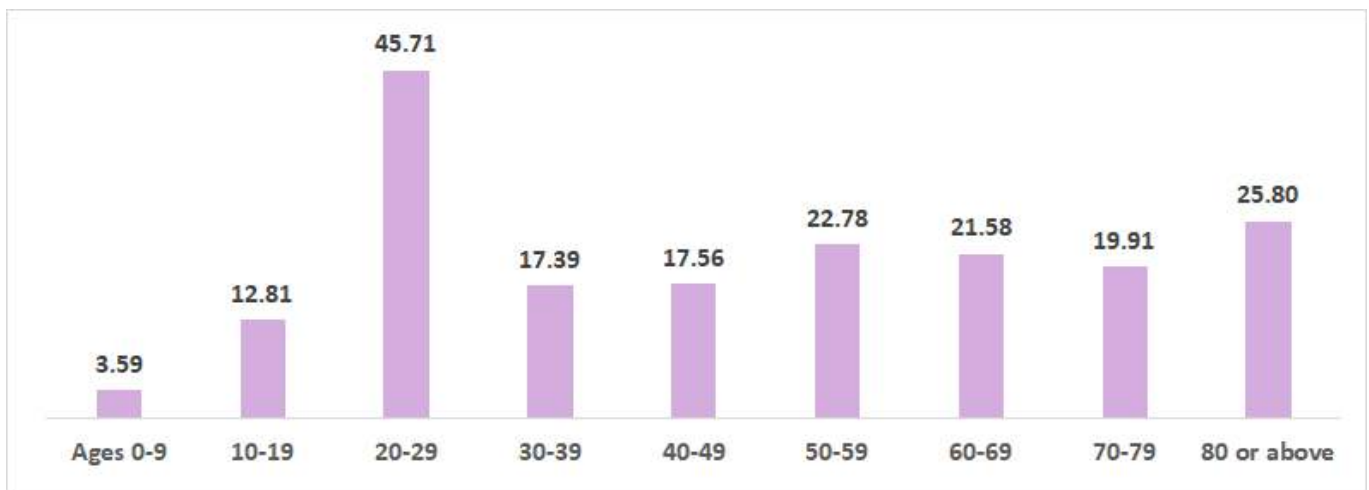
Korea Centers for Disease Control & Prevention

Updates on COVID-19 in Republic of Korea

22 May 2020



○ Incidence rate by age group (per 100,000):





KCDC

Korea Centers for Disease Control & Prevention

Updates on COVID-19 in Republic of Korea

22 May 2020

○ Imported cases:

