



KCDC

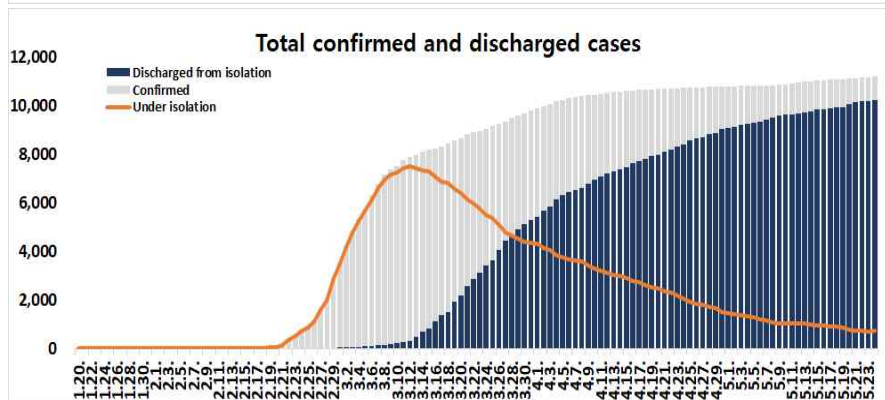
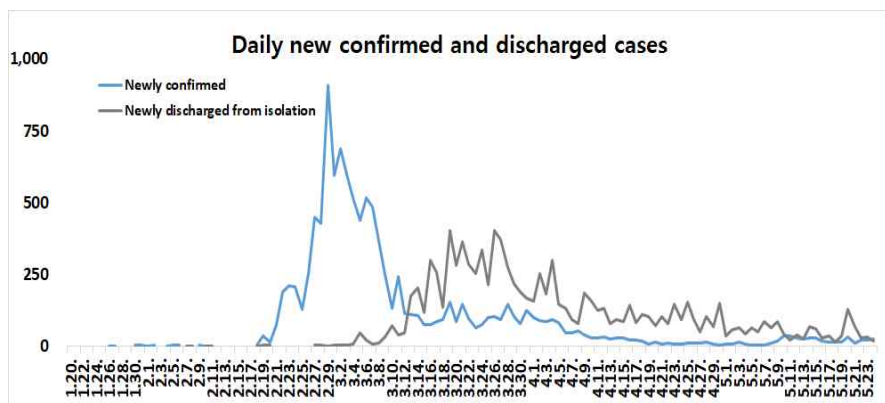
Korea Centers for Disease Control & Prevention

# The Updates of COVID-19 in Republic of Korea

24 May, 2020

○ As of 0:00, 24 May 2020, the total number of confirmed cases is 11,190 (including 1,212 imported cases), of which 10,213 cases have been discharged from isolation. Newly confirmed cases are 25 in total.

Period (since 3 Jan)	Total	Tested positive (PCR)				Testing in progress	Tested negative (PCR)
		Confirmed	Discharged from isolation	Under isolation	Deceased		
As of 0:00 23 May (Sat)	814,420	11,165	10,194	705	266	21,569	781,686
As of 0:00 24 May (Sun)	820,289	11,190	10,213	711	266	20,333	788,766
Difference	(+)5,869	(+)25	(+)19	(+)6	0	(-)1,236	(+)7,080



KCDC

Korea Centers for Disease Control & Prevention

# The Updates of COVID-19 in Republic of Korea

24 May, 2020

## ○ Regional distribution of total confirmed cases:

	Total	City								
		Seoul	Busan	Daegu	Incheon	Gwangju	Daejeon	Ulsan	Sejong	
Isolated	711	160	10	172	51	0	4	7	0	
Discharged	10,213	604	131	6,518	92	30	40	42	47	
Deceased	266	4	3	183	0	0	1	1	0	
<b>Subtotal</b>	<b>11,190</b>	<b>768</b>	<b>144</b>	<b>6,873</b>	<b>143</b>	<b>30</b>	<b>45</b>	<b>50</b>	<b>47</b>	
New (Difference)	25	6	0	0	2	0	0	0	0	

	Province	Province								Other
		Gyeonggi	Gangwon	Chungbuk	Chungnam	Jeonbuk	Jeonnam	Gyeongbuk	Gyeongnam	
Isolated	99	7	13	4	2	1	41	6	1	133
Discharged	643	47	46	141	19	17	1,281	117	13	385
Deceased	18	2	0	0	0	0	54	0	0	0
<b>Subtotal</b>	<b>760</b>	<b>56</b>	<b>59</b>	<b>145</b>	<b>21</b>	<b>18</b>	<b>1,376</b>	<b>123</b>	<b>14</b>	<b>518</b>
New (Difference)	6	1	0	0	0	0	6	0	0	4

## ○ Case distribution and incidence rate by region:

Region	# of cases	(%)	Incidence rate (per 0.1M)	Region	# of cases	(%)	Incidence rate (per 0.1M)
Seoul	768	(6.86)	7.89	Gyeonggi	760	(6.79)	5.74
Busan	144	(1.29)	4.22	Gangwon	56	(0.50)	3.64
Daegu	6,873	(61.42)	282.09	Chungbuk	59	(0.53)	3.69
Incheon	143	(1.28)	4.84	Chungnam	145	(1.30)	6.83
Gwangju	30	(0.27)	2.06	Jeonbuk	21	(0.19)	1.16
Daejeon	45	(0.40)	3.05	Jeonnam	18	(0.16)	0.97
Ulsan	50	(0.45)	4.36	Gyeongbuk	1,376	(12.30)	51.68
Sejong	47	(0.42)	13.73	Gyeongnam	123	(1.10)	3.66
Border Screening	518	(4.63)	-	Jeju	14	(0.13)	2.09
<b>Total</b>	<b>11,190</b>	<b>(100)</b>					<b>21.58</b>



KCDC

Korea Centers for Disease Control & Prevention

# The Updates of COVID-19 in Republic of Korea

24 May, 2020



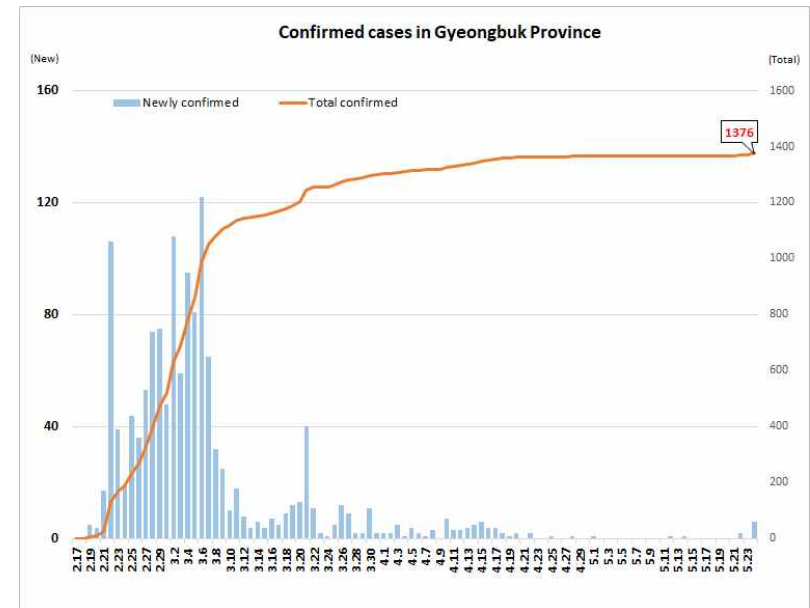
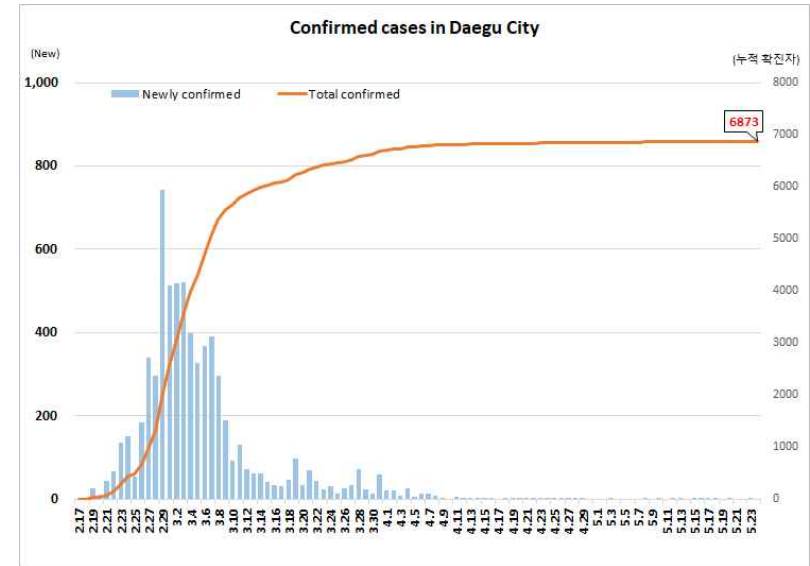
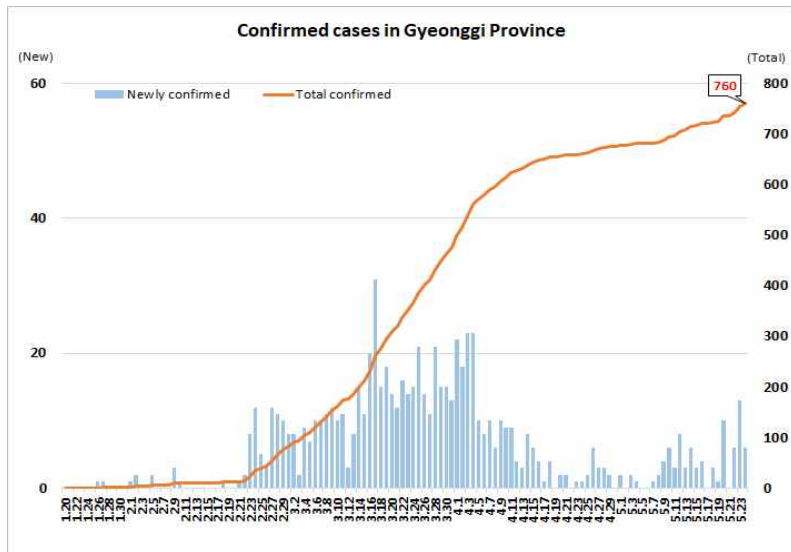
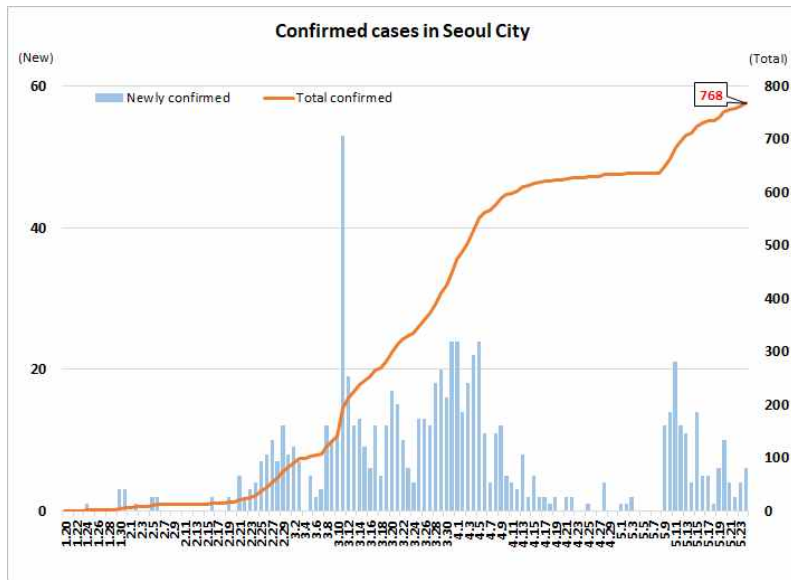
KCDC

Korea Centers for Disease Control & Prevention

# The Updates of COVID-19 in Republic of Korea

24 May, 2020

## ○ Daily case trends by region:





KCDC

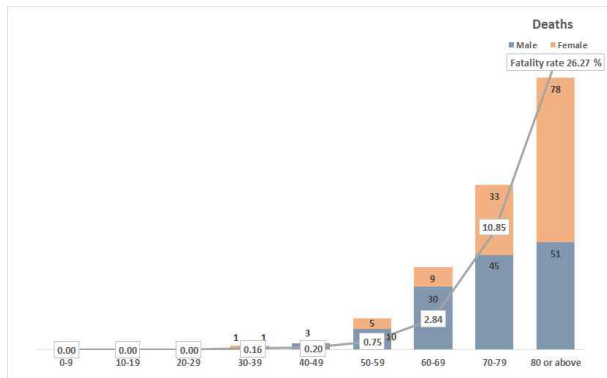
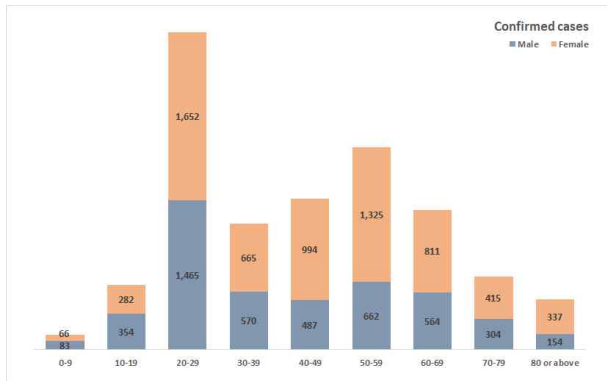
Korea Centers for Disease Control & Prevention

# The Updates of COVID-19 in Republic of Korea

24 May, 2020

## ○ Case distribution by gender and age group:

		Confirmed Cases (%)	Deaths (%)	Fatality rate (%)
Total		11,190 (100)	266 (100)	2.38
Sex	Male	4,643 (41.49)	140 (52.63)	3.02
	Female	6,547 (58.51)	126 (47.37)	1.92
Age	80 and above	491 (4.39)	129 (48.50)	26.27
	70-79	719 (6.43)	78 (29.32)	10.85
	60-69	1,375 (12.29)	39 (14.66)	2.84
	50-59	1,987 (17.76)	15 (5.64)	0.75
	40-49	1,481 (13.24)	3 (1.13)	0.20
	30-39	1,235 (11.04)	2 (0.75)	0.16
	20-29	3,117 (27.86)	0 (0.00)	-
	10-19	636 (5.68)	0 (0.00)	-
	0-9	149 (1.33)	0 (0.00)	-



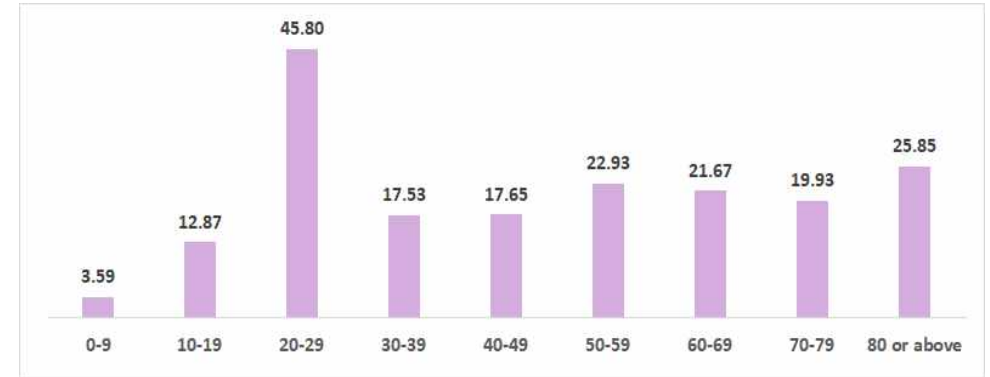
KCDC

Korea Centers for Disease Control & Prevention

# The Updates of COVID-19 in Republic of Korea

24 May, 2020

## ○ Incidence rate by age group (per 100,000):



## ○ Imported cases:

