



KCDC

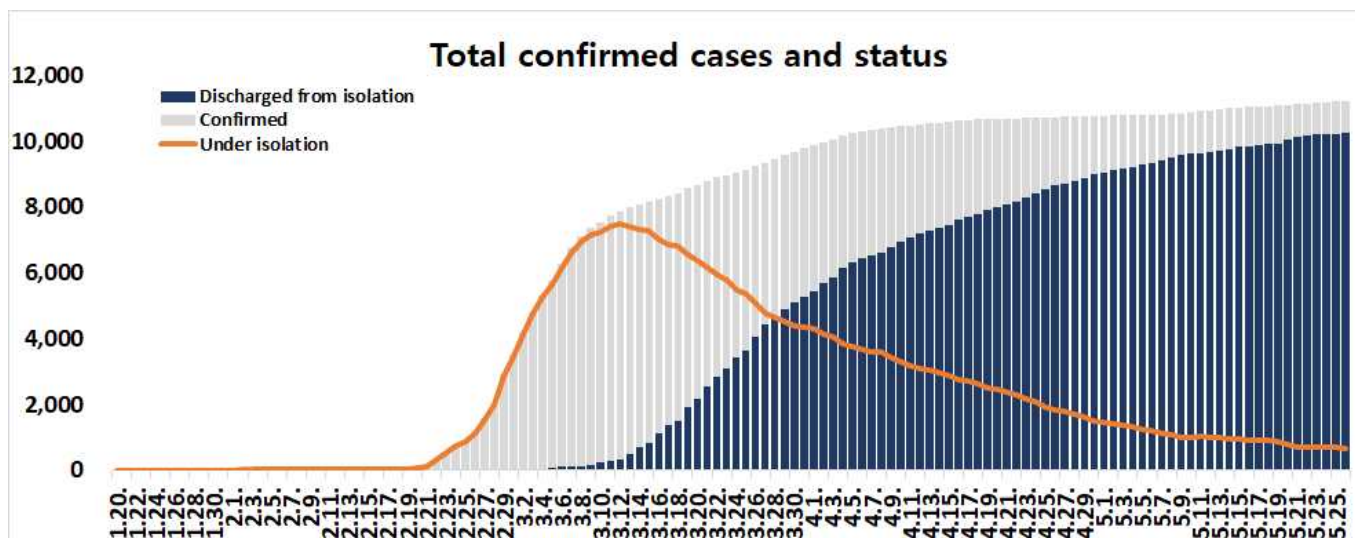
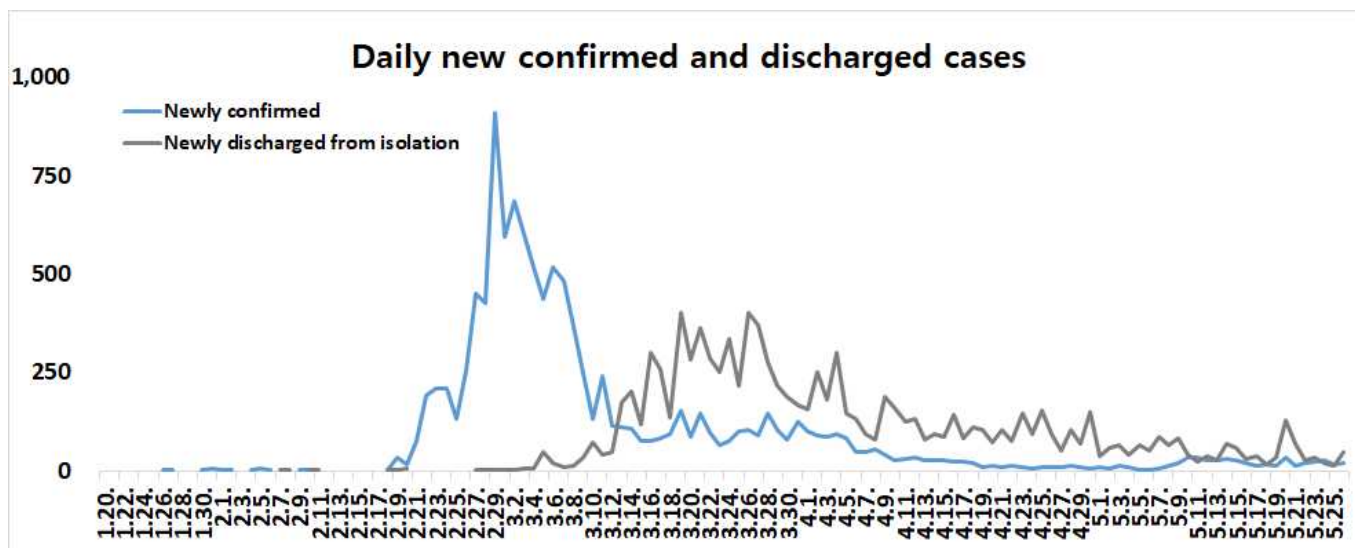
Korea Centers for Disease Control & Prevention

Updates on COVID-19 in Republic of Korea

26 May 2020

○ As of 0:00, 26 May 2020, the total number of confirmed cases is 11,225 (including 1,218 imported cases), of which 10,275 cases have been discharged from isolation. Newly confirmed cases are 19 in total.

| Period (since 3 Jan) | Total | Tested positive (PCR) | | | | Testing in progress | Tested negative (PCR) |
|-------------------------------------|-----------|-----------------------|---------------------------|-----------------|----------|---------------------|-----------------------|
| | | Confirmed | Discharged from isolation | Under isolation | Deceased | | |
| As of 0:00 25 May (Mon) | 826,437 | 11,206 | 10,226 | 713 | 267 | 19,089 | 796,142 |
| As of 0:00 26 May (Tues) | 839,475 | 11,225 | 10,275 | 681 | 269 | 22,044 | 806,206 |
| Difference | (+)13,038 | (+)19 | (+)49 | (-)32 | (+)2 | (+)2,955 | (+)10,064 |





KCDC

Korea Centers for Disease Control & Prevention

Updates on COVID-19 in Republic of Korea

26 May 2020

○ Regional distribution of total confirmed cases:

| | Total | City | | | | | | | |
|------------------|---------------|------------|------------|--------------|------------|-----------|-----------|-----------|-----------|
| | | Seoul | Busan | Daegu | Incheon | Gwangju | Daejeon | Ulsan | Sejong |
| Isolated | 681 | 165 | 10 | 138 | 54 | 0 | 4 | 7 | 0 |
| Discharged | 10,275 | 614 | 131 | 6,553 | 93 | 30 | 40 | 42 | 47 |
| Deceased | 269 | 4 | 3 | 184 | 0 | 0 | 1 | 1 | 0 |
| Subtotal | 11,225 | 783 | 144 | 6,875 | 147 | 30 | 45 | 50 | 47 |
| New (Difference) | 19 | 9 | 0 | 1 | 3 | 0 | 0 | 0 | 0 |

| | Total | Province | | | | | | | | | Other |
|------------------|------------|-----------|-----------|------------|-----------|-----------|--------------|------------|-----------|------------|-------|
| | | Gyeonggi | Gangwon | Chungbuk | Chungnam | Jeonbuk | Jeonnam | Gyeongbuk | Gyeongnam | Jeju | |
| Isolated | 104 | 5 | 14 | 4 | 2 | 1 | 38 | 4 | 1 | 130 | |
| Discharged | 645 | 48 | 46 | 141 | 19 | 17 | 1,286 | 119 | 13 | 391 | |
| Deceased | 19 | 3 | 0 | 0 | 0 | 0 | 54 | 0 | 0 | 0 | |
| Subtotal | 768 | 56 | 60 | 145 | 21 | 18 | 1,378 | 123 | 14 | 521 | |
| New (Difference) | 2 | 0 | 1 | 0 | 0 | 0 | 1 | 0 | 0 | 2 | |

○ Case distribution by region:

| Region | # of cases | (%) | Incidence rate (per 0.1M) | Region | # of cases | (%) | Incidence rate (per 0.1M) |
|------------------|------------|---------|---------------------------|---------------------------|------------|---------|---------------------------|
| Seoul | 783 | (6.98) | 8.04 | Gyeonggi | 768 | (6.84) | 5.80 |
| Busan | 144 | (1.28) | 4.22 | Gangwon | 56 | (0.50) | 3.64 |
| Daegu | 6,875 | (61.25) | 282.17 | Chungbuk | 60 | (0.53) | 3.75 |
| Incheon | 147 | (1.31) | 4.97 | Chungnam | 145 | (1.29) | 6.83 |
| Gwangju | 30 | (0.27) | 2.06 | Jeonbuk | 21 | (0.19) | 1.16 |
| Daejeon | 45 | (0.40) | 3.05 | Jeonnam | 18 | (0.16) | 0.97 |
| Ulsan | 50 | (0.45) | 4.36 | Gyeongbuk | 1,378 | (12.28) | 51.76 |
| Sejong | 47 | (0.42) | 13.73 | Gyeongnam | 123 | (1.10) | 3.66 |
| Border Screening | 521 | (4.64) | - | Jeju | 14 | (0.12) | 2.09 |
| Total | | | | 11,225 (100) 21.65 | | | |



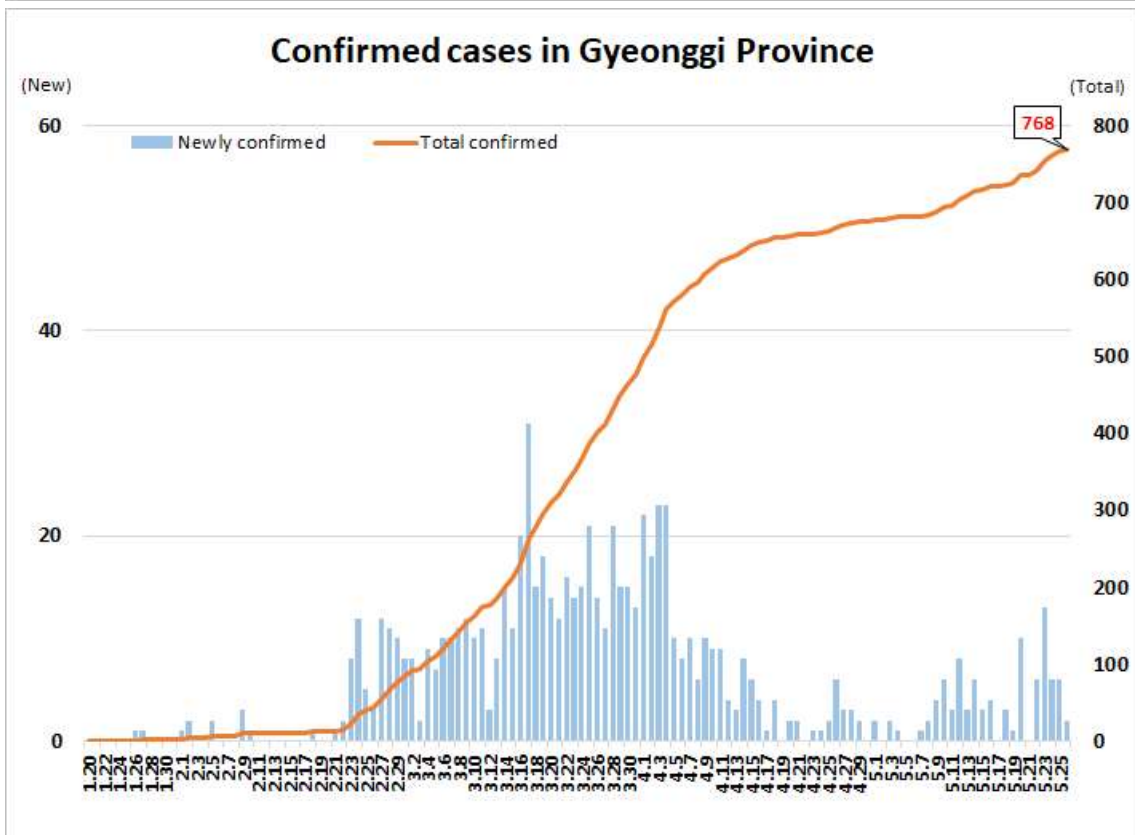
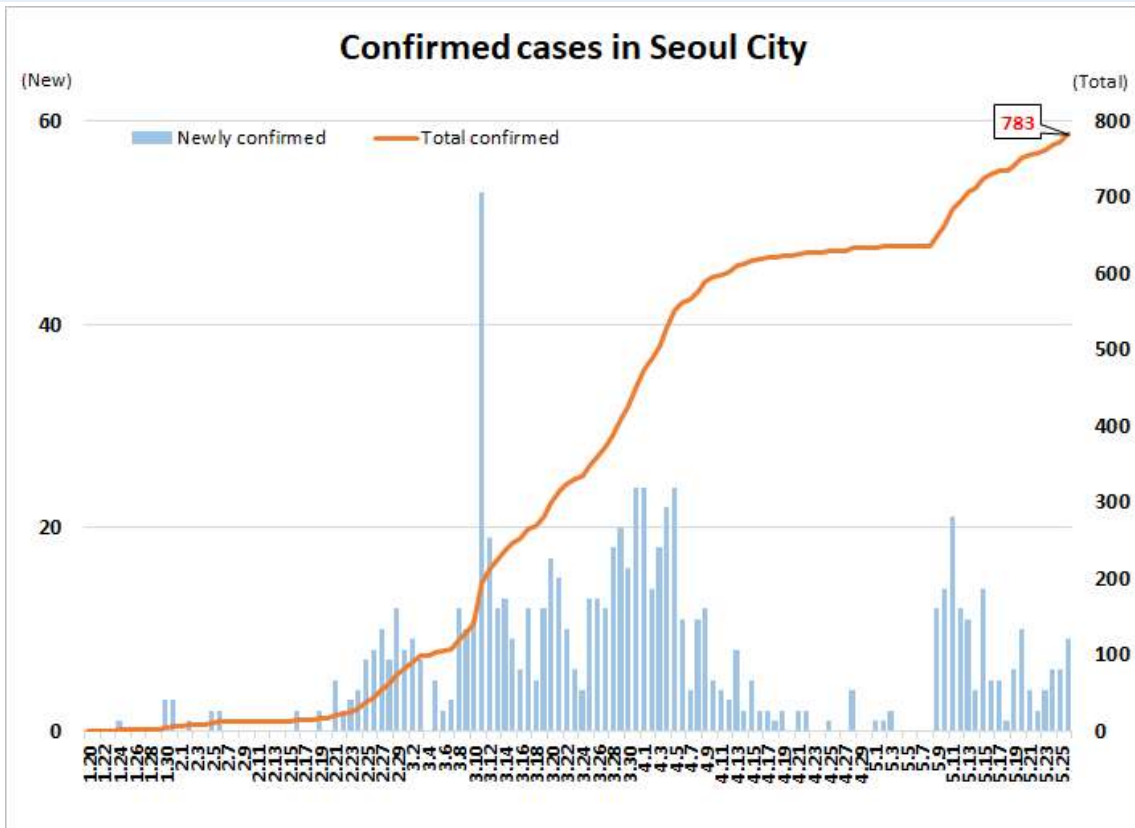
KCDC

Korea Centers for Disease Control & Prevention

Updates on COVID-19 in Republic of Korea

26 May 2020

DAILY NEW AND TOTAL CASES IN SEOUL/GYEONGGI REGIONS





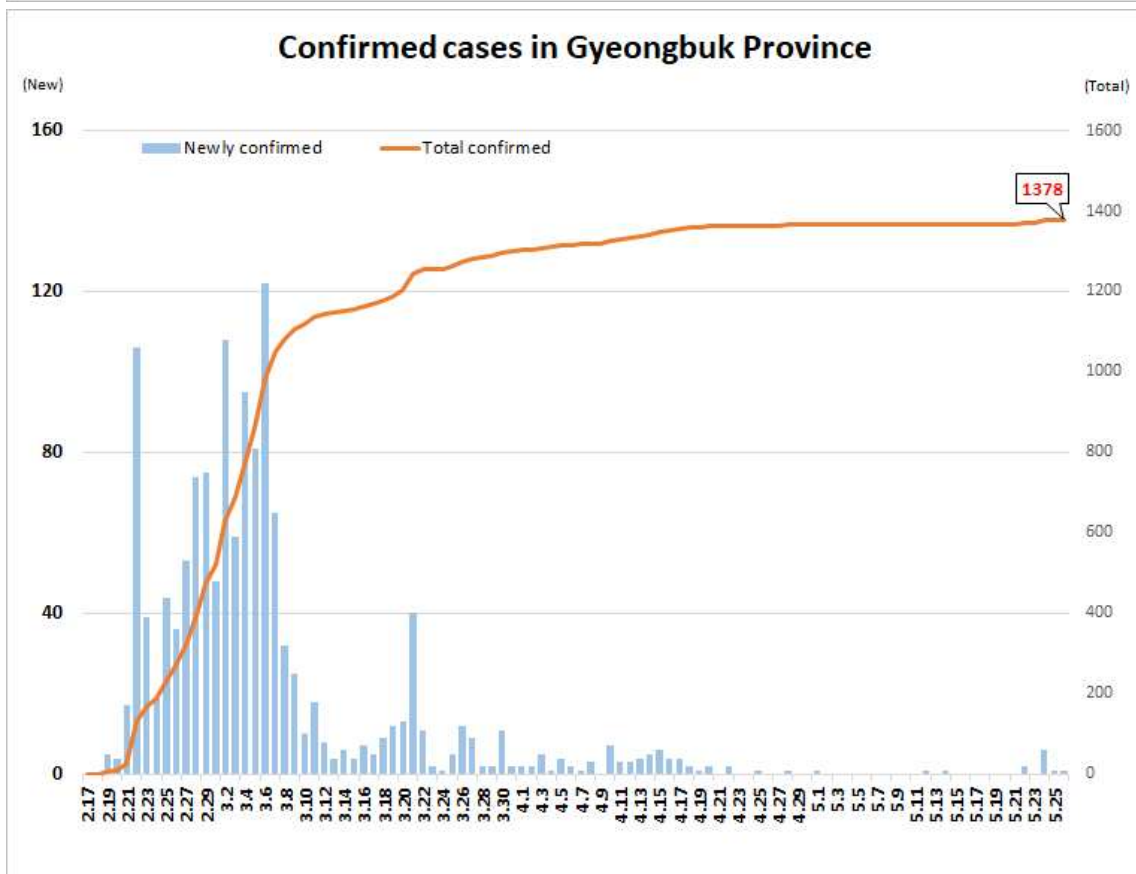
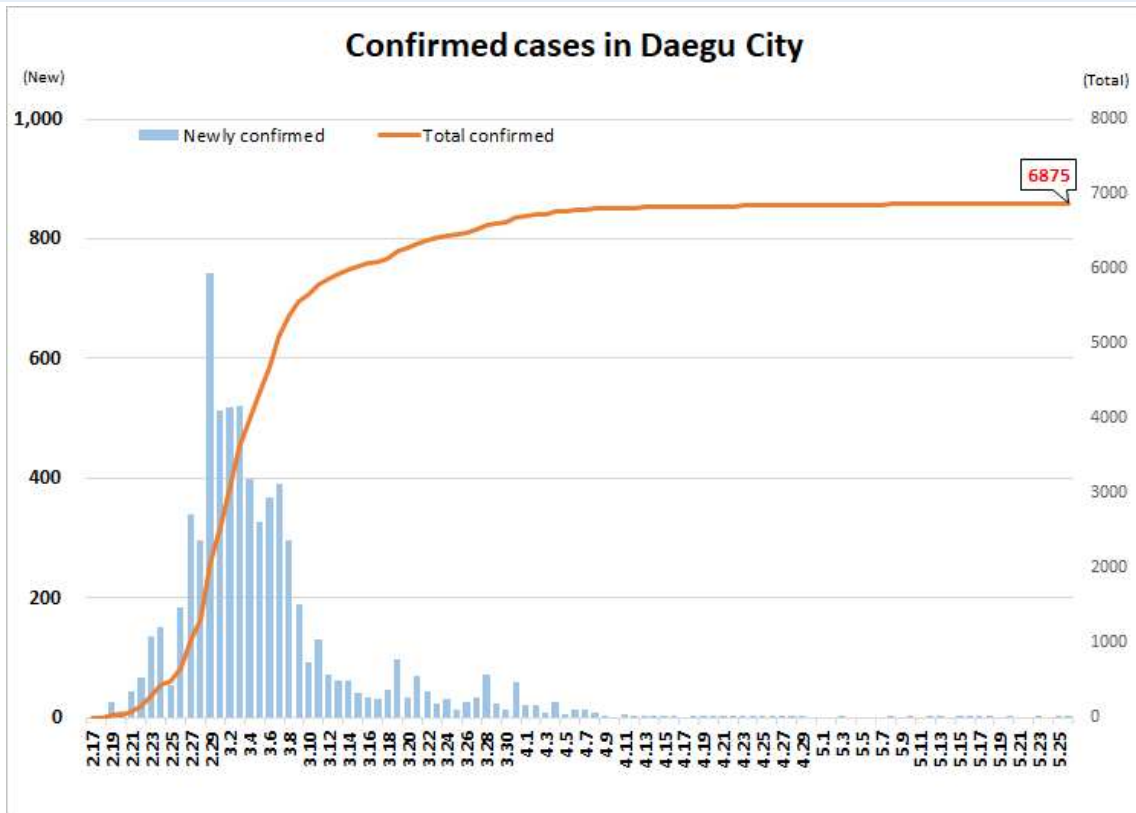
KCDC

Korea Centers for Disease Control & Prevention

Updates on COVID-19 in Republic of Korea

26 May 2020

DAILY NEW AND TOTAL CASES IN DAEGU/GYEONGBUK REGIONS





KCDC

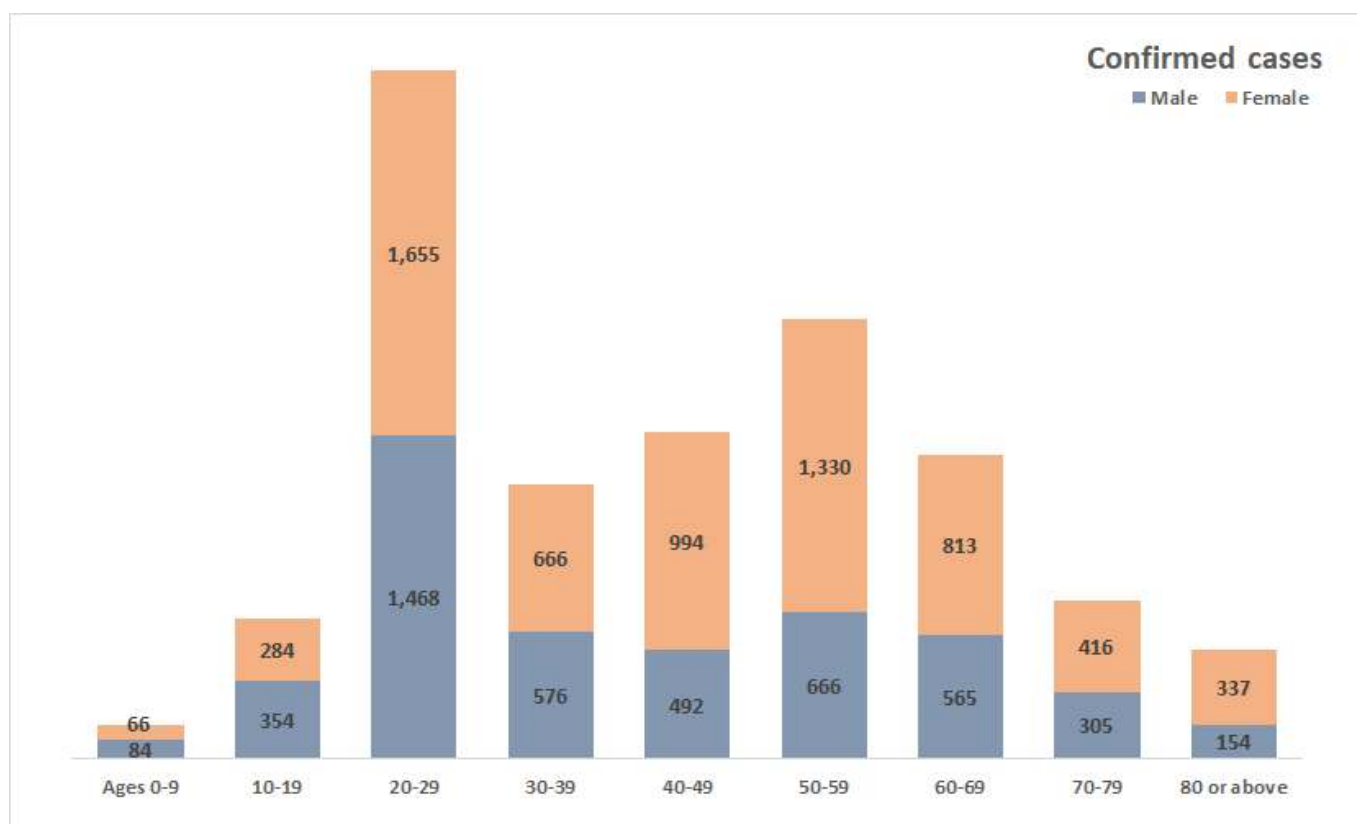
Korea Centers for Disease Control & Prevention

Updates on COVID-19 in Republic of Korea

26 May 2020

○ Distribution by gender and age group:

| | | Confirmed Cases (%) | Deaths (%) | Fatality rate (%) |
|-------|--------------|---------------------|-------------|-------------------|
| Total | | 11,225 (100) | 269 (100) | 2.40 |
| Sex | Male | 4,664 (41.55) | 142 (52.79) | 3.04 |
| | Female | 6,561 (58.45) | 127 (47.21) | 1.94 |
| Age | 80 and above | 491 (4.37) | 131 (48.70) | 26.68 |
| | 70-79 | 721 (6.42) | 79 (29.37) | 10.96 |
| | 60-69 | 1,378 (12.28) | 39 (14.50) | 2.83 |
| | 50-59 | 1,996 (17.78) | 15 (5.58) | 0.75 |
| | 40-49 | 1,486 (13.24) | 3 (1.12) | 0.20 |
| | 30-39 | 1,242 (11.06) | 2 (0.74) | 0.16 |
| | 20-29 | 3,123 (27.82) | 0 (0.00) | - |
| | 10-19 | 638 (5.68) | 0 (0.00) | - |
| | 0-9 | 150 (1.34) | 0 (0.00) | - |



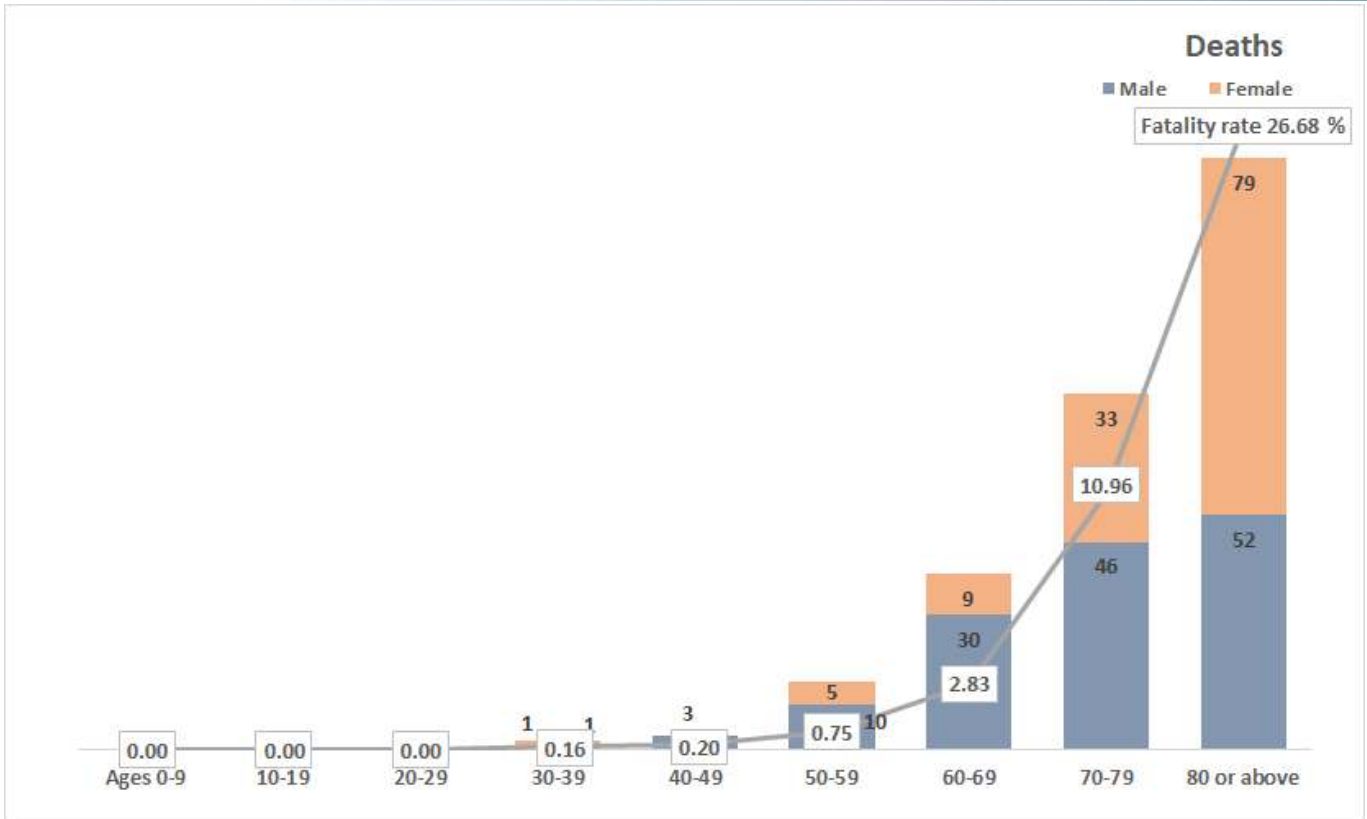


KCDC

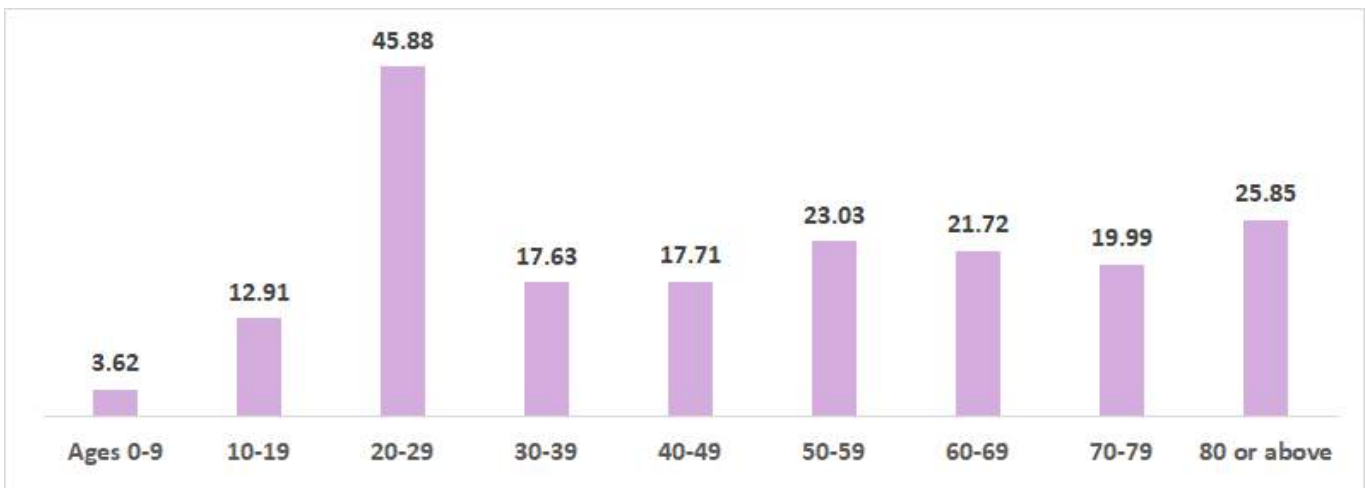
Korea Centers for Disease Control & Prevention

Updates on COVID-19 in Republic of Korea

26 May 2020



○ Incidence rate by age group (per 100,000):





KCDC

Korea Centers for Disease Control & Prevention

Updates on COVID-19 in Republic of Korea

26 May 2020

○ Imported cases:

