



KCDC

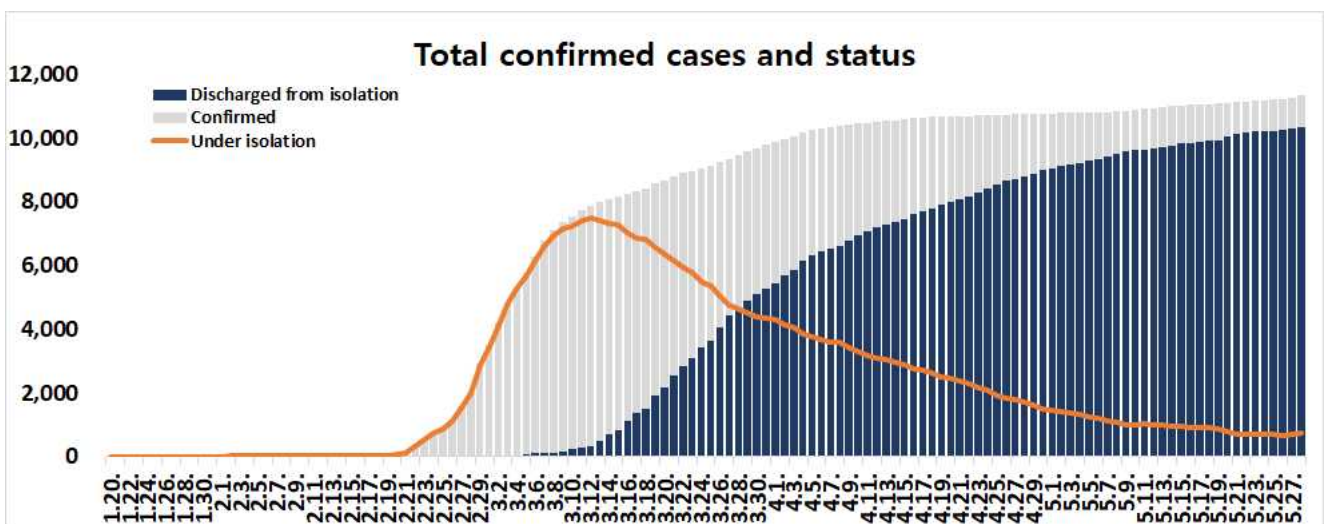
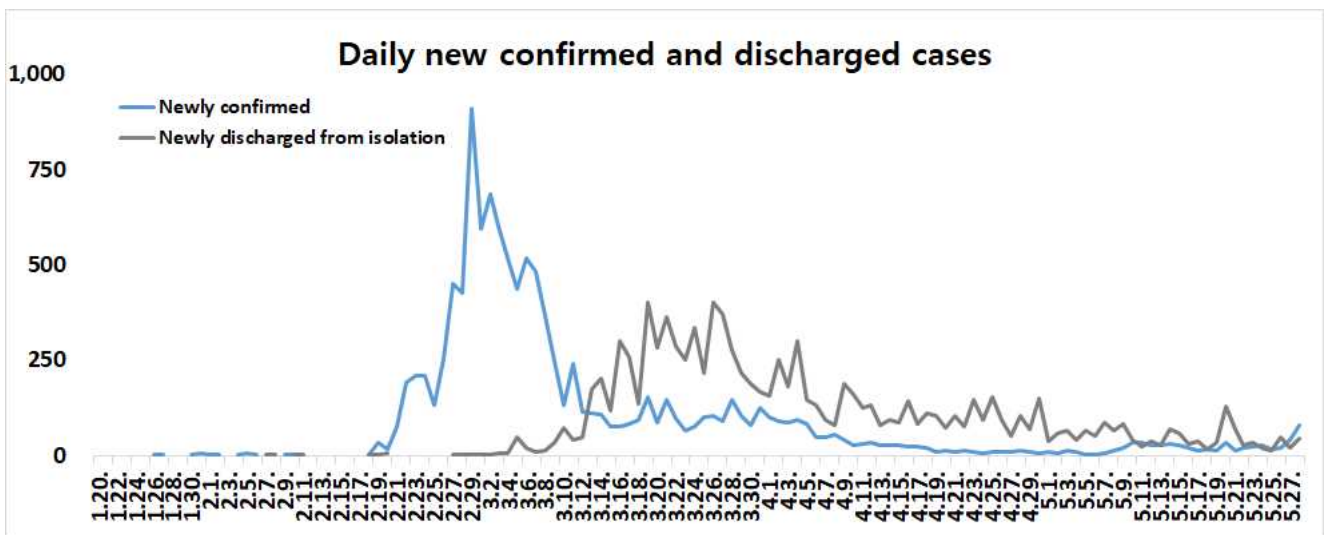
Korea Centers for Disease Control & Prevention

# Updates on COVID-19 in Republic of Korea

28 May 2020

- As of 0:00, 28 May 2020, the total number of confirmed cases is 11,344 (including 1,232 imported cases), of which 10,340 cases have been discharged from isolation. Newly confirmed cases are 79 in total.

| Period<br>(since 3 Jan)      | Total     | Tested positive (PCR) |                           |                 |          | Testing in progress | Tested negative (PCR) |
|------------------------------|-----------|-----------------------|---------------------------|-----------------|----------|---------------------|-----------------------|
|                              |           | Confirmed             | Discharged from isolation | Under isolation | Deceased |                     |                       |
| As of 0:00<br>27 May (Wed)   | 852,876   | 11,265                | 10,295                    | 701             | 269      | 21,061              | 820,550               |
| As of 0:00<br>28 May (Thurs) | 868,666   | 11,344                | 10,340                    | 735             | 269      | 22,370              | 834,952               |
| <b>Difference</b>            | (+)15,790 | (+)79                 | (+)45                     | (+)34           | 0        | (+)1,309            | (+)14,402             |





KCDC

Korea Centers for Disease Control & Prevention

# Updates on COVID-19 in Republic of Korea

28 May 2020

○ Regional distribution of total confirmed cases:

|                  | Total         | City       |            |              |            |           |           |           |           |
|------------------|---------------|------------|------------|--------------|------------|-----------|-----------|-----------|-----------|
|                  |               | Seoul      | Busan      | Daegu        | Incheon    | Gwangju   | Daejeon   | Ulsan     | Sejong    |
| Isolated         | 735           | 201        | 6          | 120          | 87         | 0         | 4         | 5         | 0         |
| Discharged       | 10,340        | 621        | 136        | 6,576        | 93         | 30        | 40        | 44        | 47        |
| Deceased         | 269           | 4          | 3          | 184          | 0          | 0         | 1         | 1         | 0         |
| <b>Subtotal</b>  | <b>11,344</b> | <b>826</b> | <b>145</b> | <b>6,880</b> | <b>180</b> | <b>30</b> | <b>45</b> | <b>50</b> | <b>47</b> |
| New (Difference) | 79            | 24         | 1          | 2            | 22         | 0         | 0         | 0         | 0         |

|                  | Total      | Province  |           |            |           |           |              |            |           |            |
|------------------|------------|-----------|-----------|------------|-----------|-----------|--------------|------------|-----------|------------|
|                  |            | Gyeonggi  | Gangwon   | Chungbuk   | Chungnam  | Jeonbuk   | Jeonnam      | Gyeongbuk  | Gyeongnam | Jeju       |
| Isolated         | 130        | 4         | 14        | 5          | 2         | 1         | 34           | 4          | 1         | 117        |
| Discharged       | 646        | 49        | 46        | 141        | 19        | 17        | 1,291        | 119        | 13        | 412        |
| Deceased         | 19         | 3         | 0         | 0          | 0         | 0         | 54           | 0          | 0         | 0          |
| <b>Subtotal</b>  | <b>795</b> | <b>56</b> | <b>60</b> | <b>146</b> | <b>21</b> | <b>18</b> | <b>1,379</b> | <b>123</b> | <b>14</b> | <b>529</b> |
| New (Difference) | 21         | 0         | 0         | 1          | 0         | 0         | 1            | 0          | 0         | 7          |

○ Case distribution by region:

| Region           | # of cases | (%)     | Incidence rate (per 0.1M) | Region                    | # of cases | (%)     | Incidence rate (per 0.1M) |
|------------------|------------|---------|---------------------------|---------------------------|------------|---------|---------------------------|
| Seoul            | 826        | (7.28)  | 8.49                      | Gyeonggi                  | 795        | (7.01)  | 6.00                      |
| Busan            | 145        | (1.28)  | 4.25                      | Gangwon                   | 56         | (0.49)  | 3.64                      |
| Daegu            | 6,880      | (60.65) | 282.37                    | Chungbuk                  | 60         | (0.53)  | 3.75                      |
| Incheon          | 180        | (1.59)  | 6.09                      | Chungnam                  | 146        | (1.29)  | 6.88                      |
| Gwangju          | 30         | (0.26)  | 2.06                      | Jeonbuk                   | 21         | (0.19)  | 1.16                      |
| Daejeon          | 45         | (0.40)  | 3.05                      | Jeonnam                   | 18         | (0.16)  | 0.97                      |
| Ulsan            | 50         | (0.44)  | 4.36                      | Gyeongbuk                 | 1,379      | (12.16) | 51.79                     |
| Sejong           | 47         | (0.41)  | 13.73                     | Gyeongnam                 | 123        | (1.08)  | 3.66                      |
| Border Screening | 529        | (4.66)  | -                         | Jeju                      | 14         | (0.12)  | 2.09                      |
| <b>Total</b>     |            |         |                           | <b>11,344 (100) 21.88</b> |            |         |                           |



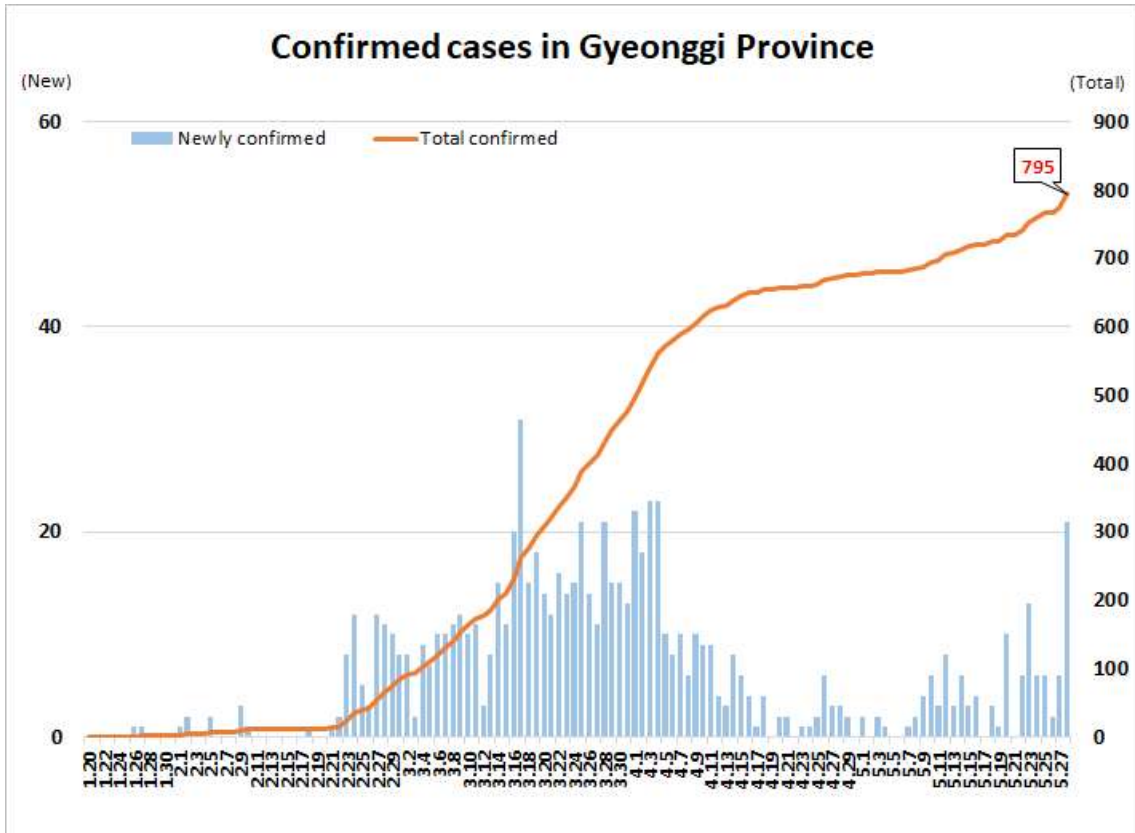
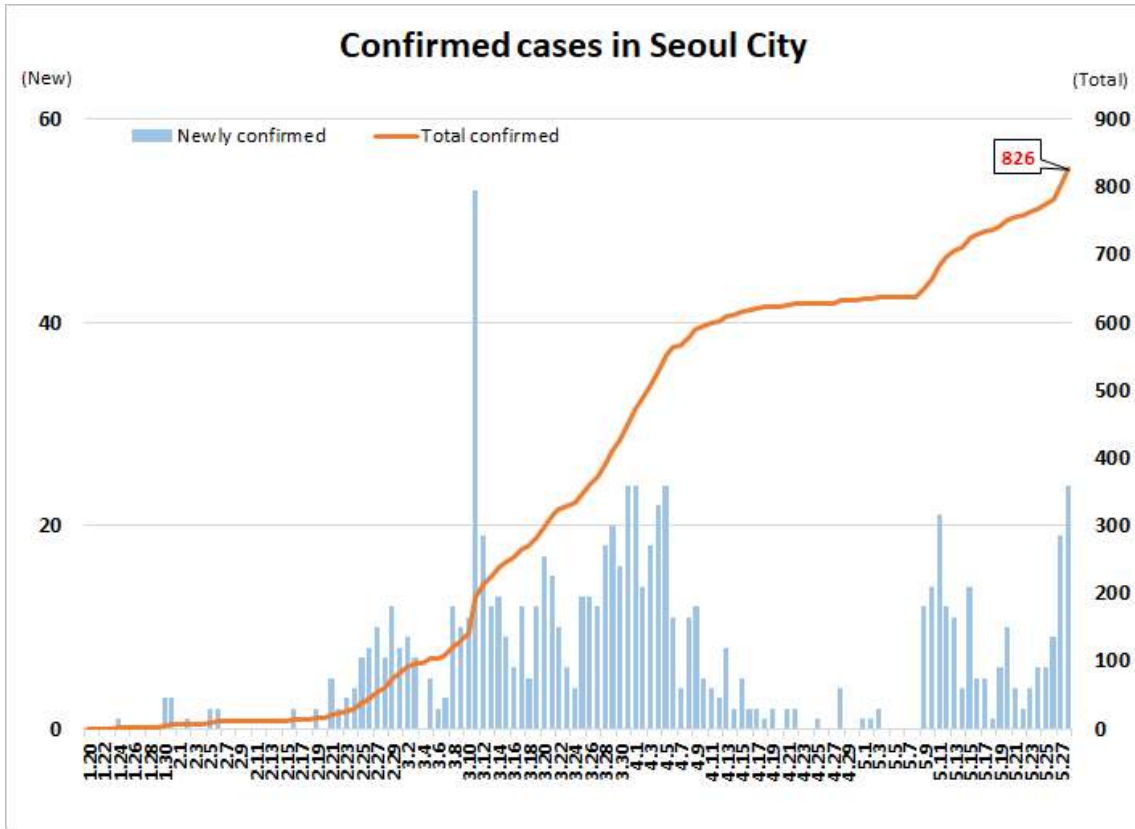
KCDC

Korea Centers for Disease Control & Prevention

# Updates on COVID-19 in Republic of Korea

28 May 2020

## DAILY NEW AND TOTAL CASES IN SEOUL/GYEONGGI REGIONS





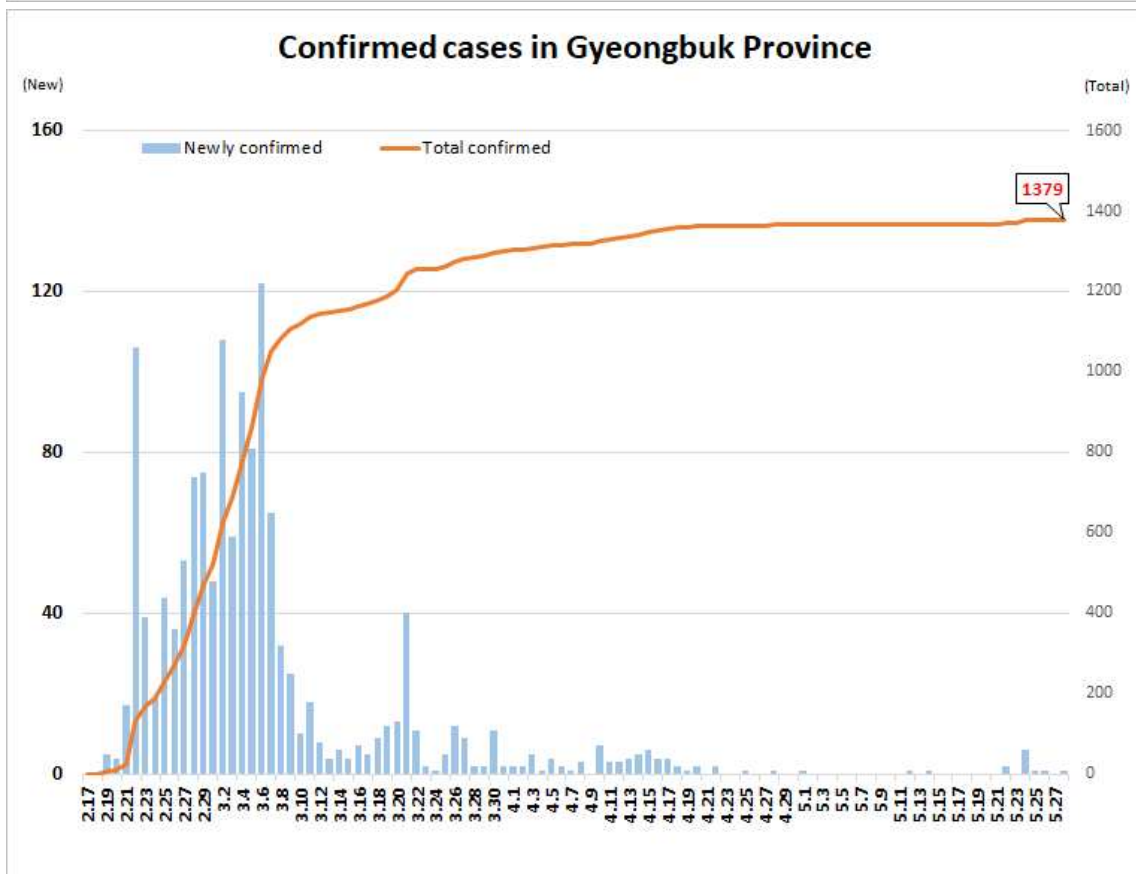
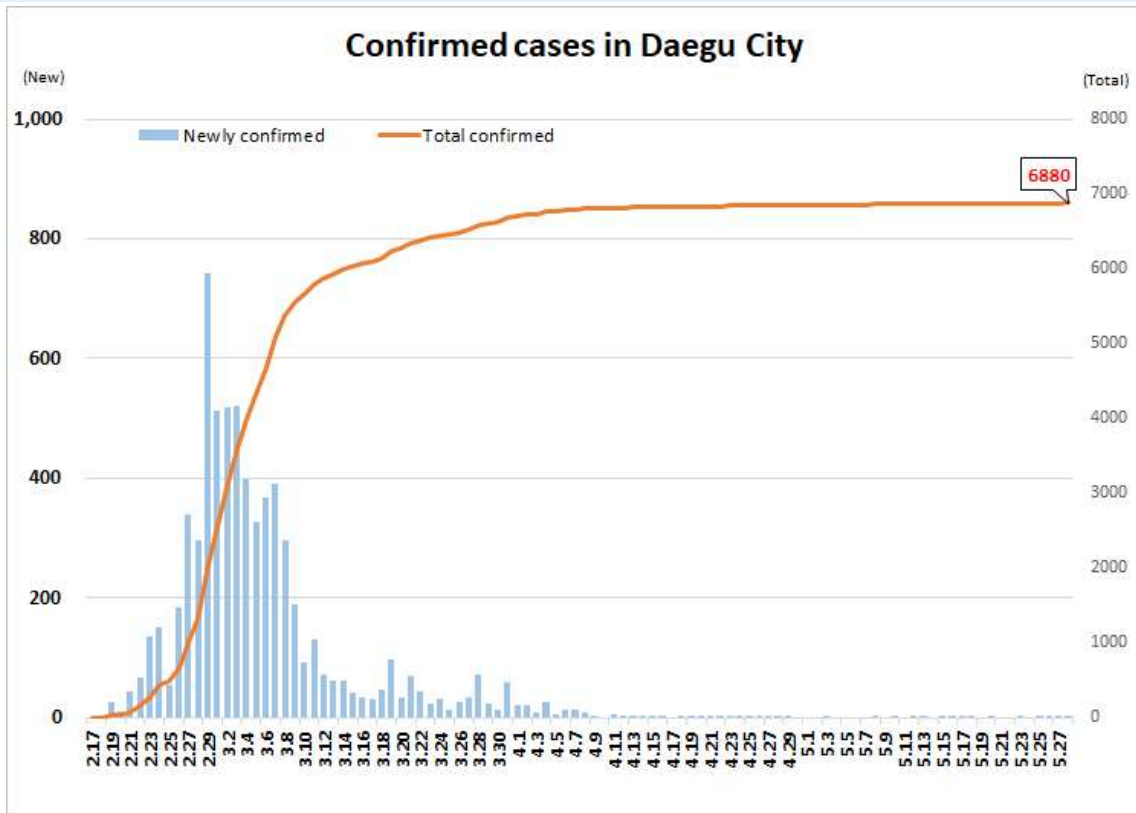
KCDC

Korea Centers for Disease Control & Prevention

# Updates on COVID-19 in Republic of Korea

28 May 2020

## DAILY NEW AND TOTAL CASES IN DAEGU/GYEONGBUK REGIONS





KCDC

Korea Centers for Disease Control & Prevention

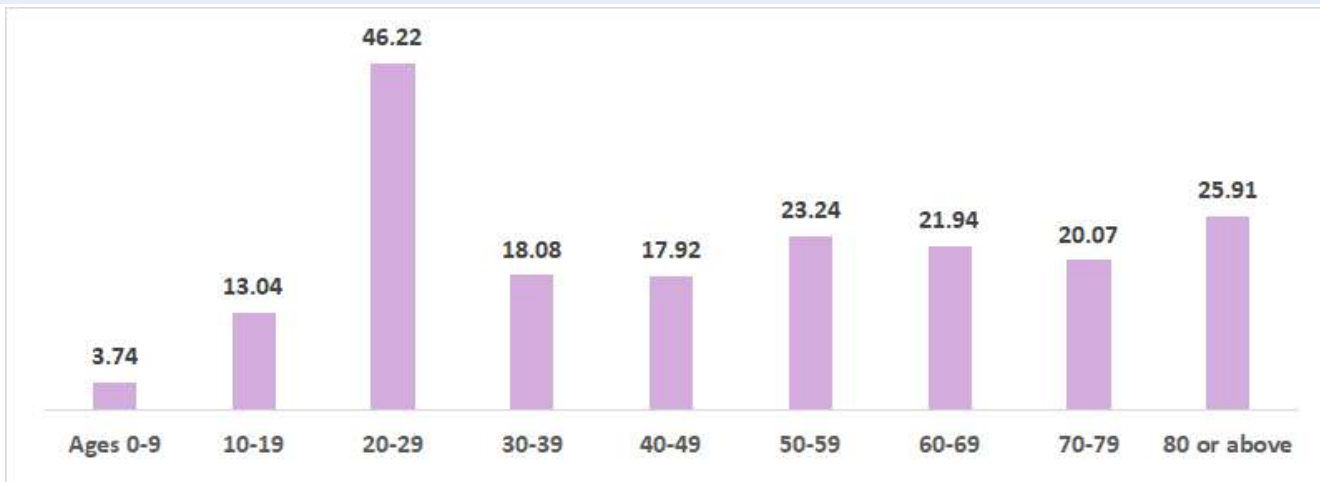
# Updates on COVID-19 in Republic of Korea

28 May 2020

## ○ Distribution by gender and age group:

|       |              | Confirmed Cases (%) | Deaths (%)  | Fatality rate (%) |
|-------|--------------|---------------------|-------------|-------------------|
| Total |              | 11,344 (100)        | 269 (100)   | 2.37              |
| Sex   | Male         | 4,727 (41.67)       | 142 (52.79) | 3.00              |
|       | Female       | 6,617 (58.33)       | 127 (47.21) | 1.92              |
| Age   | 80 and above | 492 (4.34)          | 131 (48.70) | 26.63             |
|       | 70-79        | 724 (6.38)          | 79 (29.37)  | 10.91             |
|       | 60-69        | 1,392 (12.27)       | 39 (14.50)  | 2.80              |
|       | 50-59        | 2,014 (17.75)       | 15 (5.58)   | 0.74              |
|       | 40-49        | 1,503 (13.25)       | 3 (1.12)    | 0.20              |
|       | 30-39        | 1,274 (11.23)       | 2 (0.74)    | 0.16              |
|       | 20-29        | 3,146 (27.73)       | 0 (0.00)    | -                 |
|       | 10-19        | 644 (5.68)          | 0 (0.00)    | -                 |
|       | 0-9          | 155 (1.37)          | 0 (0.00)    | -                 |

### INCIDENCE RATE BY AGE GROUP (PER 100,000)



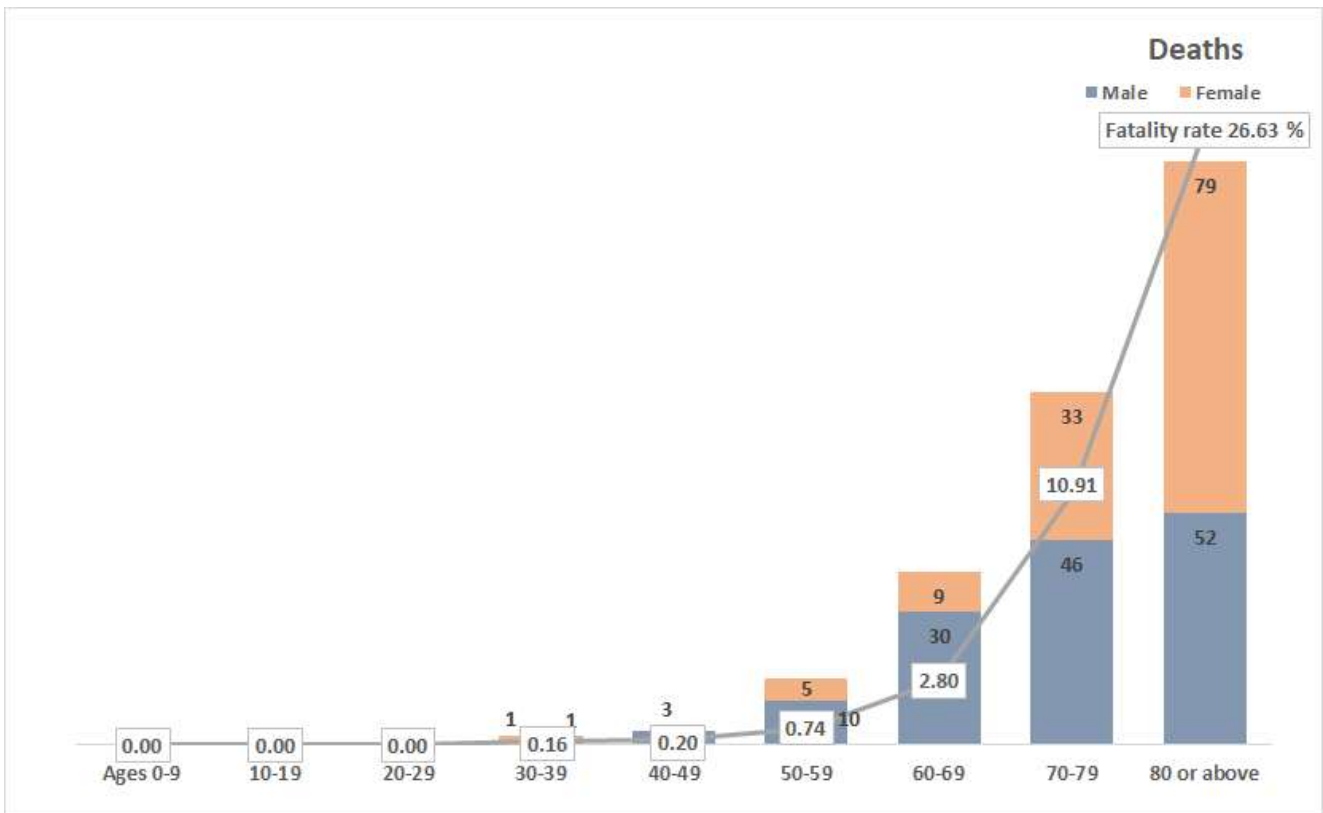
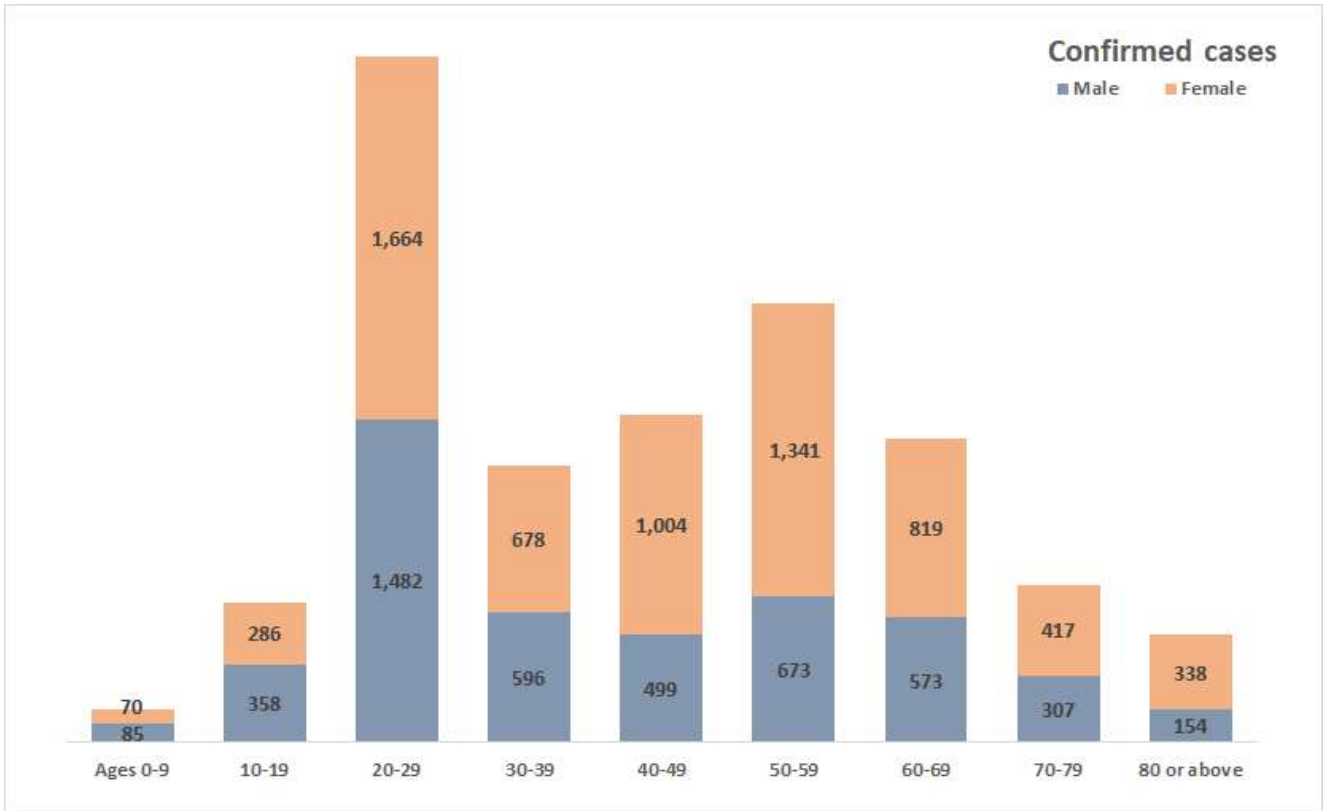


KCDC

Korea Centers for Disease Control & Prevention

# Updates on COVID-19 in Republic of Korea

28 May 2020





KCDC

Korea Centers for Disease Control & Prevention

# Updates on COVID-19 in Republic of Korea

28 May 2020

## IMPORTED CASES

