



KCDC

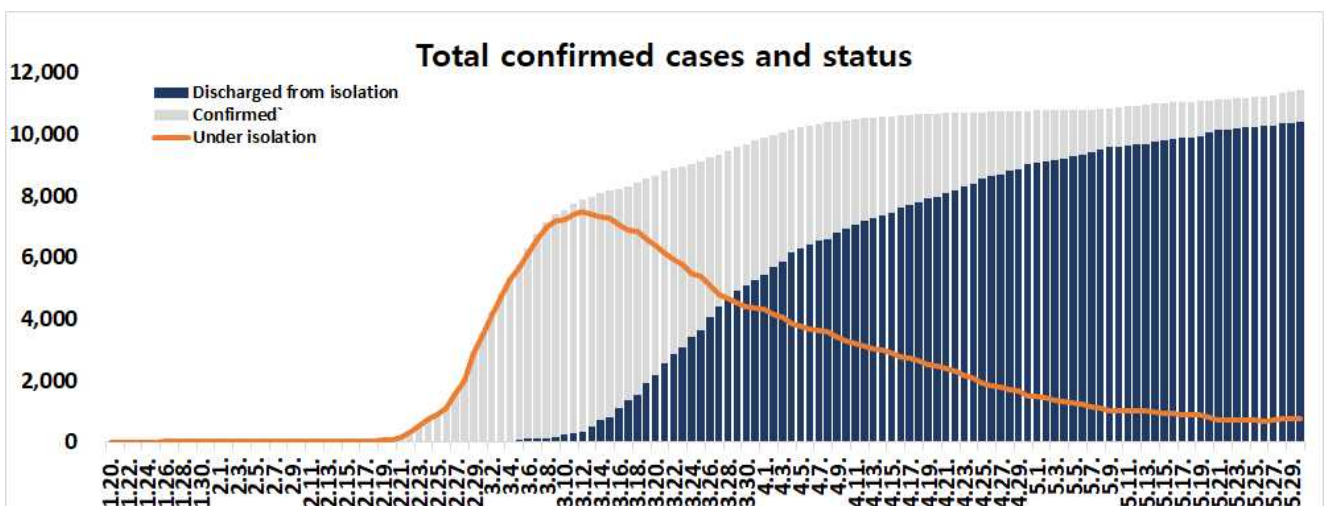
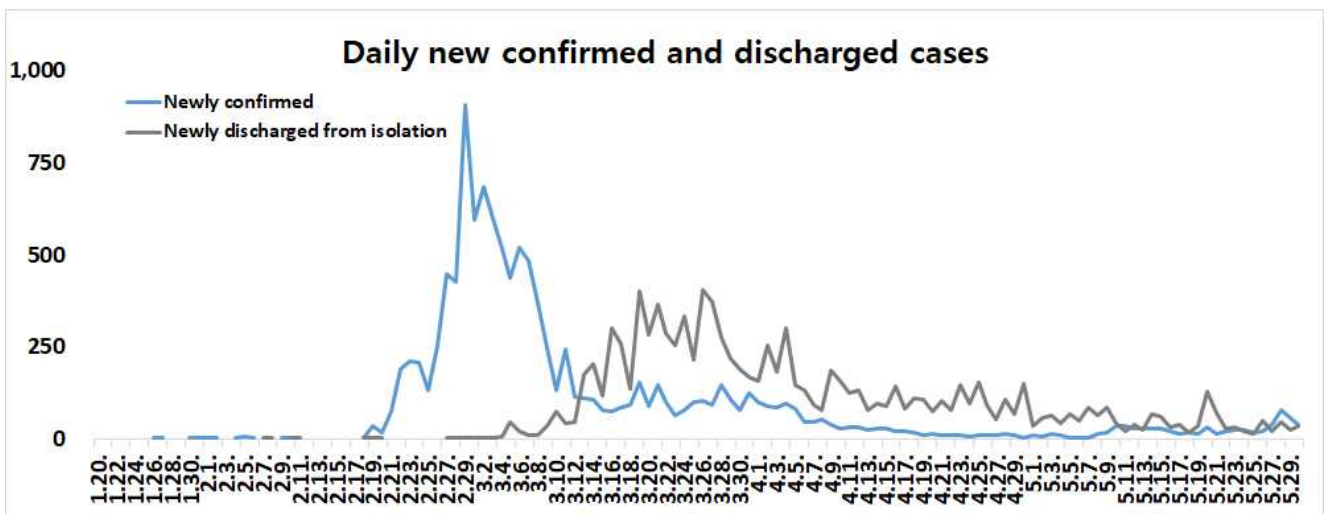
Korea Centers for Disease Control & Prevention

Updates on COVID-19 in Republic of Korea

30 May 2020

○ As of 0:00, 30 May 2020, the total number of confirmed cases is 11,441 (including 1,247 imported cases), of which 10,398 cases have been discharged from isolation. Newly confirmed cases are 39 in total.

Period (since 3 Jan)	Total	Tested positive (PCR)				Testing in progress	Tested negative (PCR)
		Confirmed	Discharged from isolation	Under isolation	Deceased		
As of 0:00 29 May (Fri)	885,120	11,402	10,363	770	269	24,557	849,161
As of 0:00 30 May (Sat)	902,901	11,441	10,398	774	269	26,298	865,162
Difference	(+)17,781	(+)39	(+)35	(+)4	0	(+)1,741	(+)16,001





KCDC

Korea Centers for Disease Control & Prevention

Updates on COVID-19 in Republic of Korea

30 May 2020

○ Regional distribution of total confirmed cases:

	Total	City							
		Seoul	Busan	Daegu	Incheon	Gwangju	Daejeon	Ulsan	Sejong
Isolated	774	224	5	92	109	2	2	5	0
Discharged	10,398	627	138	6,606	94	30	42	44	47
Deceased	269	4	3	184	0	0	1	1	0
Subtotal	11,441	855	146	6,882	203	32	45	50	47
New (Difference)	39	9	1	2	5	2	0	0	0

	Total	Province								
		Gyeonggi	Gangwon	Chungbuk	Chungnam	Jeonbuk	Jeonnam	Gyeongbuk	Gyeongnam	Jeju
Isolated	161	4	11	4	2	2	31	3	1	116
Discharged	648	50	49	142	19	17	1,294	120	13	418
Deceased	19	3	0	0	0	0	54	0	0	0
Subtotal	828	57	60	146	21	19	1,379	123	14	534
New (Difference)	13	1	0	0	0	1	0	0	0	5

○ Case distribution by region:

Region	# of cases	(%)	Incidence rate (per 0.1M)	Region	# of cases	(%)	Incidence rate (per 0.1M)
Seoul	855	(7.47)	8.78	Gyeonggi	828	(7.24)	6.25
Busan	146	(1.28)	4.28	Gangwon	57	(0.50)	3.70
Daegu	6,882	(60.15)	282.46	Chungbuk	60	(0.52)	3.75
Incheon	203	(1.77)	6.87	Chungnam	146	(1.28)	6.88
Gwangju	32	(0.28)	2.20	Jeonbuk	21	(0.18)	1.16
Daejeon	45	(0.39)	3.05	Jeonnam	19	(0.17)	1.02
Ulsan	50	(0.44)	4.36	Gyeongbuk	1,379	(12.05)	51.79
Sejong	47	(0.41)	13.73	Gyeongnam	123	(1.08)	3.66
Border Screening	534	(4.67)	-	Jeju	14	(0.12)	2.09
Total				11,441 (100) 22.07			



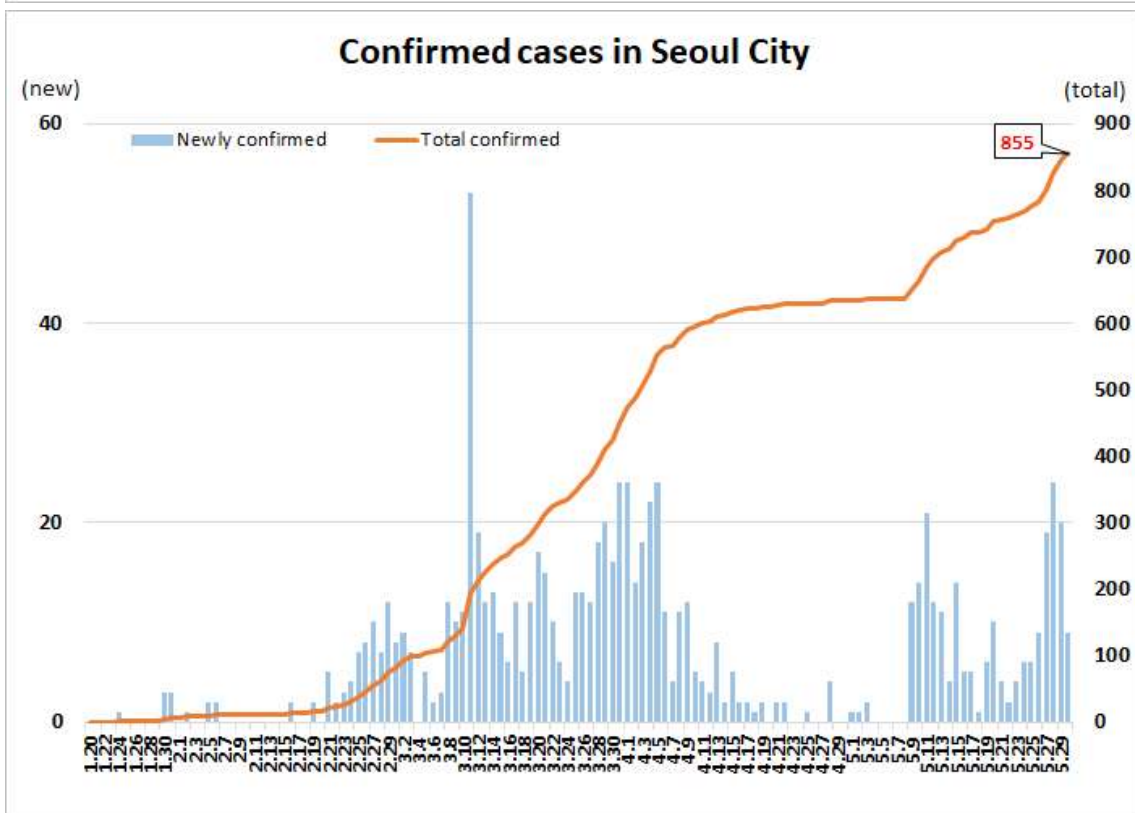
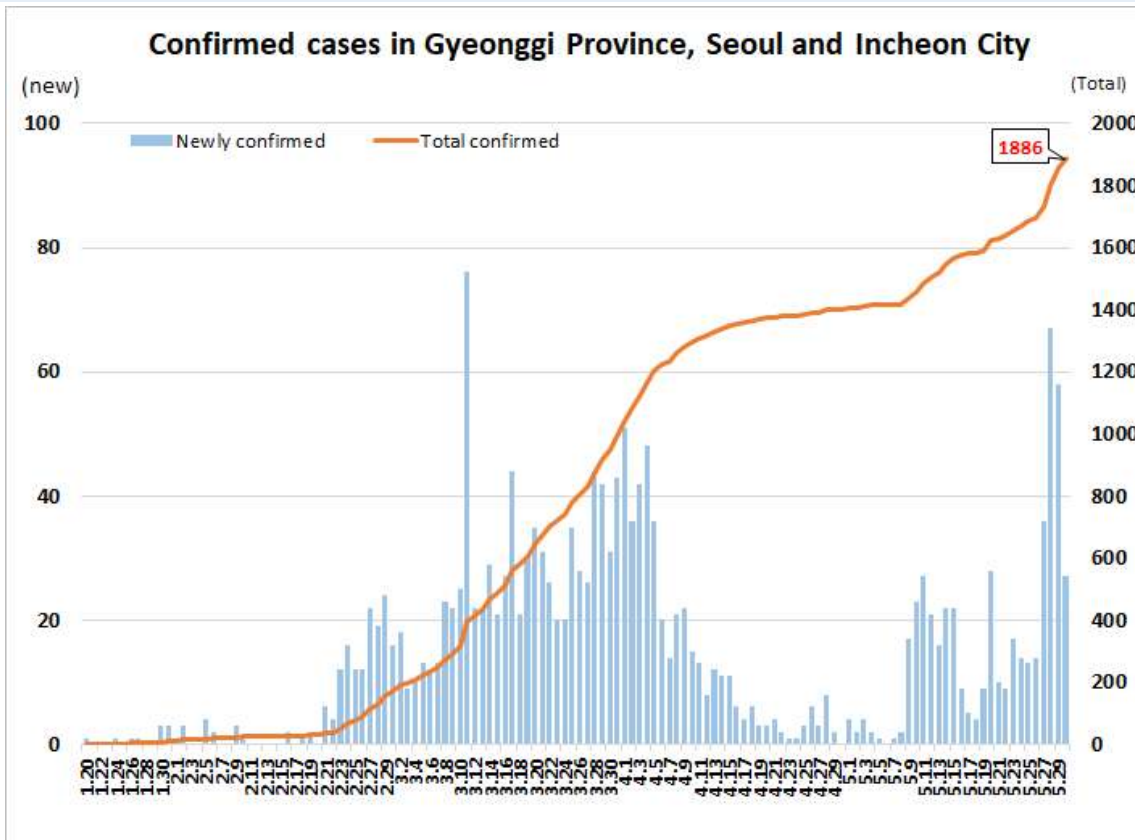
KCDC

Korea Centers for Disease Control & Prevention

Updates on COVID-19 in Republic of Korea

30 May 2020

DAILY NEW AND TOTAL CASES IN METROPOLITAN/SEOUL REGIONS





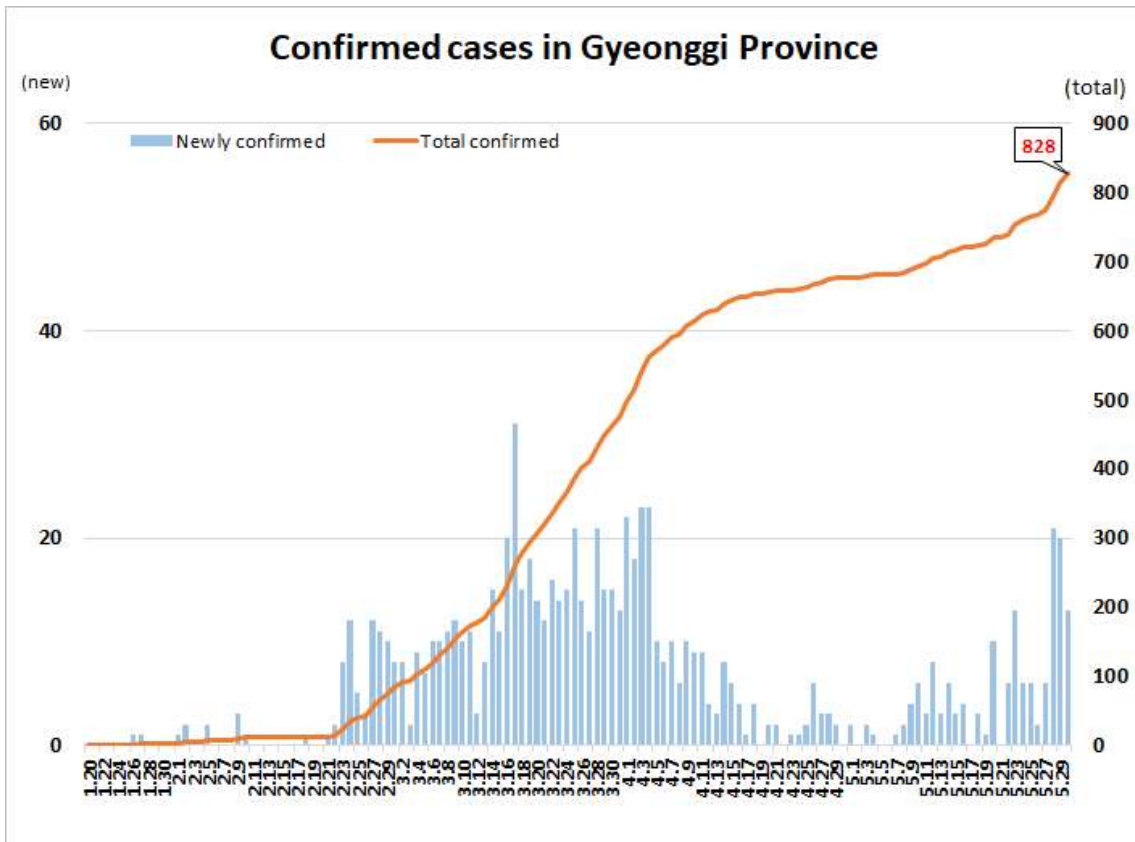
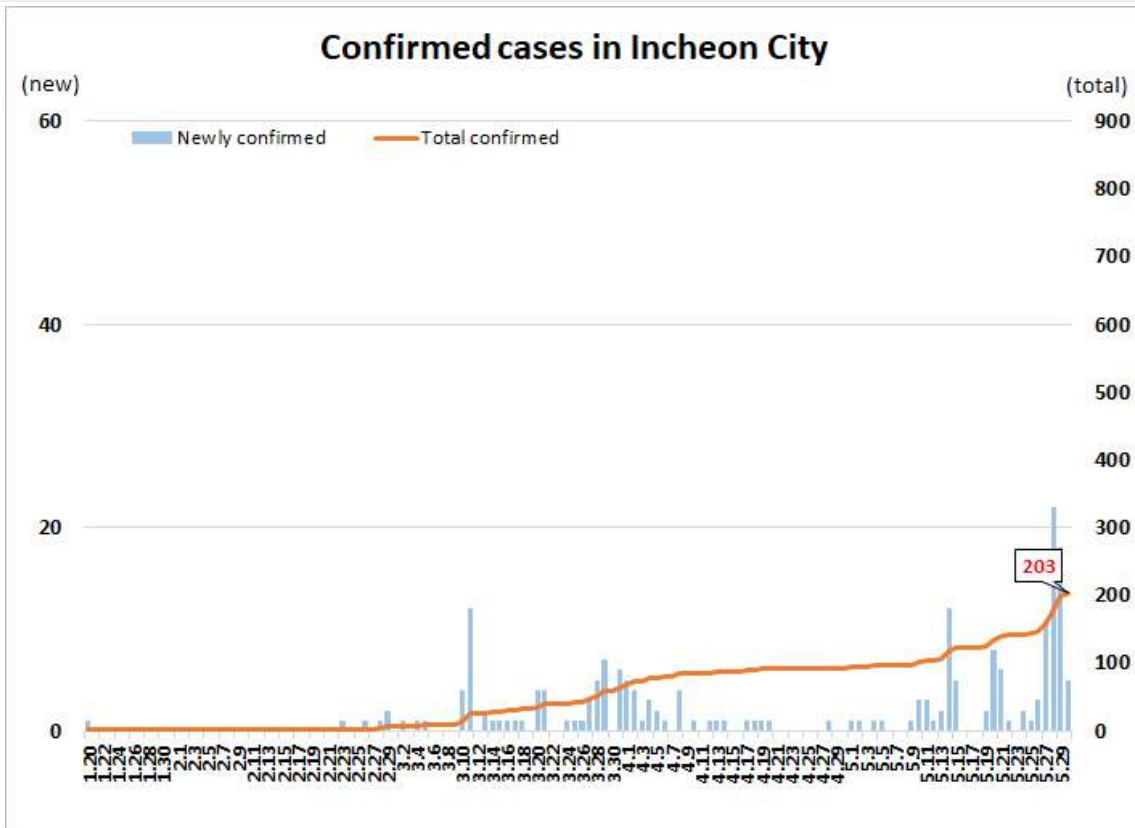
KCDC

Korea Centers for Disease Control & Prevention

Updates on COVID-19 in Republic of Korea

30 May 2020

DAILY NEW AND TOTAL CASES IN INCHEON/GYEONGGI REGIONS





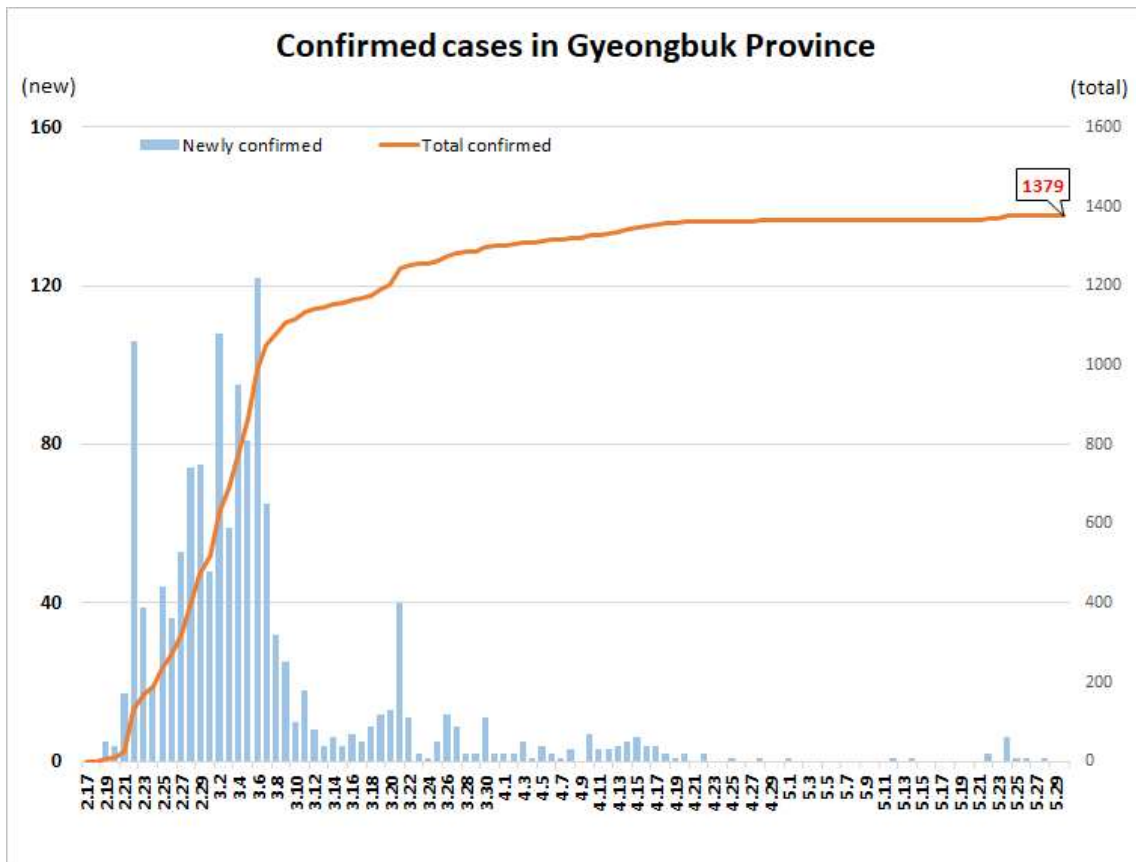
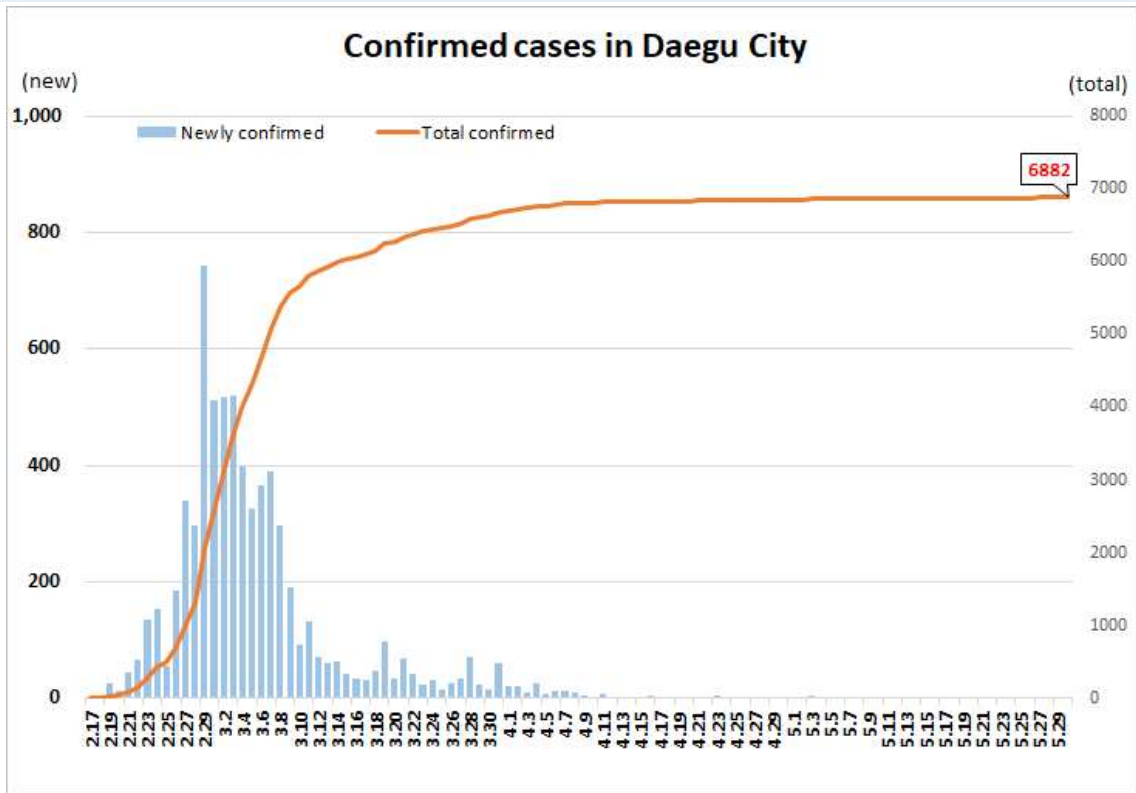
KCDC

Korea Centers for Disease Control & Prevention

Updates on COVID-19 in Republic of Korea

30 May 2020

DAILY NEW AND TOTAL CASES IN DAEGU/GYEONGBUK REGIONS





KCDC

Korea Centers for Disease Control & Prevention

Updates on COVID-19 in Republic of Korea

30 May 2020

○ Distribution by gender and age group:

		Confirmed Cases (%)	Deaths (%)	Fatality rate (%)
Total		11,441 (100)	269 (100)	2.35
Sex	Male	4,780 (41.78)	142 (52.79)	2.97
	Female	6,661 (58.22)	127 (47.21)	1.91
Age	80 and above	498 (4.35)	131 (48.70)	26.31
	70-79	725 (6.34)	79 (29.37)	10.90
	60-69	1,404 (12.27)	39 (14.50)	2.78
	50-59	2,033 (17.77)	15 (5.58)	0.74
	40-49	1,517 (13.26)	3 (1.12)	0.20
	30-39	1,285 (11.23)	2 (0.74)	0.16
	20-29	3,167 (27.68)	0 (0.00)	-
	10-19	655 (5.73)	0 (0.00)	-
	0-9	157 (1.37)	0 (0.00)	-

INCIDENCE RATE BY AGE GROUP (PER 100,000)



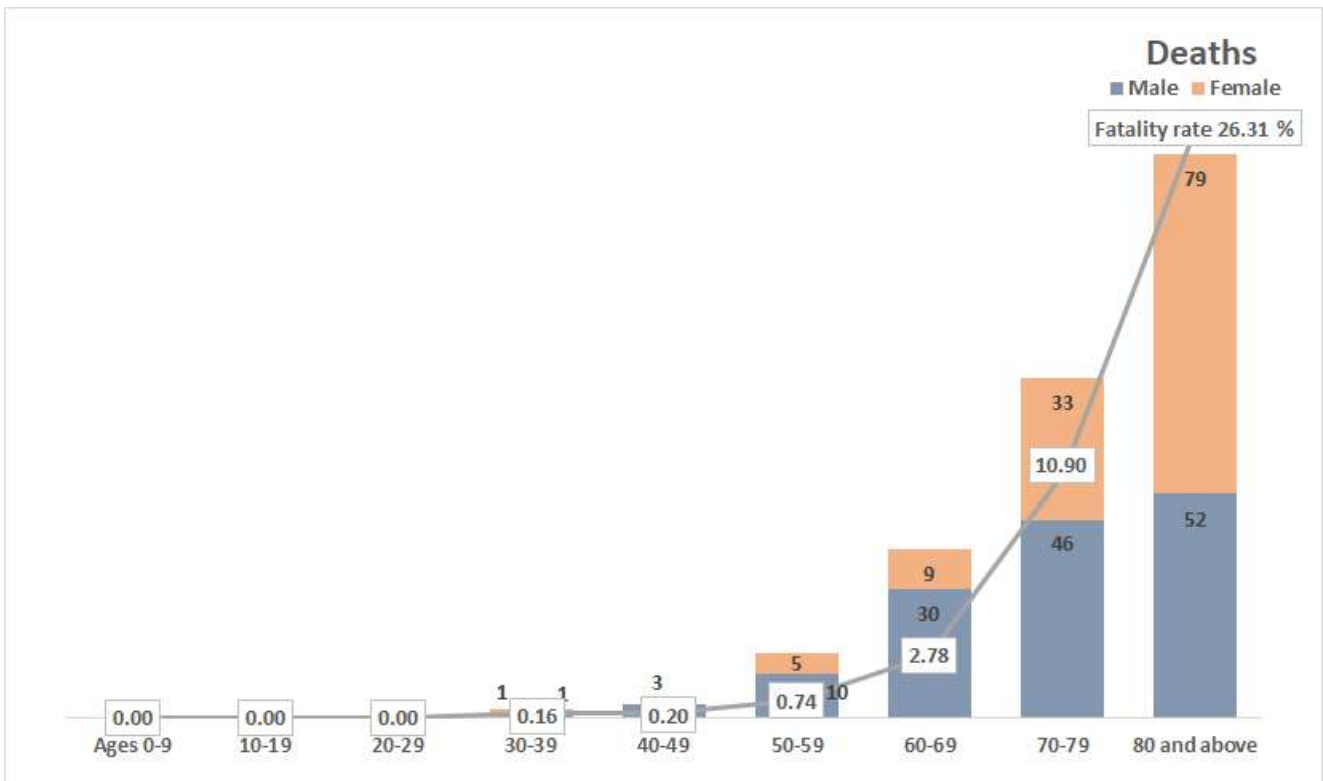
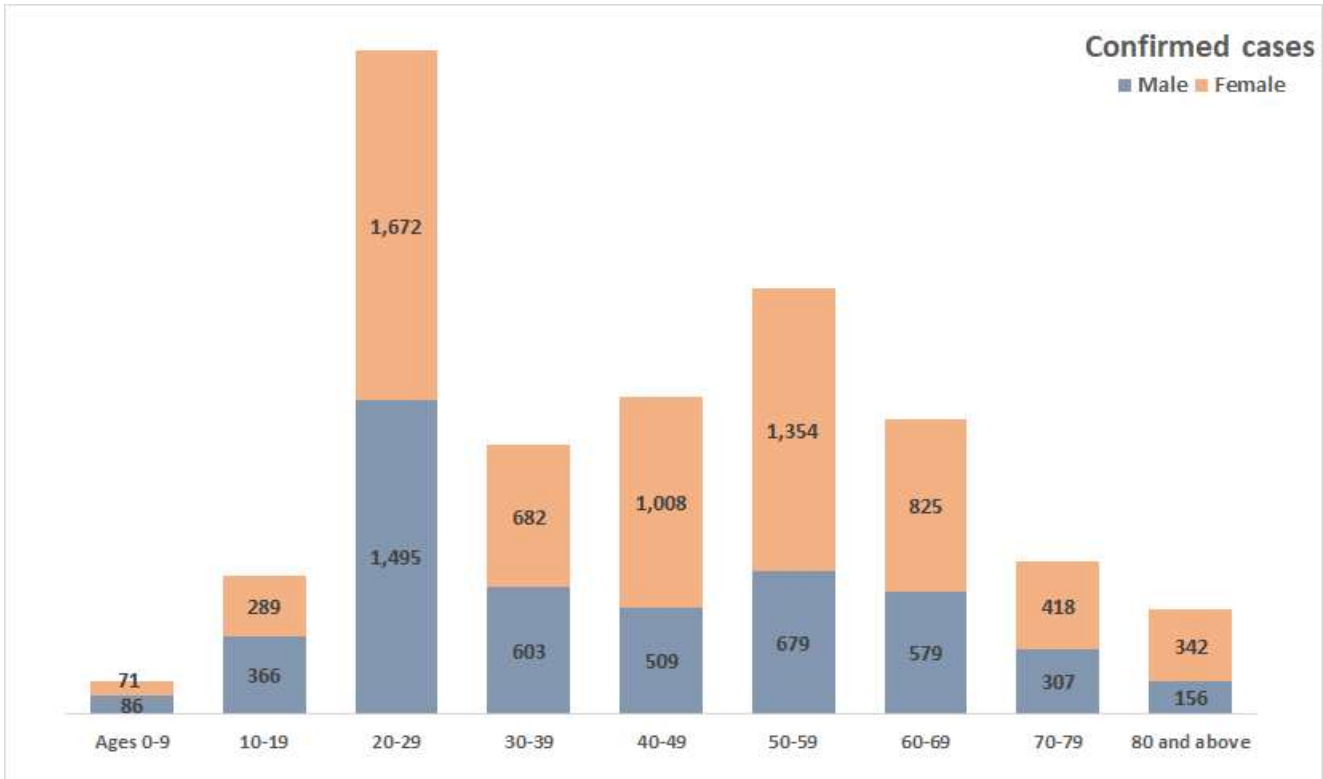


KCDC

Korea Centers for Disease Control & Prevention

Updates on COVID-19 in Republic of Korea

30 May 2020





KCDC

Korea Centers for Disease Control & Prevention

Updates on COVID-19 in Republic of Korea

30 May 2020

IMPORTED CASES

