



KCDC

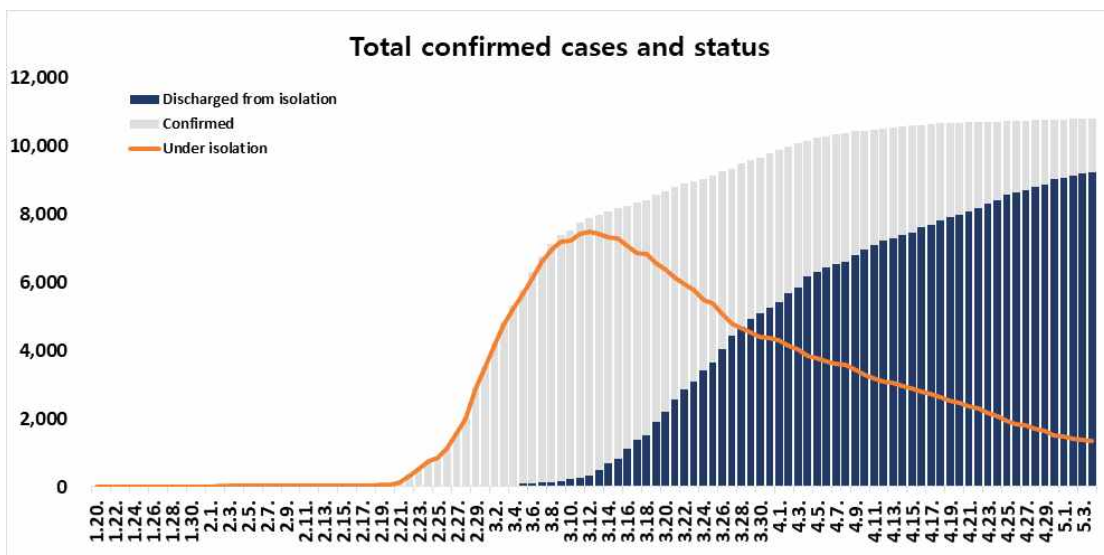
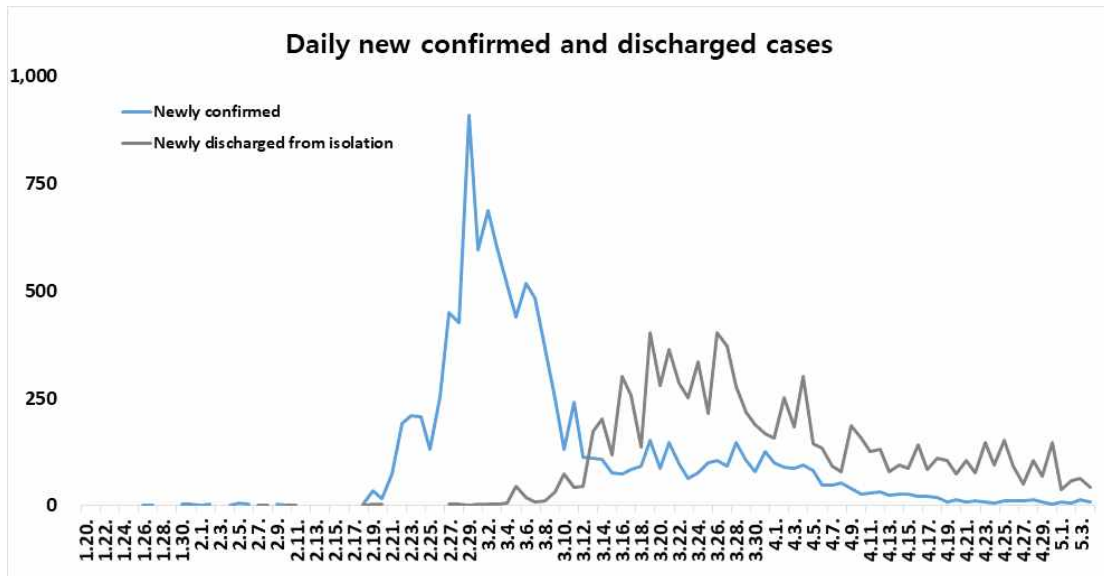
Korea Centers for Disease Control & Prevention

# Updates on COVID-19 in Republic of Korea

4 May 2020

○ As of 0:00, 4 May 2020, the total number of confirmed cases is 10,801 (including 1,099 imported cases), of which 9,217 cases have been discharged from isolation. Newly confirmed cases are 8 in total.

Period (since 3 Jan)	Total	Tested positive (PCR)				Being tested	Tested negative
		Confirmed	Discharged from isolation	Under isolation	Deceased		
As of 0:00 3 May (Sun)	630,973	10,793	9,183	1,360	250	8,588	611,592
As of 0:00 4 May (Mon)	633,921	10,801	9,217	1,332	252	8,176	614,944
Difference	(+)2,948	(+)8	(+)34	(-)28	(+)2	(-)412	(+)3,352





KCDC

Korea Centers for Disease Control & Prevention

# Updates on COVID-19 in Republic of Korea

4 May 2020

○ Regional distribution of total confirmed cases:

	Total	City							
		Seoul	Busan	Daegu	Incheon	Gwangju	Daejeon	Ulsan	Sejong
Isolated	1,332	154	18	505	24	2	3	6	2
Discharged	9,217	481	117	6,177	72	28	36	37	44
Deceased	252	2	3	174	0	0	1	1	0
<b>Subtotal</b>	<b>10,801</b>	<b>637</b>	<b>138</b>	<b>6,856</b>	<b>96</b>	<b>30</b>	<b>40</b>	<b>44</b>	<b>46</b>
New (Difference)	8	0	0	0	1	0	0	1	0

	Total	Province									Other
		Gyeonggi	Gangwon	Chungbuk	Chungnam	Jeonbuk	Jeonnam	Gyeongbuk	Gyeongnam	Jeju	
Isolated	150	9	3	15	6	4	140	16	5	270	
Discharged	515	42	42	128	12	12	1,173	101	8	192	
Deceased	16	2	0	0	0	0	53	0	0	0	
<b>Subtotal</b>	<b>681</b>	<b>53</b>	<b>45</b>	<b>143</b>	<b>18</b>	<b>16</b>	<b>1,366</b>	<b>117</b>	<b>13</b>	<b>462</b>	
New (Difference)	1	0	0	0	0	1	0	0	0	4	

○ Case distribution and incidence rate by region:

Region	# of cases	(%)	Incidence rate (per 0.1M)	Region	# of cases	(%)	Incidence rate (per 0.1M)
Seoul	637	(5.90)	6.54	Gyeonggi	681	(6.30)	5.14
Busan	138	(1.28)	4.04	Gangwon	53	(0.49)	3.44
Daegu	6,856	(63.48)	281.39	Chungbuk	45	(0.42)	2.81
Incheon	96	(0.89)	3.25	Chungnam	143	(1.32)	6.74
Gwangju	30	(0.28)	2.06	Jeonbuk	18	(0.17)	0.99
Daejeon	40	(0.37)	2.71	Jeonnam	16	(0.15)	0.86
Ulsan	44	(0.41)	3.84	Gyeongbuk	1,366	(12.65)	51.31
Sejong	46	(0.43)	13.44	Gyeongnam	117	(1.08)	3.48
Airport Screening	462	(4.28)	-	Jeju	13	(0.12)	1.94
<b>Total</b>				<b>10,801 (100) 20.83</b>			



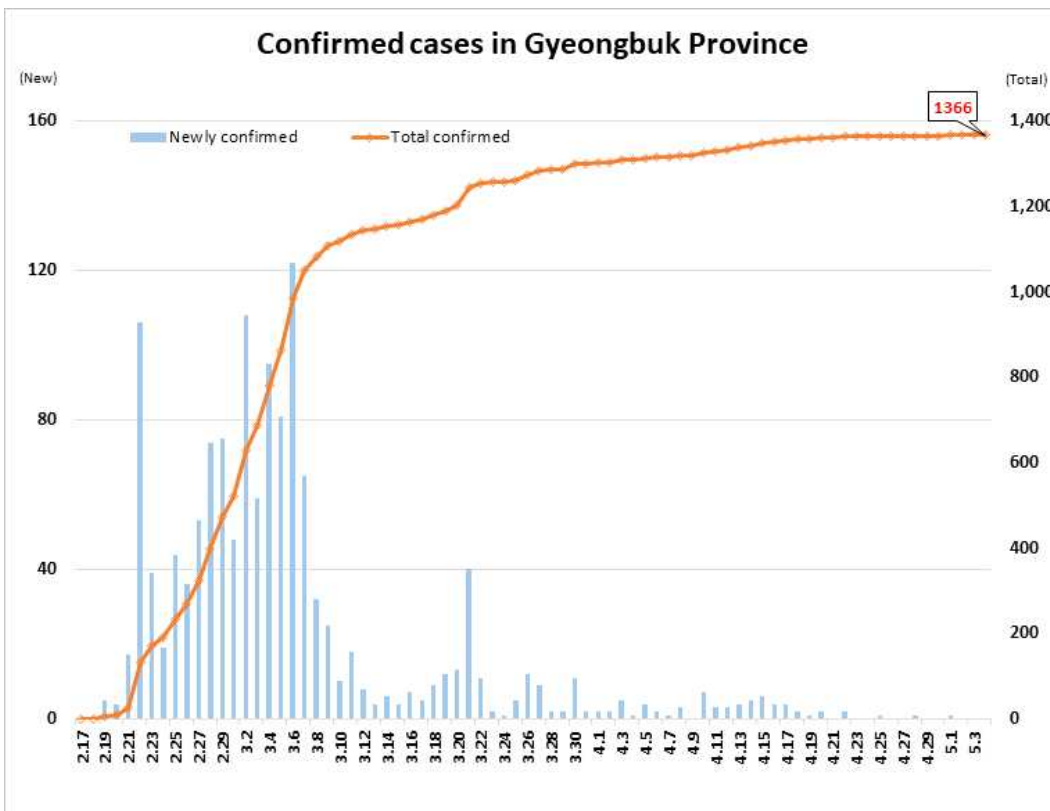
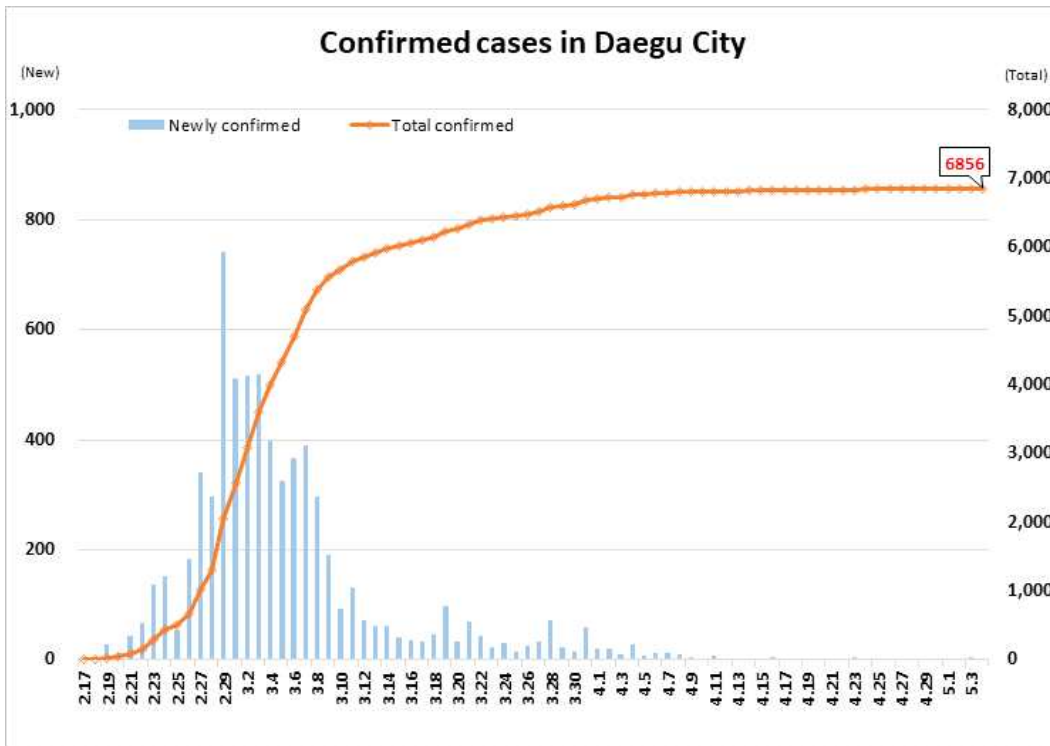
KCDC

Korea Centers for Disease Control & Prevention

# Updates on COVID-19 in Republic of Korea

4 May 2020

## ○ Daily case trends by region:



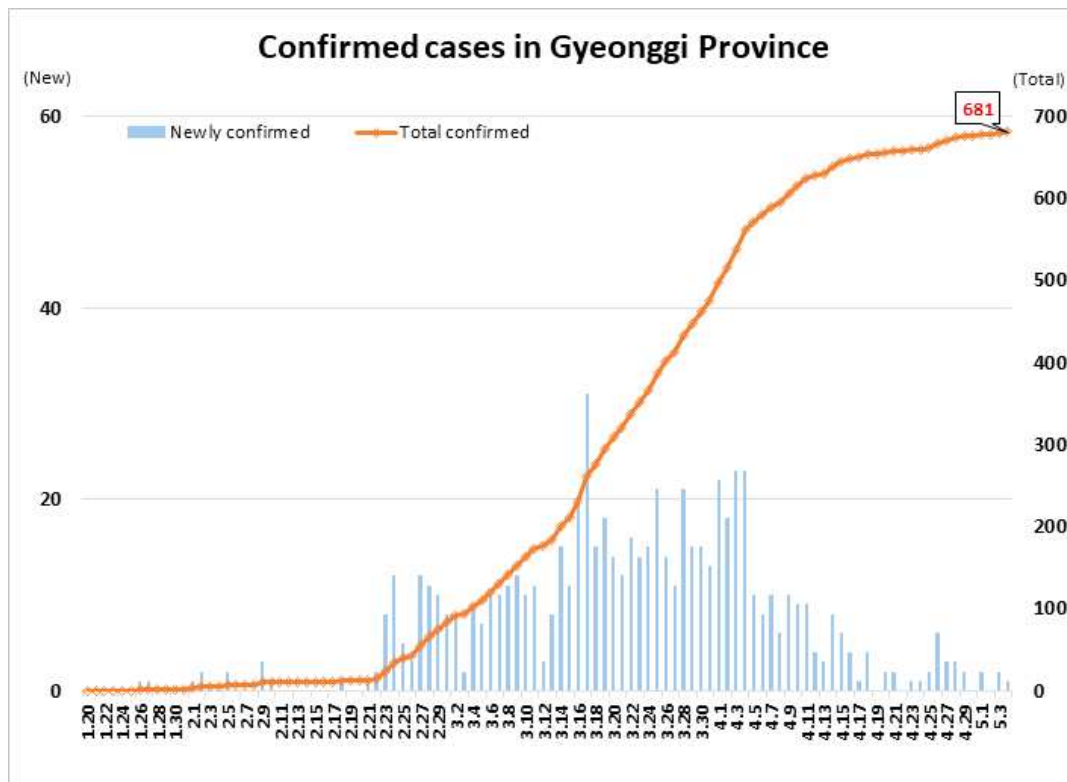
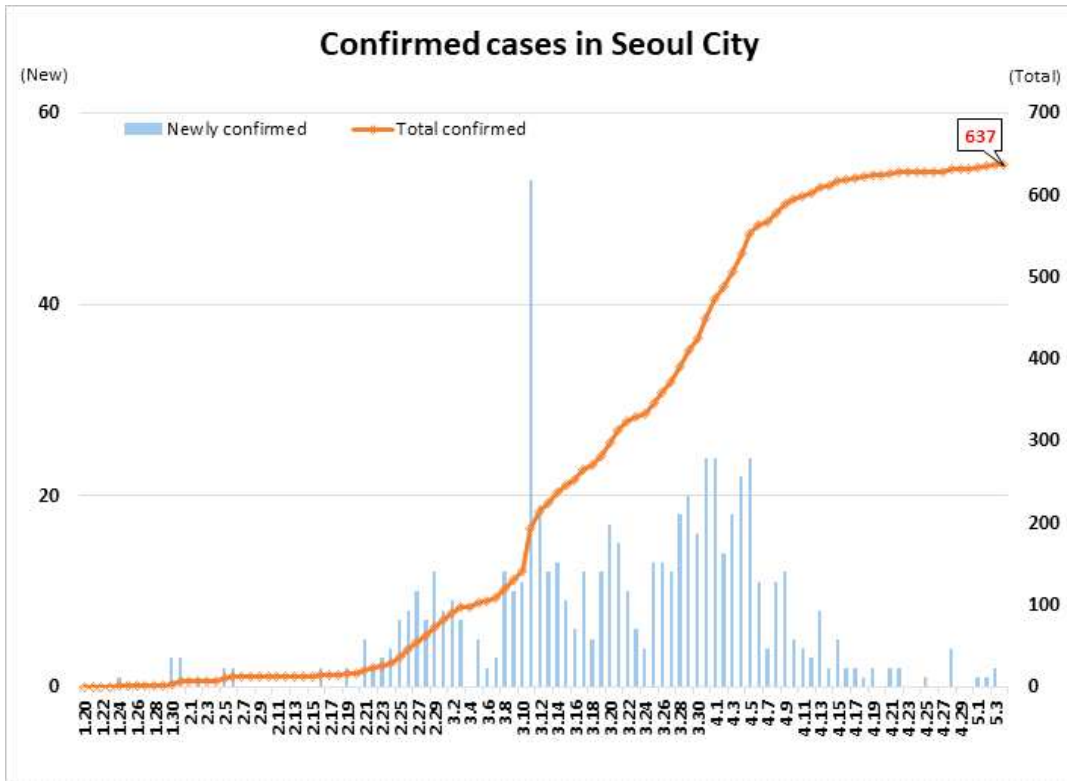


KCDC

Korea Centers for Disease Control & Prevention

# Updates on COVID-19 in Republic of Korea

4 May 2020





KCDC

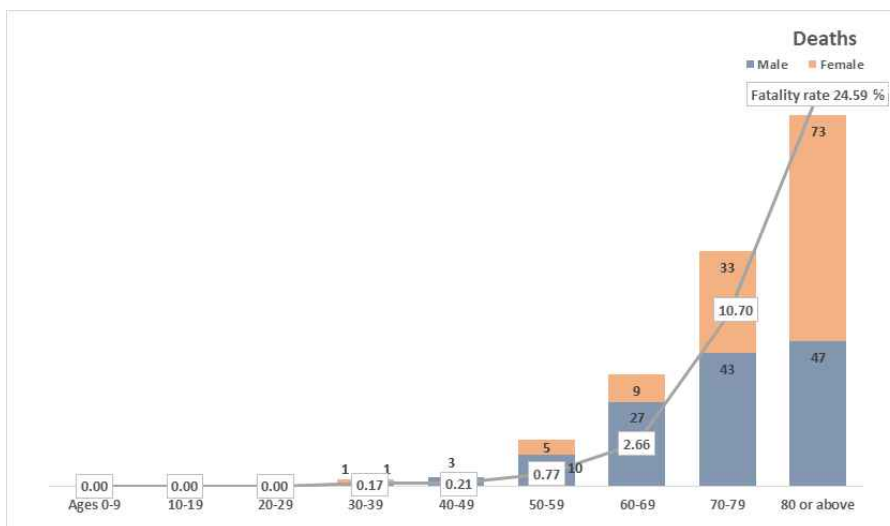
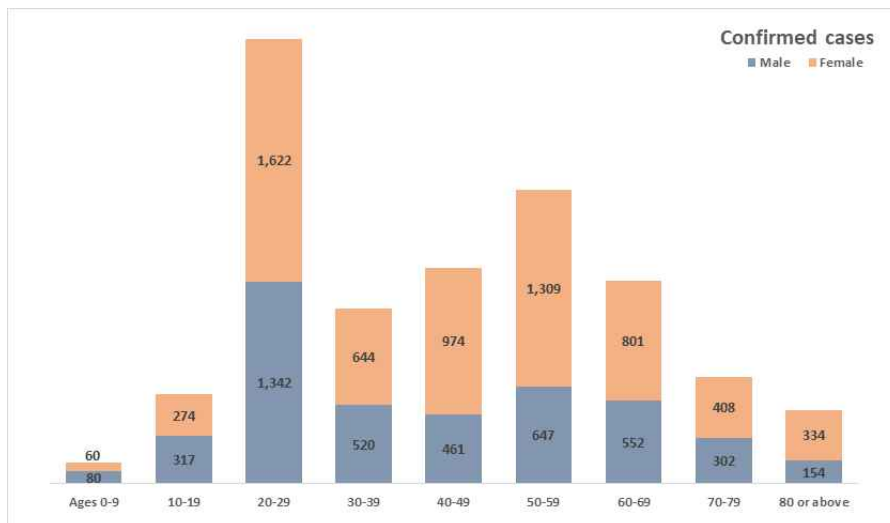
Korea Centers for Disease Control & Prevention

# Updates on COVID-19 in Republic of Korea

4 May 2020

○ Case distribution by gender and age group:

		Confirmed Cases (%)	Deaths (%)	Fatality rate (%)
Total		10,801 (100)	252 (100)	2.33
Sex	Male	4,375 (40.51)	131 (51.98)	2.99
	Female	6,426 (59.49)	121 (48.02)	1.88
Age	80 and above	488 (4.52)	120 (47.62)	24.59
	70-79	710 (6.57)	76 (30.16)	10.70
	60-69	1,353 (12.53)	36 (14.29)	2.66
	50-59	1,956 (18.11)	15 (5.95)	0.77
	40-49	1,435 (13.29)	3 (1.19)	0.21
	30-39	1,164 (10.78)	2 (0.79)	0.17
	20-29	2,964 (27.44)	0 (0.00)	-
	10-19	591 (5.47)	0 (0.00)	-
	0-9	140 (1.30)	0 (0.00)	-





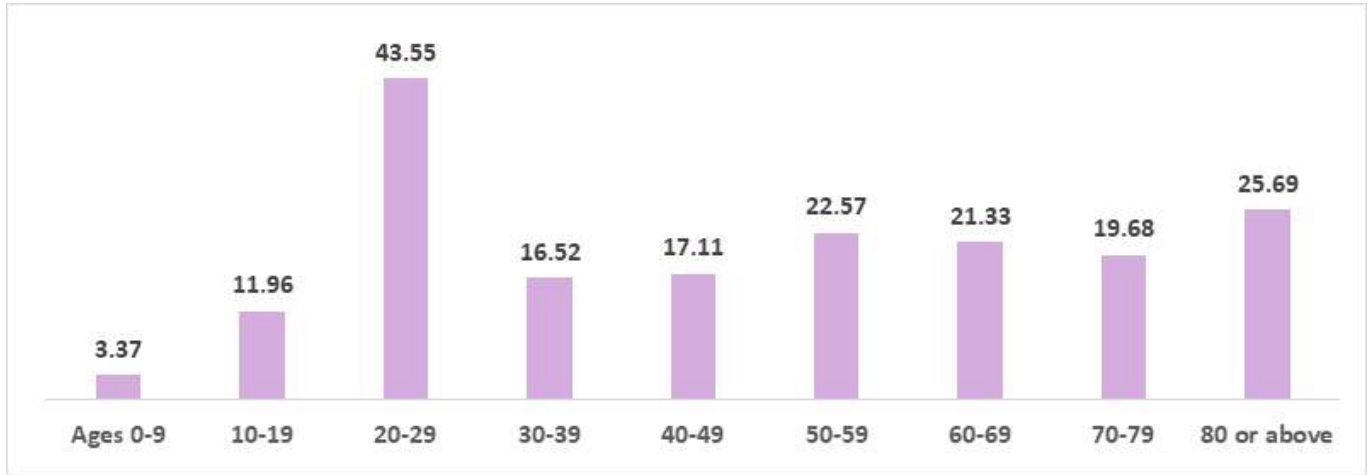
KCDC

Korea Centers for Disease Control & Prevention

# Updates on COVID-19 in Republic of Korea

4 May 2020

## ○ Incidence rate by age group (per 100,000):



## ○ Imported cases:

