



KCDC

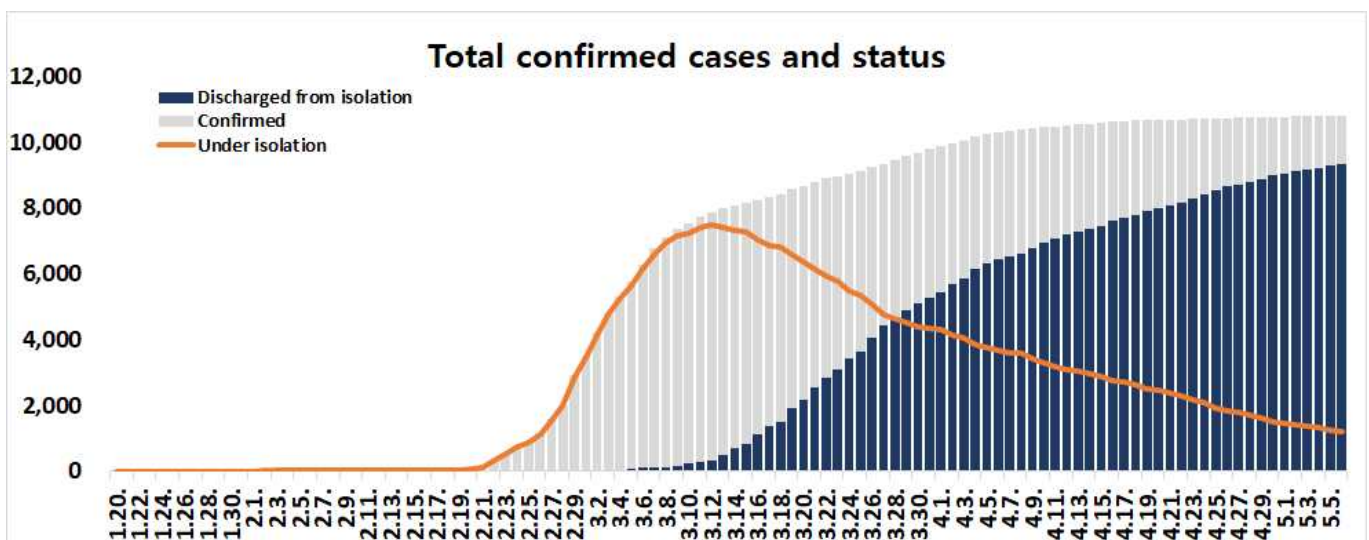
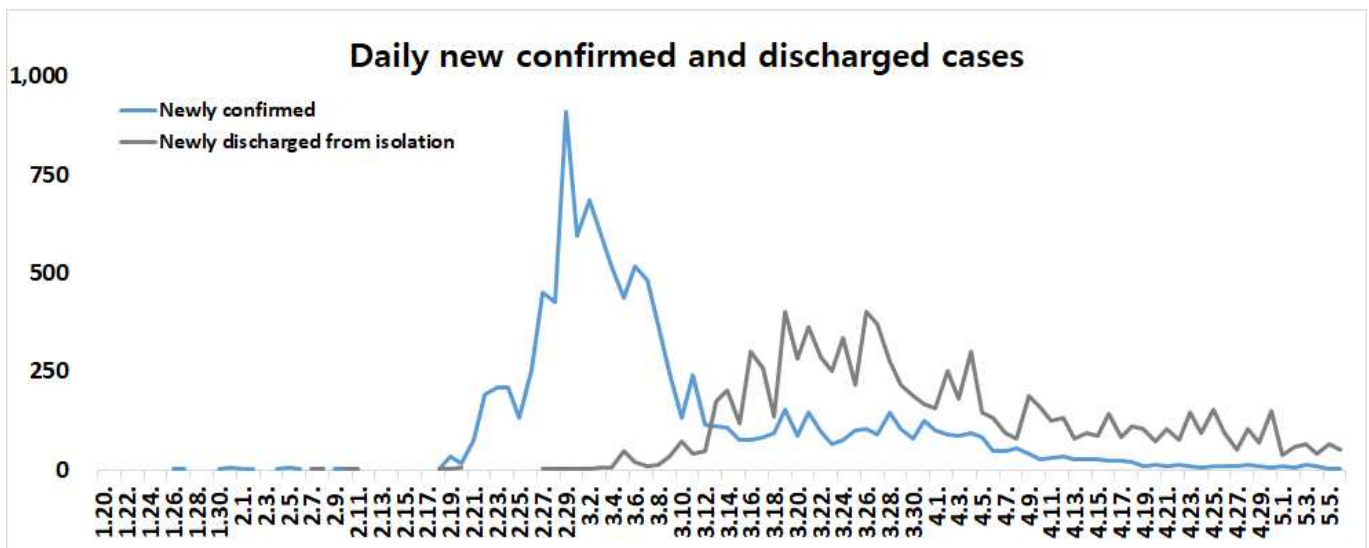
Korea Centers for Disease Control & Prevention

# Updates on COVID-19 in Republic of Korea

6 May 2020

○ As of 0:00, 6 May 2020, the total number of confirmed cases is 10,806 (including 1,104 imported cases), of which 9,333 cases have been discharged from isolation. Newly confirmed cases are 2 in total.

Period (since 3 Jan)	Total	Tested positive (PCR)				Being tested	Tested negative
		Confirmed	Discharged from isolation	Under isolation	Deceased		
As of 0:00 5 May (Tues)	640,237	10,804	9,283	1,267	254	8,858	620,575
As of 0:00 6 May (Wed)	643,095	10,806	9,333	1,218	255	8,009	624,280
Difference	(+)2,858	(+)2	(+)50	(-)49	(+)1	(-)849	(+)3,705





KCDC

Korea Centers for Disease Control & Prevention

# Updates on COVID-19 in Republic of Korea

6 May 2020

○ Regional distribution of total confirmed cases:

	Total	City							
		Seoul	Busan	Daegu	Incheon	Gwangju	Daejeon	Ulsan	Sejong
Isolated	1,218	141	16	462	25	2	1	6	1
Discharged	9,333	494	119	6,217	72	28	38	37	45
Deceased	255	2	3	177	0	0	1	1	0
<b>Subtotal</b>	<b>10,806</b>	<b>637</b>	<b>138</b>	<b>6,856</b>	<b>97</b>	<b>30</b>	<b>40</b>	<b>44</b>	<b>46</b>
New (Difference)	2	0	0	0	0	0	0	0	0

	Total	Province									Other
		Gyeonggi	Gangwon	Chungbuk	Chungnam	Jeonbuk	Jeonnam	Gyeongbuk	Gyeongnam	Jeju	
Isolated	140	9	3	15	6	4	123	13	1	250	
Discharged	525	42	42	128	12	12	1,190	104	12	216	
Deceased	16	2	0	0	0	0	53	0	0	0	
<b>Subtotal</b>	<b>681</b>	<b>53</b>	<b>45</b>	<b>143</b>	<b>18</b>	<b>16</b>	<b>1,366</b>	<b>117</b>	<b>13</b>	<b>466</b>	
New (Difference)	0	0	0	0	0	0	0	0	0	2	

○ Case distribution and incidence rate by region:

Region	# of cases	(%)	Incidence rate (per 0.1M)	Region	# of cases	(%)	Incidence rate (per 0.1M)
Seoul	637	(6.30)	6.54	Gyeonggi	681	(6.30)	5.14
Busan	138	(0.49)	4.04	Gangwon	53	(0.49)	3.44
Daegu	6,856	(0.42)	281.39	Chungbuk	45	(0.42)	2.81
Incheon	97	(1.32)	3.28	Chungnam	143	(1.32)	6.74
Gwangju	30	(0.17)	2.06	Jeonbuk	18	(0.17)	0.99
Daejeon	40	(0.15)	2.71	Jeonnam	16	(0.15)	0.86
Ulsan	44	(12.64)	3.84	Gyeongbuk	1,366	(12.64)	51.31
Sejong	46	(1.08)	13.44	Gyeongnam	117	(1.08)	3.48
Border Screening	466	(0.12)	-	Jeju	13	(0.12)	1.94
<b>Total</b>				<b>10,806 (100) 20.84</b>			



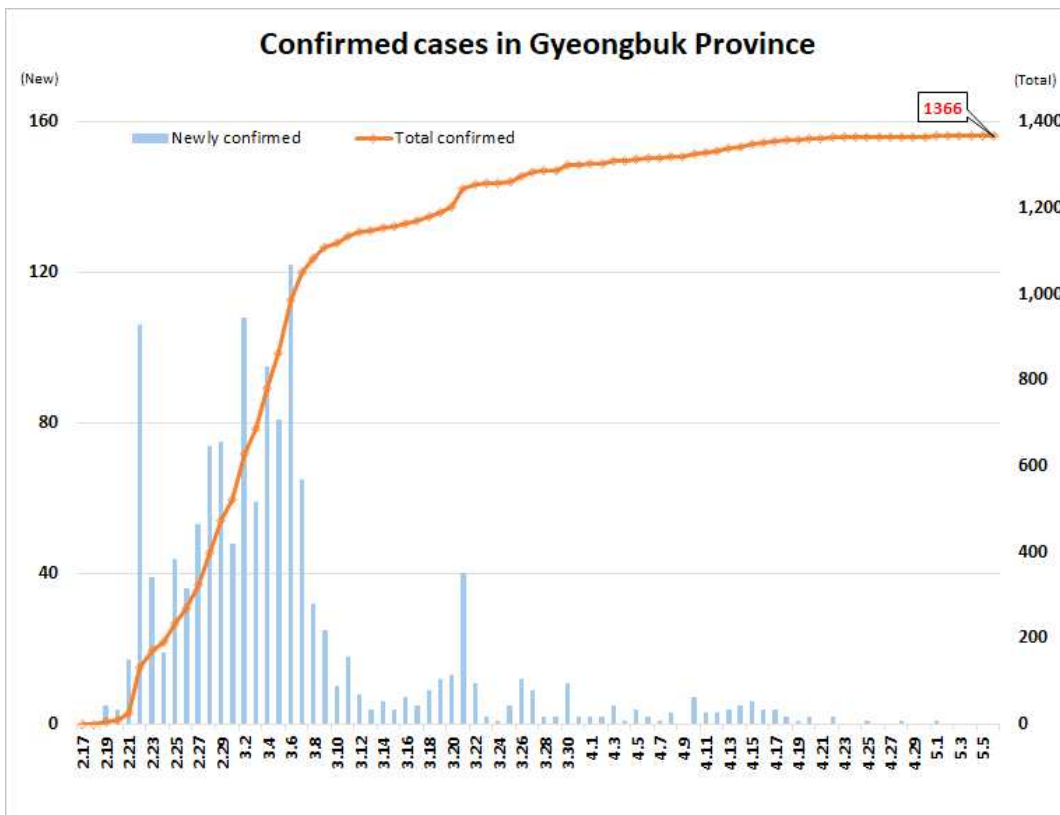
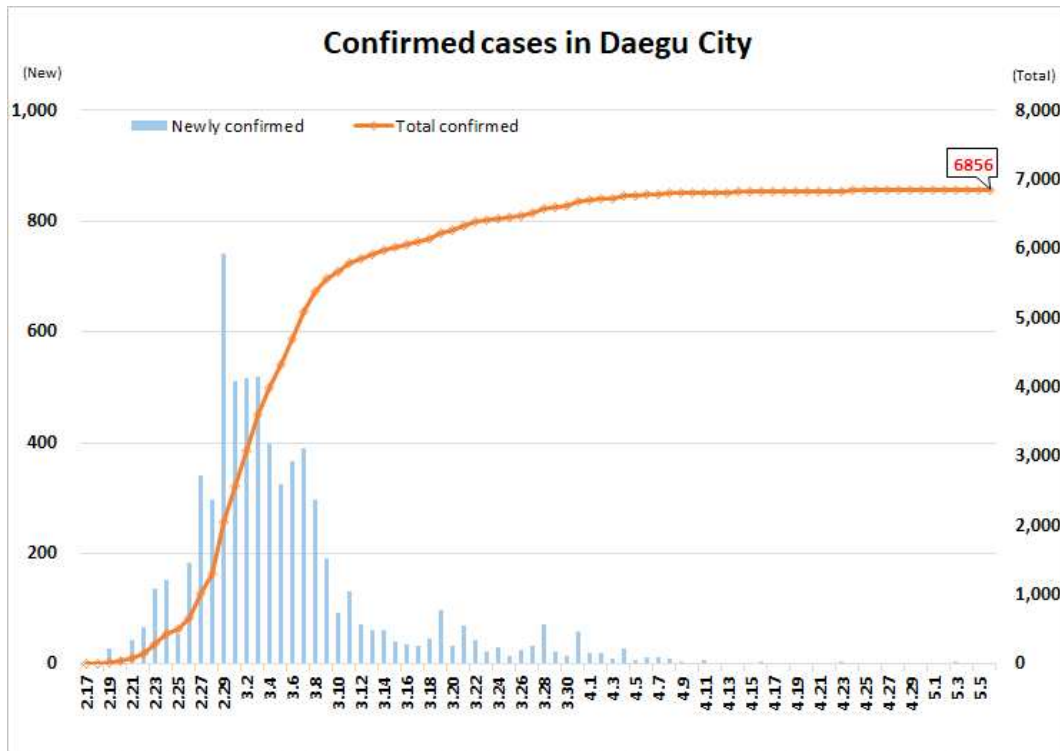
KCDC

Korea Centers for Disease Control & Prevention

# Updates on COVID-19 in Republic of Korea

6 May 2020

## ○ Daily case trends by region:



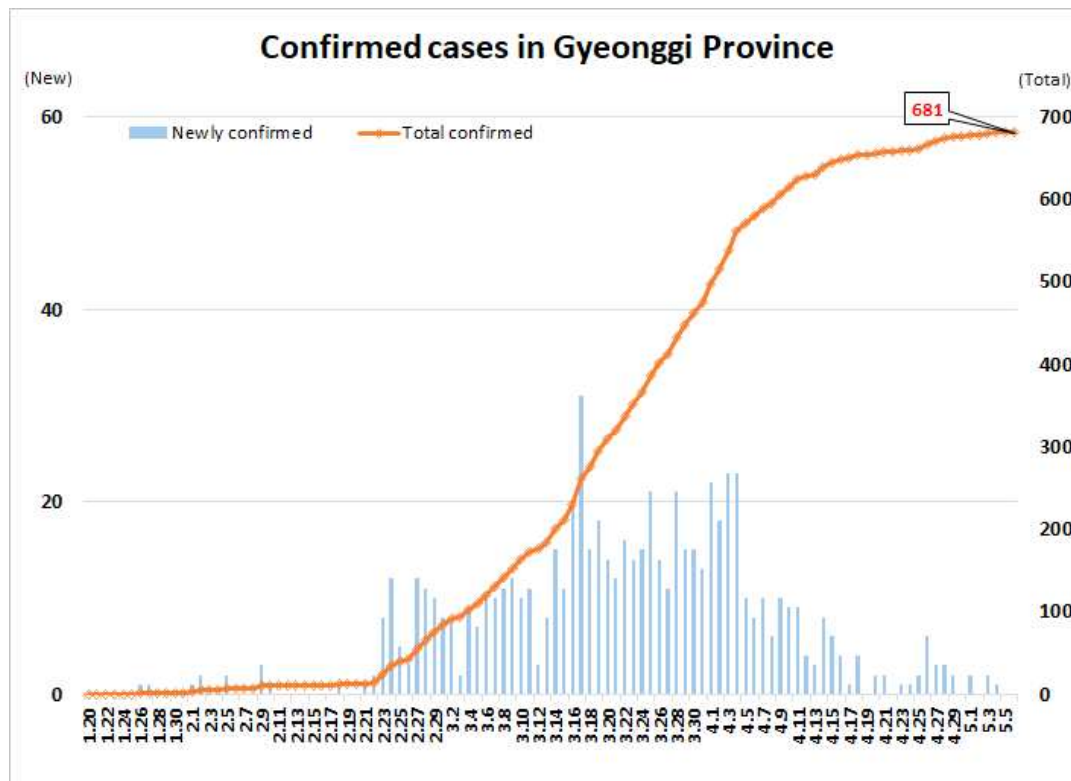
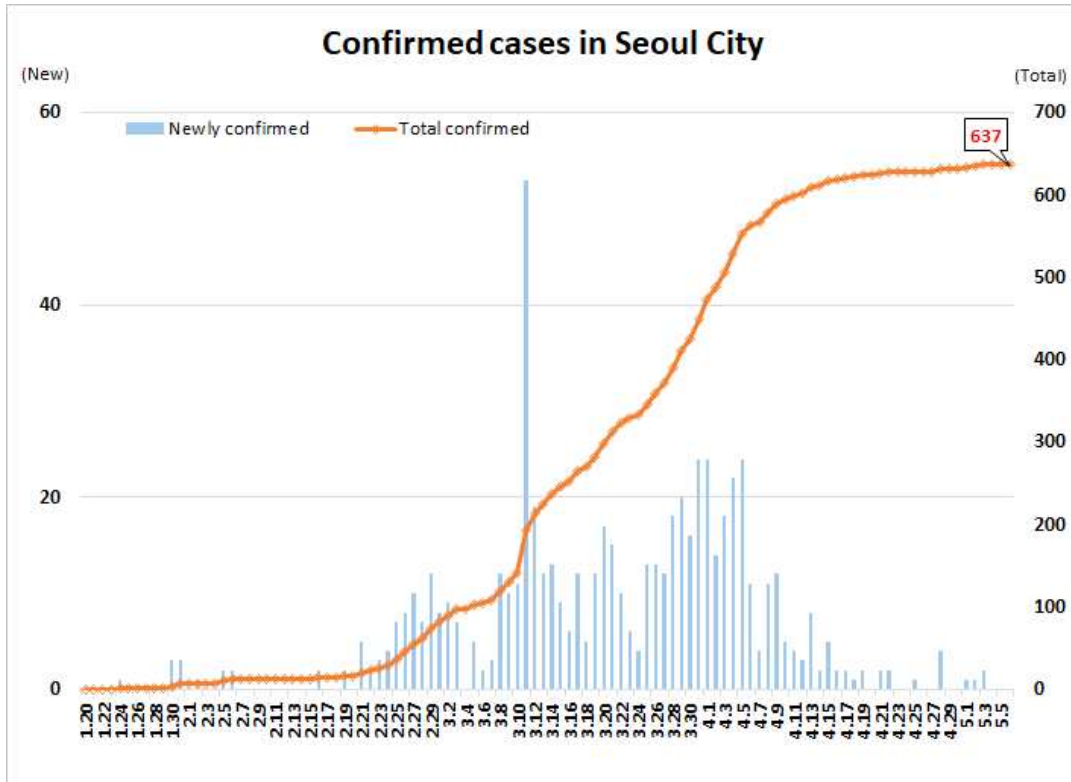


KCDC

Korea Centers for Disease Control & Prevention

# Updates on COVID-19 in Republic of Korea

6 May 2020





KCDC

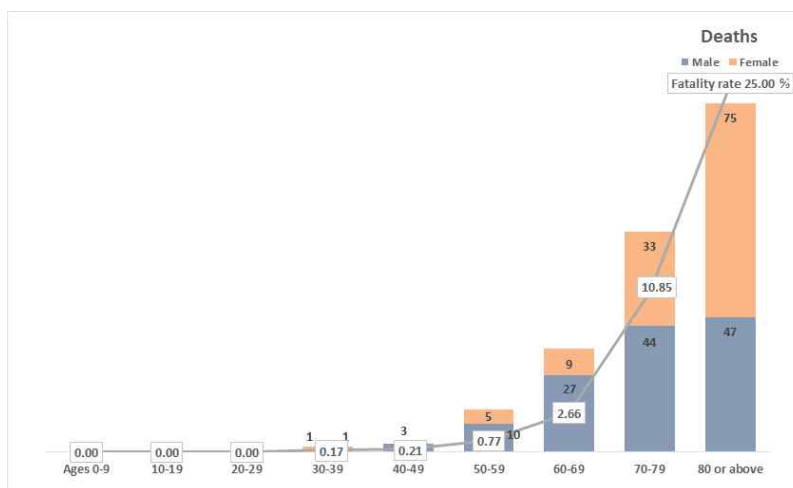
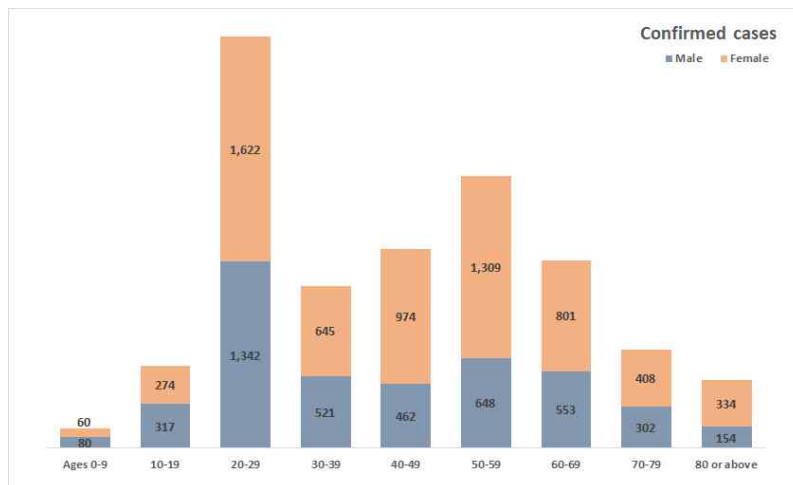
Korea Centers for Disease Control & Prevention

# Updates on COVID-19 in Republic of Korea

6 May 2020

○ Case distribution by gender and age group:

		Confirmed Cases (%)	Deaths (%)	Fatality rate (%)
Total		10,806 (100)	255 (100)	2.36
Sex	Male	4,379 (40.52)	132 (51.76)	3.01
	Female	6,427 (59.48)	123 (48.24)	1.91
Age	80 or above	488 (4.52)	122 (47.84)	25.00
	70-79	710 (6.57)	77 (30.20)	10.85
	60-69	1,354 (12.53)	36 (14.12)	2.66
	50-59	1,957 (18.11)	15 (5.88)	0.77
	40-49	1,436 (13.29)	3 (1.18)	0.21
	30-39	1,166 (10.79)	2 (0.78)	0.17
	20-29	2,964 (27.43)	0 (0.00)	-
	10-19	591 (5.47)	0 (0.00)	-
	0-9	140 (1.30)	0 (0.00)	-





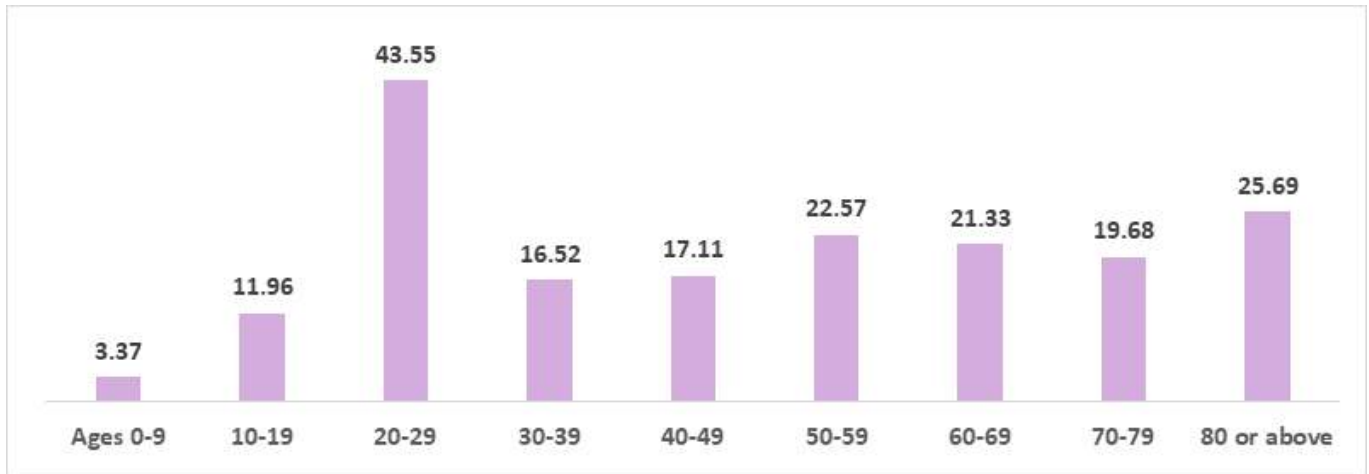
KCDC

Korea Centers for Disease Control & Prevention

# Updates on COVID-19 in Republic of Korea

6 May 2020

## ○ Incidence rate by age group (per 100,000):



## ○ Imported cases:

