



KCDC

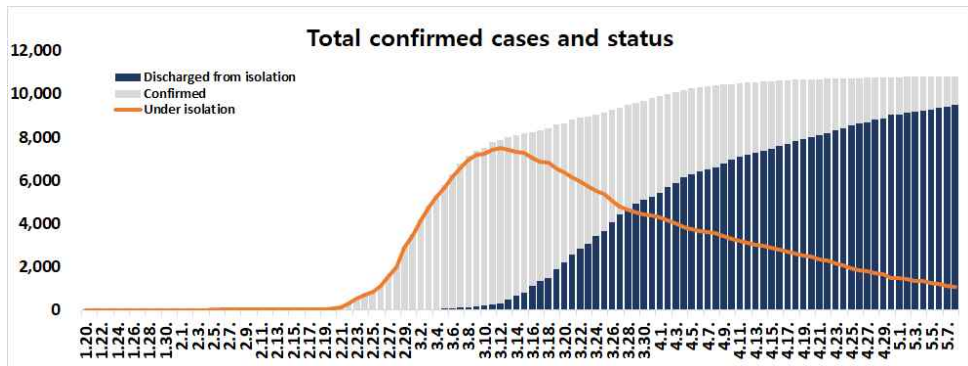
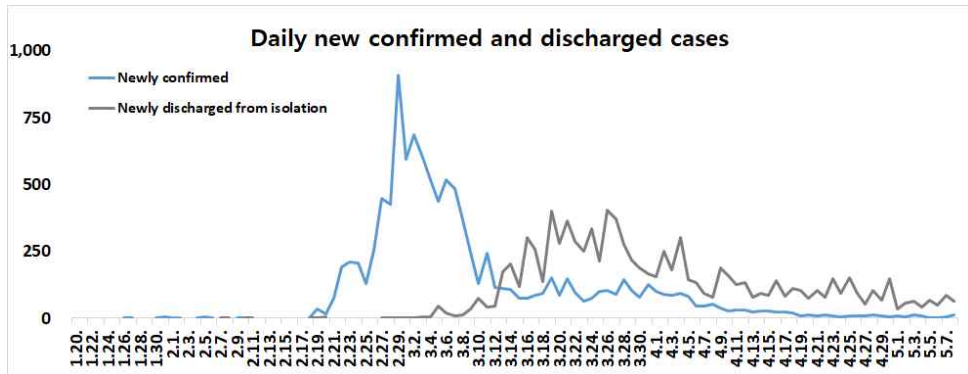
Korea Centers for Disease Control & Prevention

Updates on COVID-19 in Republic of Korea

8 May 2020

○ As of 0:00, 8 May 2020, the total number of confirmed cases is 10,822 (including 1,118 imported cases), of which 9,484 cases have been discharged from isolation. Newly confirmed cases are 12 in total.

Period (since 3 Jan)	Total	Tested positive (PCR)				Testing in progress	Tested negative (PCR)
		Confirmed	Discharged from isolation	Under isolation	Deceased		
As of 0:00 7 May (Thurs)	649,388	10,810	9,419	1,135	256	8,429	630,149
As of 0:00 8 May (Fri)	654,863	10,822	9,484	1,082	256	8,867	635,174
Difference	(+)5,475	(+)12	(+)65	(-)53	0	(+)438	(+)5,025



KCDC

Korea Centers for Disease Control & Prevention

Updates on COVID-19 in Republic of Korea

8 May 2020

○ Regional distribution of total confirmed cases:

	Total	City								
		Seoul	Busan	Daegu	Incheon	Gwangju	Daejeon	Ulsan	Sejong	
Isolated	1,082	115	14	404	22	2	2	6	1	
Discharged	9,484	520	123	6,277	75	28	38	37	45	
Deceased	256	2	3	178	0	0	1	1	0	
Subtotal	10,822	637	140	6,859	97	30	41	44	46	
New (Difference)	12	0	2	3	0	0	0	0	0	

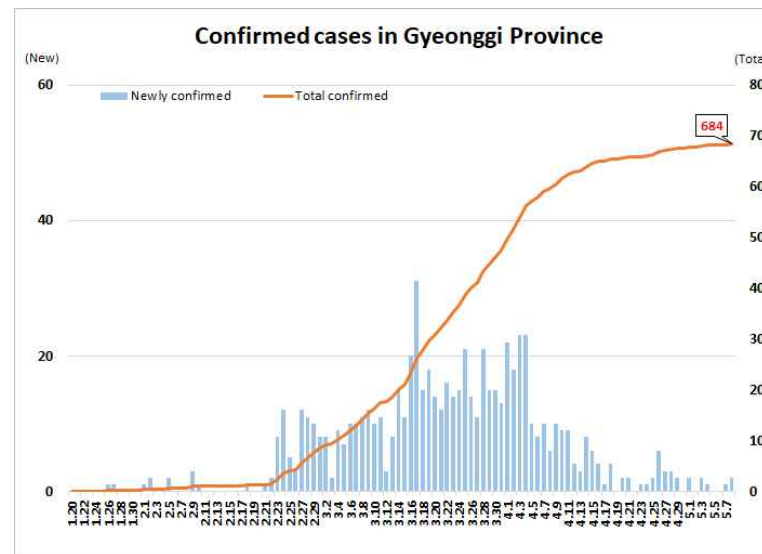
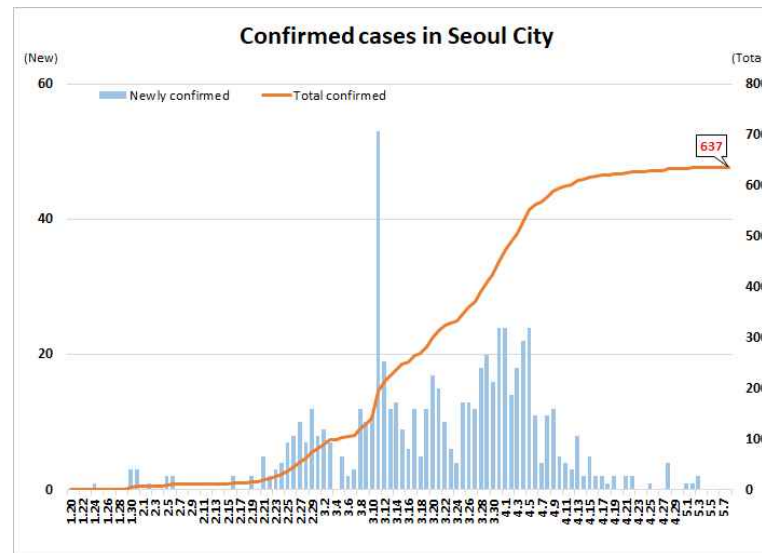
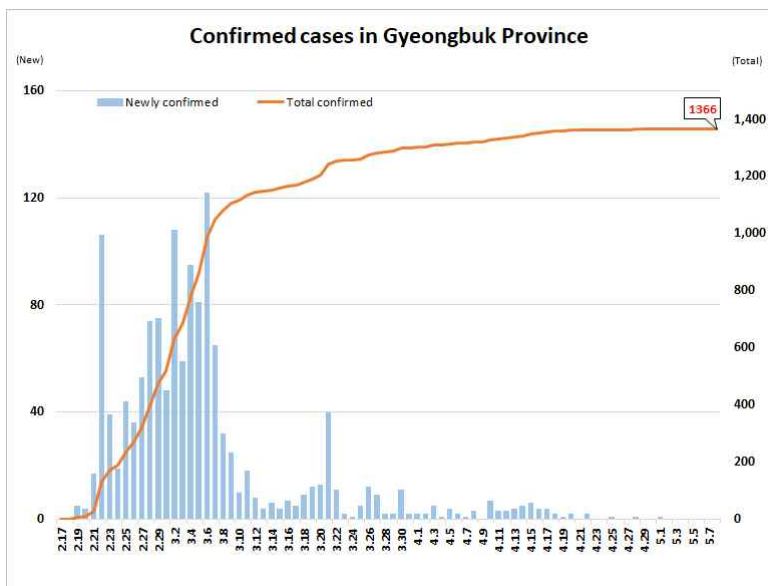
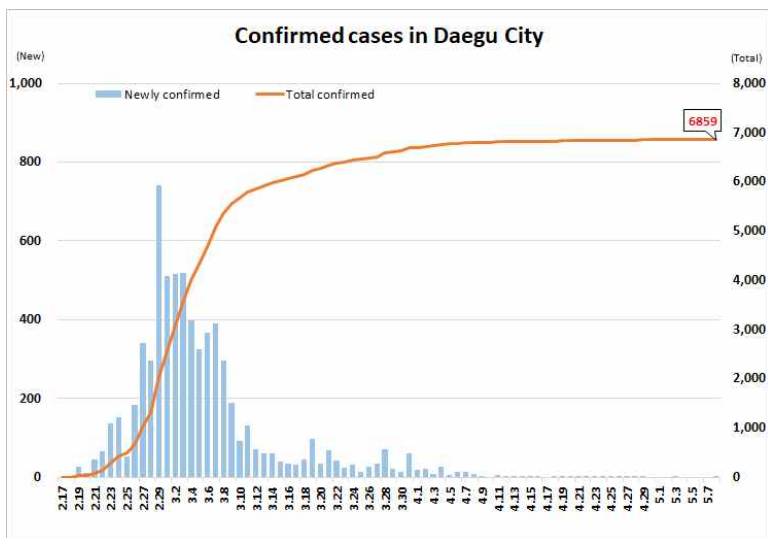
	Province									Other
	Gyeonggi	Gangwon	Chung-buk	Chung-nam	Jeon-buk	Jeon-nam	Gyeong-buk	Gyeong-nam	Jeju	
Isolated	130	10	6	13	5	4	107	12	1	228
Discharged	538	41	41	130	14	12	1,206	105	12	242
Deceased	16	2	0	0	0	0	53	0	0	0
Subtotal	684	53	47	143	19	16	1,366	117	13	470
New (Difference)	2	0	1	0	1	0	0	0	0	3

○ Case distribution and incidence rate by region:

Region	# of cases	(%)	Incidence rate (per 0.1M)	Region	# of cases	(%)	Incidence rate (per 0.1M)
Seoul	637	(5.89)	6.54	Gyeonggi	684	(6.32)	5.16
Busan	140	(1.29)	4.10	Gangwon	53	(0.49)	3.44
Daegu	6,859	(63.38)	281.51	Chungbuk	47	(0.43)	2.94
Incheon	97	(0.90)	3.28	Chungnam	143	(1.32)	6.74
Gwangju	30	(0.28)	2.06	Jeonbuk	19	(0.18)	1.05
Daejeon	41	(0.38)	2.78	Jeonnam	16	(0.15)	0.86
Ulsan	44	(0.41)	3.84	Gyeongbuk	1,366	(12.62)	51.31
Sejong	46	(0.43)	13.44	Gyeongnam	117	(1.08)	3.48
Border Screening	470	(4.34)	-	Jeju	13	(0.12)	1.94
Total	10,822	(100)					20.87



○ Daily case trends by region:





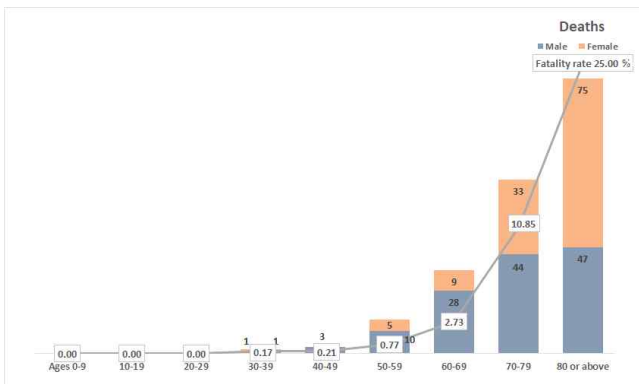
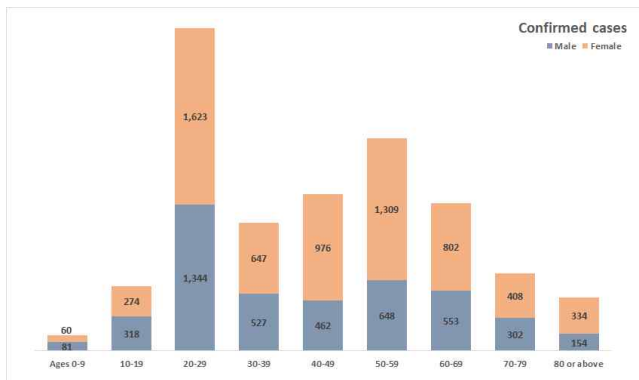
Updates on COVID-19 in Republic of Korea

8 May 2020

KCDC
Korea Centers for Disease
Control & Prevention

○ Case distribution by gender and age group:

		Confirmed Cases (%)	Deaths (%)	Fatality rate (%)
Total		10,822 (100)	256 (100)	2.37
Sex	Male	4,389 (40.56)	133 (51.95)	3.03
	Female	6,433 (59.44)	123 (48.05)	1.91
Age	80 or above	488 (4.51)	122 (47.66)	25.00
	70-79	710 (6.56)	77 (30.08)	10.85
	60-69	1,355 (12.52)	37 (14.45)	2.73
	50-59	1,957 (18.08)	15 (5.86)	0.77
	40-49	1,438 (13.29)	3 (1.17)	0.21
	30-39	1,174 (10.85)	2 (0.78)	0.17
	20-29	2,967 (27.42)	0 (0.00)	-
	10-19	592 (5.47)	0 (0.00)	-
	0-9	141 (1.30)	0 (0.00)	-

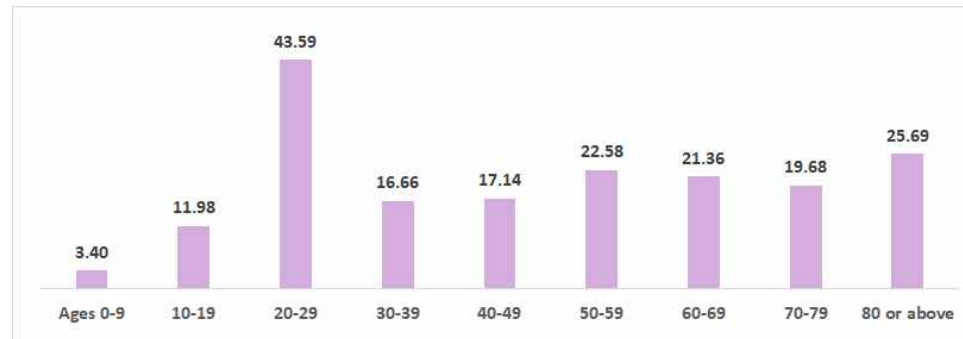


Updates on COVID-19 in Republic of Korea

8 May 2020

KCDC
Korea Centers for Disease
Control & Prevention

○ Incidence rate by age group (per 100,000):



○ Imported cases:

