



KCDC

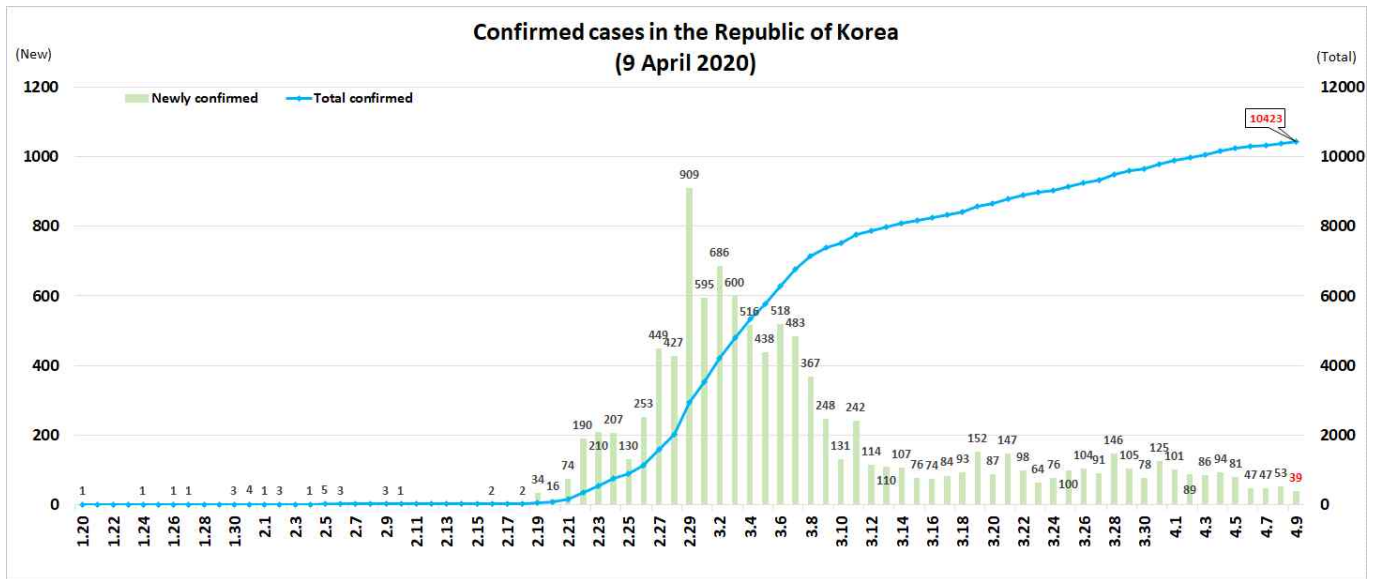
Korea Centers for Disease Control & Prevention

Updates on COVID-19 in Republic of Korea

9 April 2020

- As of 0:00, 9 April 2020, the total number of confirmed cases is 10,423 (including 861 imported cases), of which 6,973 cases have been discharged from isolation. Newly confirmed cases are 39 in total.

Period (since 3 Jan)	Total	Tested positive (PCR)				Being tested	Tested negative
		Confirmed	Discharged	Isolated	Deceased		
As of 0:00 8 April (Wed)	486,003	10,384	6,776	3,408	200	17,858	457,761
As of 0:00 9 April (Thurs)	494,711	10,423	6,973	3,246	204	15,509	468,779
Difference	(+)8,708	(+)39	(+)197	(-)162	(+)4	(-)2,349	(+)11,018



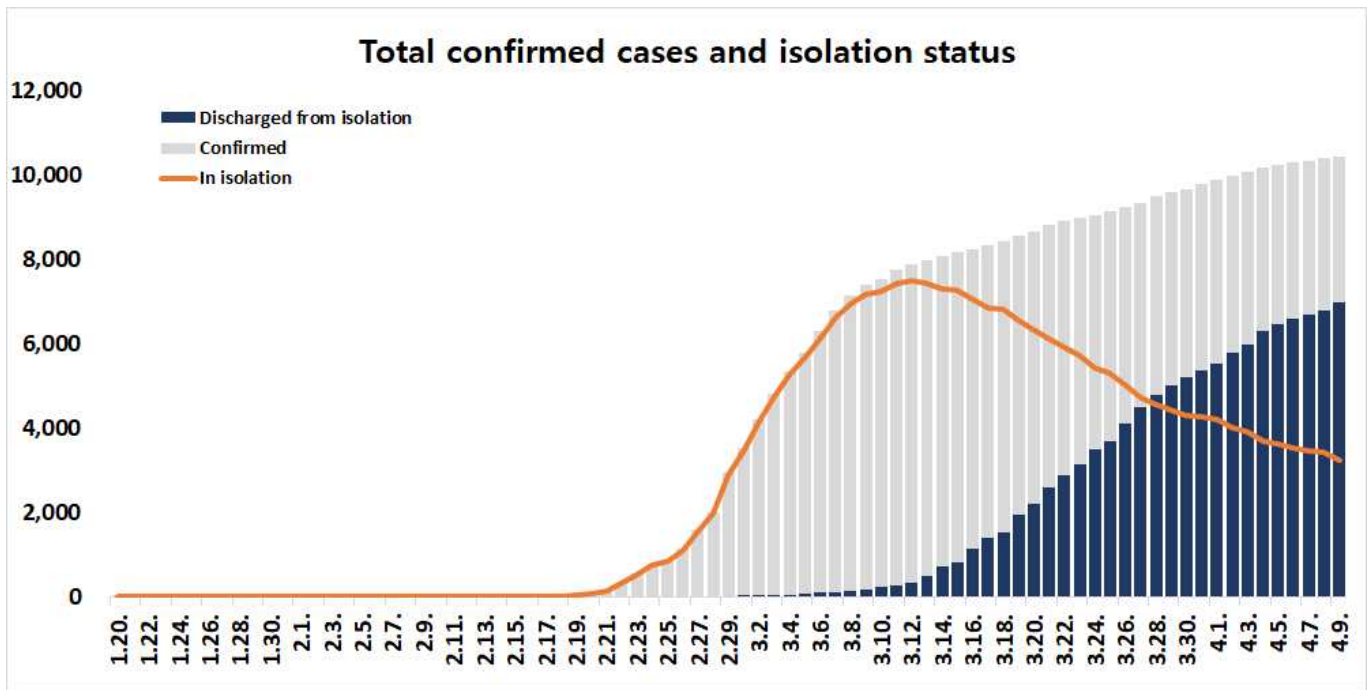
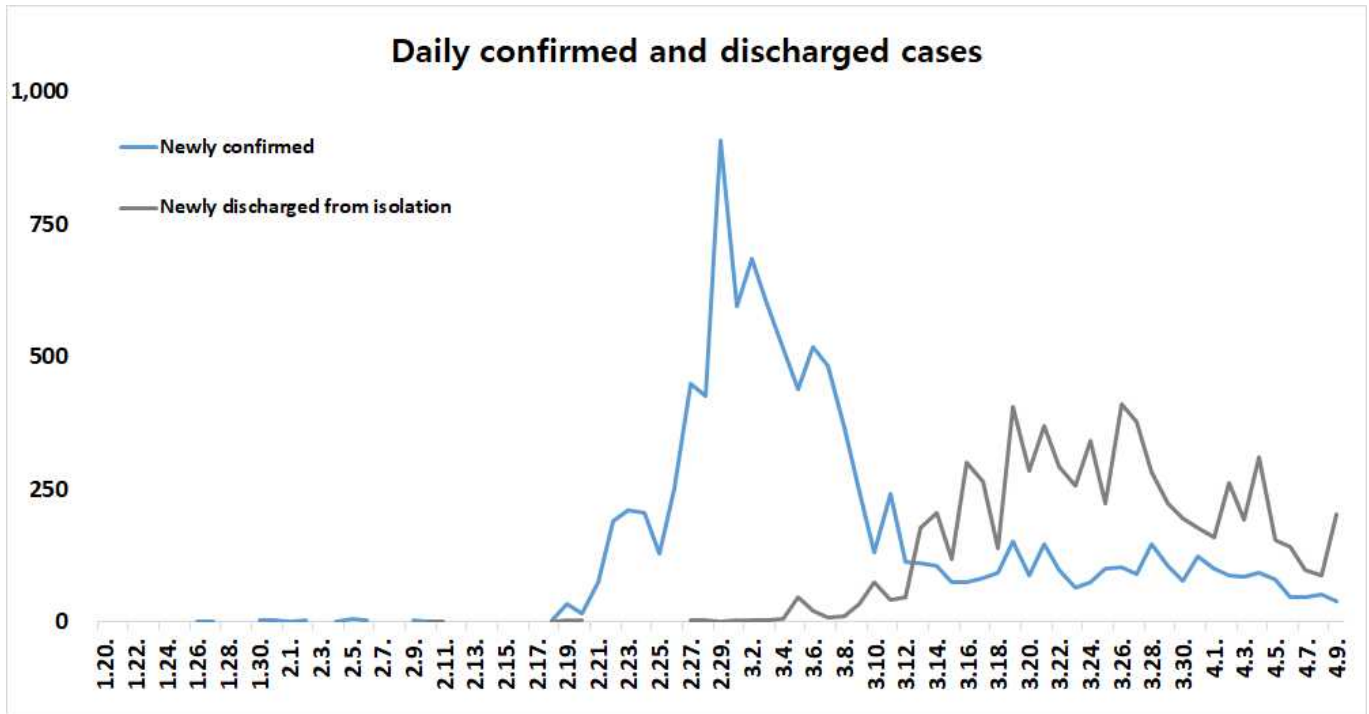


KCDC

Korea Centers for Disease Control & Prevention

Updates on COVID-19 in Republic of Korea

9 April 2020





KCDC

Korea Centers for Disease Control & Prevention

Updates on COVID-19 in Republic of Korea

9 April 2020

○ Regional distribution of total confirmed cases:

	Total	City							
		Seoul	Busan	Daegu	Incheon	Gwangju	Daejeon	Ulsan	Sejong
Isolated	3,246	414	25	1,562	53	12	19	11	30
Discharged	6,973	174	97	5,106	31	15	20	28	16
Deceased	204	2	3	139	0	0	0	1	0
Subtotal	10,423	590	125	6,807	84	27	39	40	46
<i>Difference</i>	<i>39</i>	<i>12</i>	<i>0</i>	<i>4</i>	<i>0</i>	<i>0</i>	<i>0</i>	<i>0</i>	<i>0</i>

	Total	Province									Other
		Gyeonggi	Gangwon	Chungbuk	Chungnam	Jeonbuk	Jeonnam	Gyeongbuk	Gyeongnam	Jeju	Airport screening
Isolated	336	24	15	33	10	11	305	33	8	345	
Discharged	259	24	30	105	7	4	968	82	4	3	
Deceased	11	1	0	0	0	0	47	0	0	0	
Subtotal	606	49	45	138	17	15	1,320	115	12	348	
<i>Difference</i>	<i>10</i>	<i>0</i>	<i>0</i>	<i>1</i>	<i>0</i>	<i>0</i>	<i>0</i>	<i>2</i>	<i>0</i>	<i>10</i>	

○ Case distribution and incidence rate by region:

Region	# of cases	(%)	Incidence rate (per 0.1M)	Region	# of cases	(%)	Incidence rate (per 0.1M)
Seoul	590	(5.66)	6.06	Gyeonggi	606	(5.81)	4.57
Busan	125	(1.20)	3.66	Gangwon	49	(0.47)	3.18
Daegu	6,807	(65.31)	279.38	Chungbuk	45	(0.43)	2.81
Incheon	84	(0.81)	2.84	Chungnam	138	(1.32)	6.50
Gwangju	27	(0.26)	1.85	Jeonbuk	17	(0.16)	0.94
Daejeon	39	(0.37)	2.65	Jeonnam	15	(0.14)	0.80
Ulsan	40	(0.38)	3.49	Gyeongbuk	1,320	(12.66)	49.58
Sejong	46	(0.44)	13.44	Gyeongnam	115	(1.10)	3.42
Airport Screening	348	(3.34)	-	Jeju	12	(0.12)	1.79
				Total	10,423	(100)	20.10



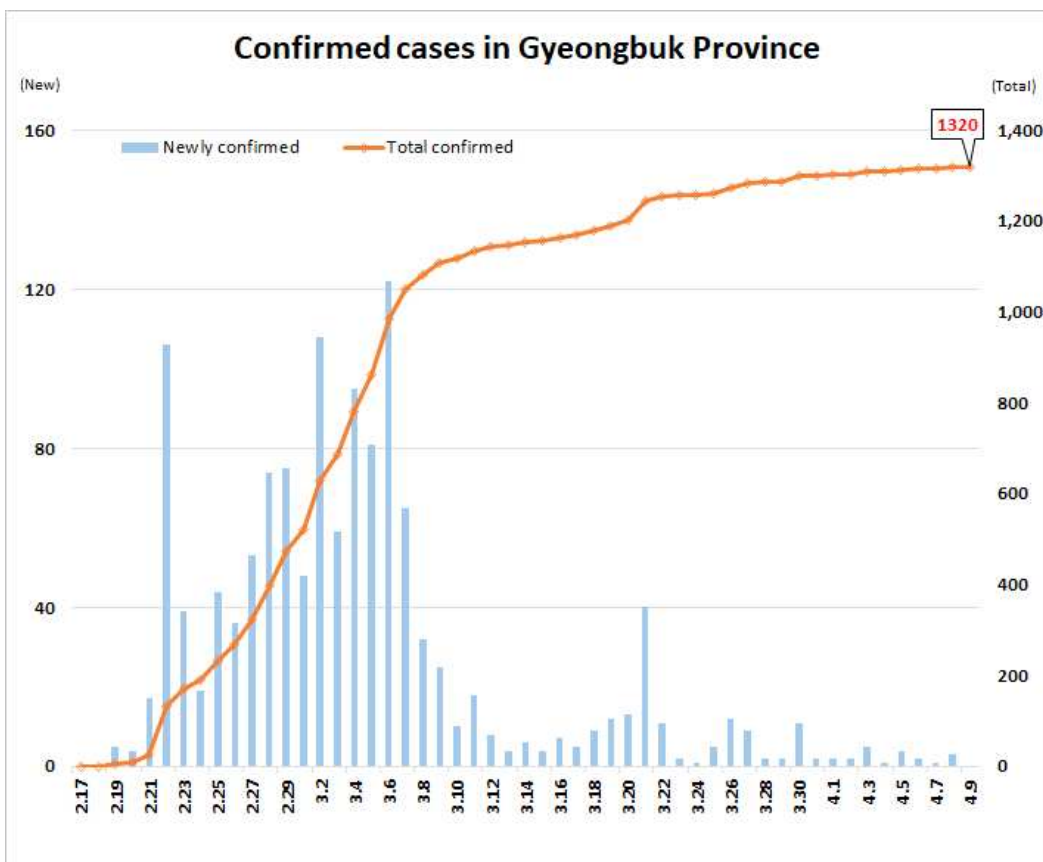
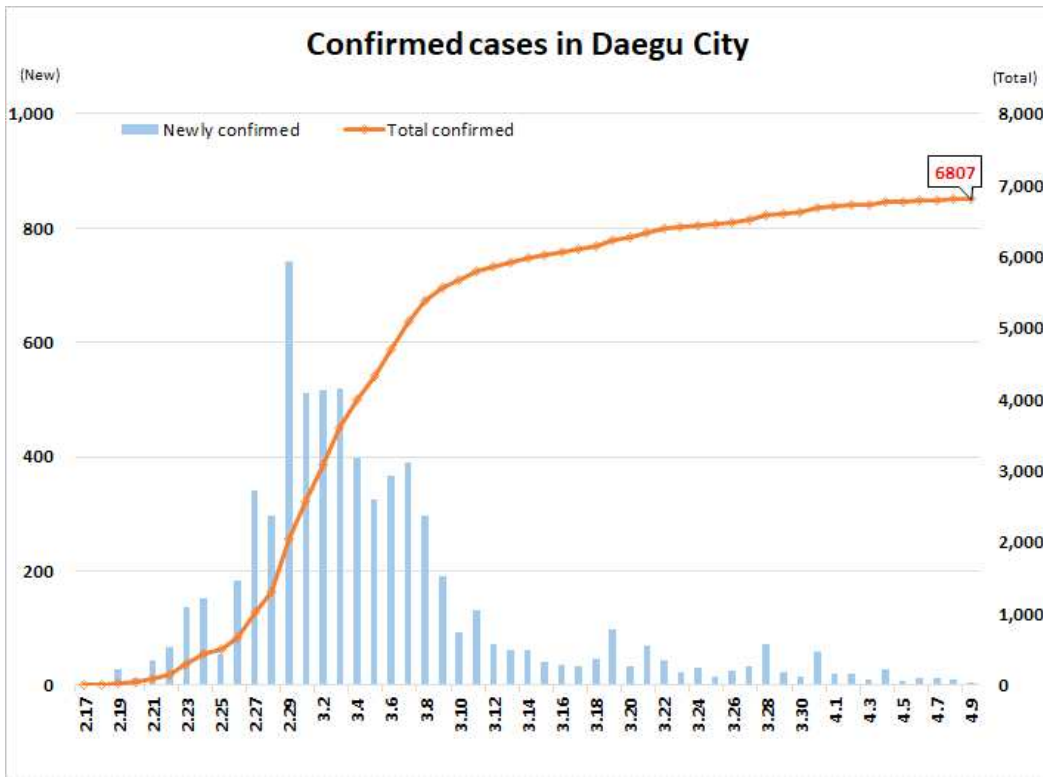
KCDC

Korea Centers for Disease Control & Prevention

Updates on COVID-19 in Republic of Korea

9 April 2020

○ Daily case trends by region:



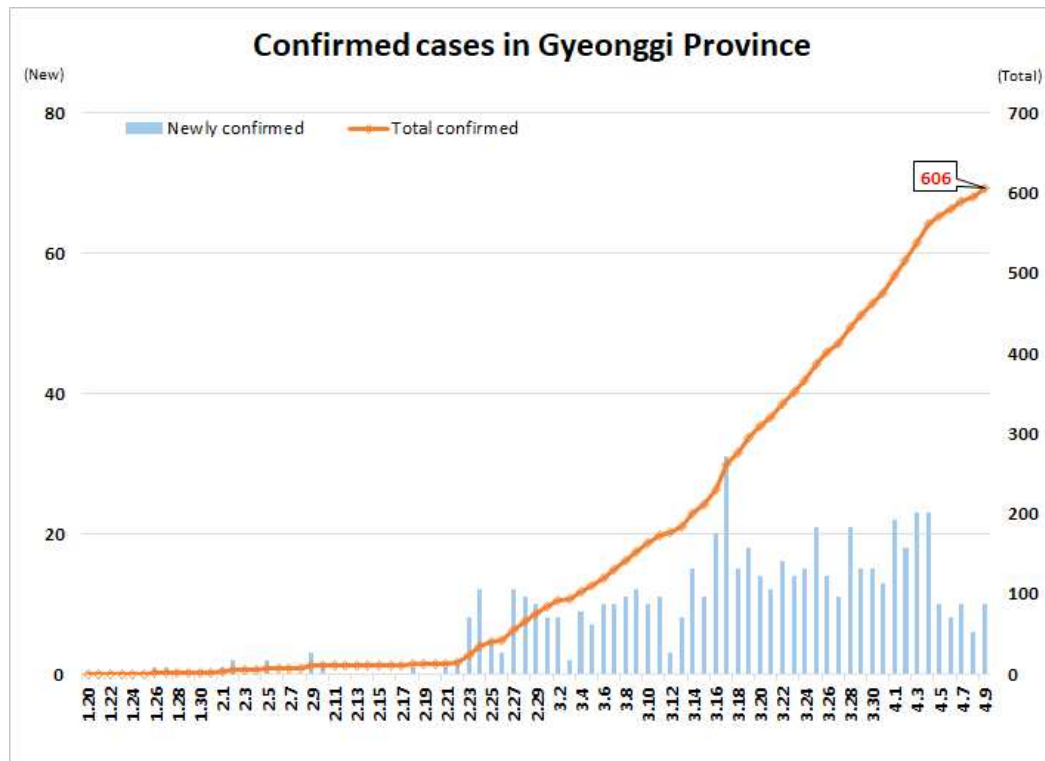
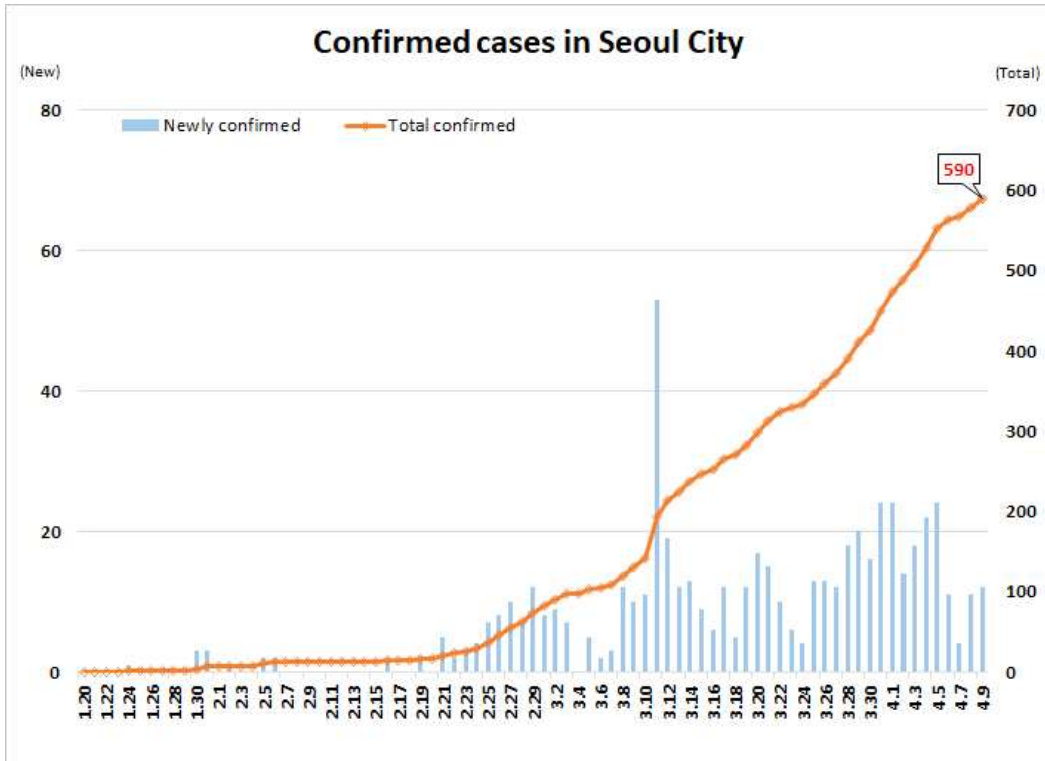


KCDC

Korea Centers for Disease Control & Prevention

Updates on COVID-19 in Republic of Korea

9 April 2020





KCDC

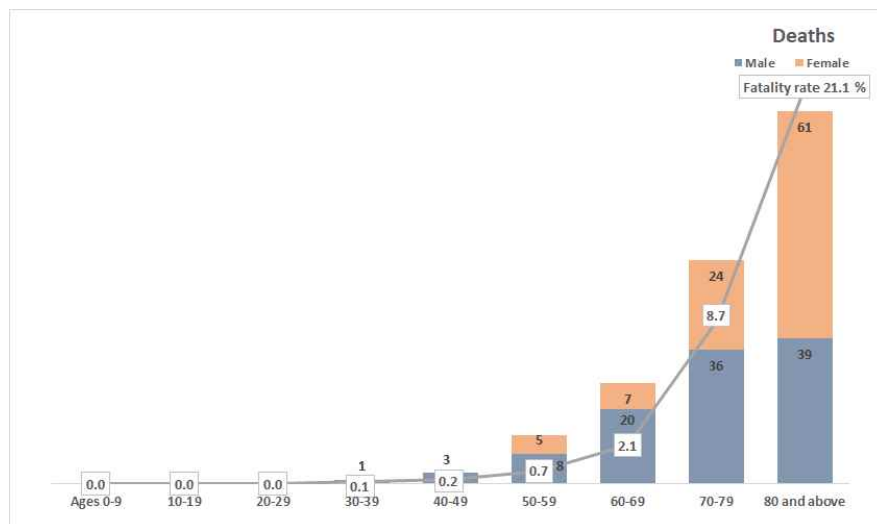
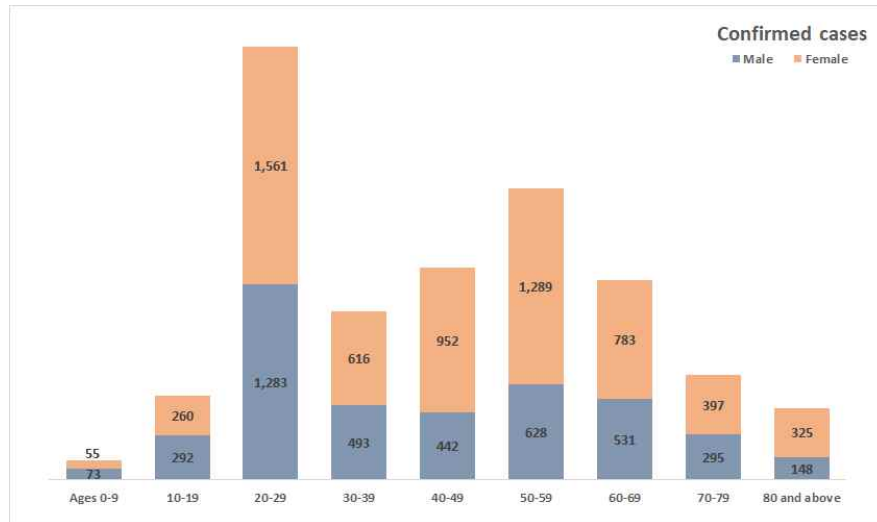
Korea Centers for Disease Control & Prevention

Updates on COVID-19 in Republic of Korea

9 April 2020

○ Case distribution by gender and age group:

		Confirmed Cases (%)	Deaths (%)	Fatality rate (%)
Total		10,423 (100)	204 (100)	1.96
Sex	Male	4,185 (40.15)	107 (52.45)	2.56
	Female	6,238 (59.85)	97 (47.55)	1.55
Age	80 and above	473 (4.54)	100 (49.02)	21.14
	70-79	692 (6.64)	60 (29.41)	8.67
	60-69	1,314 (12.61)	27 (13.24)	2.05
	50-59	1,917 (18.39)	13 (6.37)	0.68
	40-49	1,394 (13.37)	3 (1.47)	0.22
	30-39	1,109 (10.64)	1 (0.49)	0.09
	20-29	2,844 (27.29)	0 (0.00)	-
	10-19	552 (5.30)	0 (0.00)	-
	0-9	128 (1.23)	0 (0.00)	-





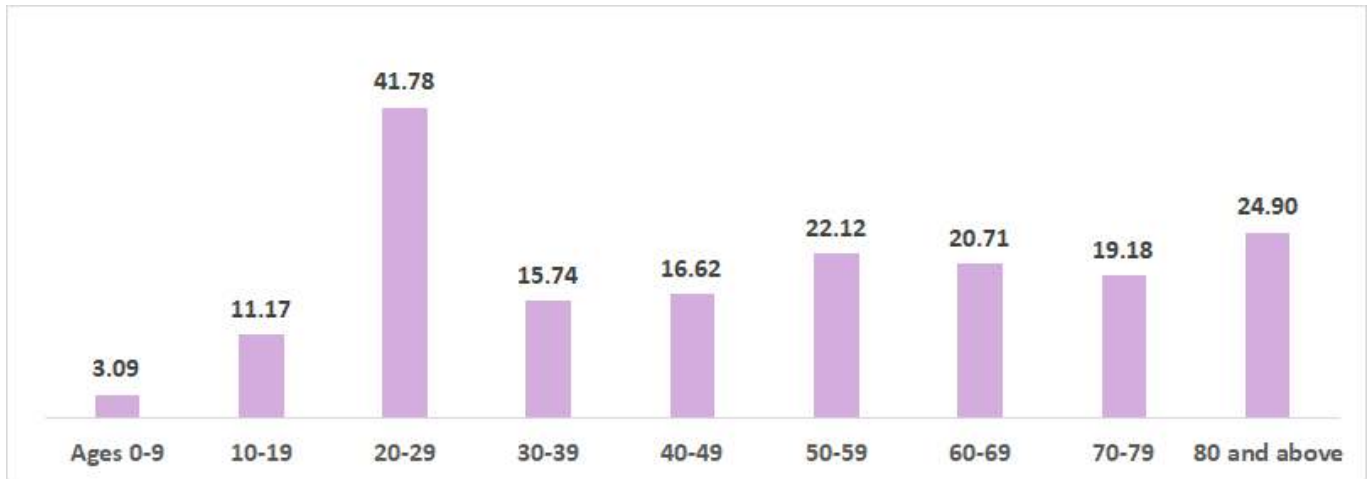
KCDC

Korea Centers for Disease Control & Prevention

Updates on COVID-19 in Republic of Korea

9 April 2020

○ Incidence rate by age group (per 100,000):



○ Weekly trend of imported cases:

