



KCDC

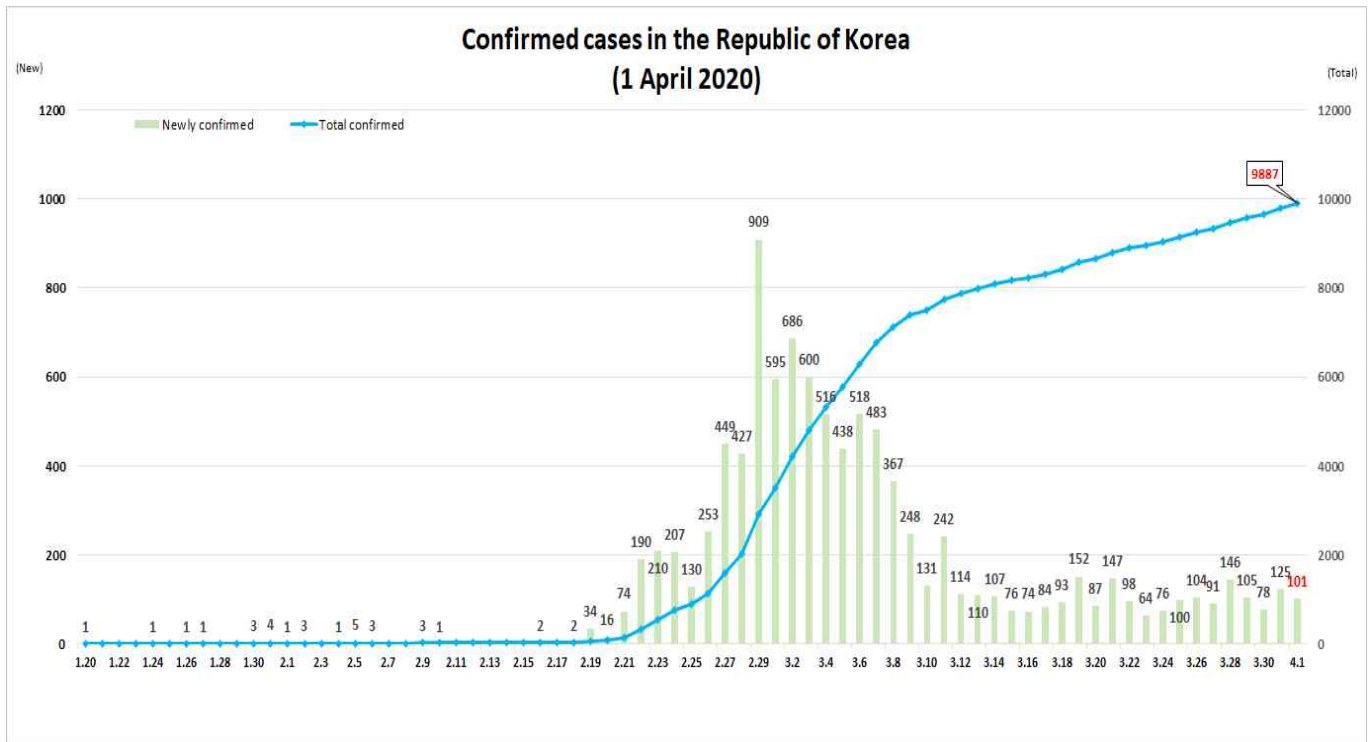
Korea Centers for Disease Control & Prevention

# Updates on COVID-19 in Republic of Korea

1 April 2020

- As of 0:00, 1 April 2020, the total number of confirmed cases is 9,887 (including 560 imported cases), of which 5,567 cases have been discharged from isolation. Newly confirmed cases are 101 in total.

Period (since 3 Jan)	Total	Tested positive (PCR)				Being tested	Tested negative
		Confirmed	Discharged	Isolated	Deceased		
As of 0:00 31 March (Tues)	410,564	9,786	5,408	4,216	162	16,892	383,886
As of 0:00 1 April (Wed)	421,547	9,887	5,567	4,155	165	16,585	395,075
Difference	10,983	101	159	-61	3	-307	11,189



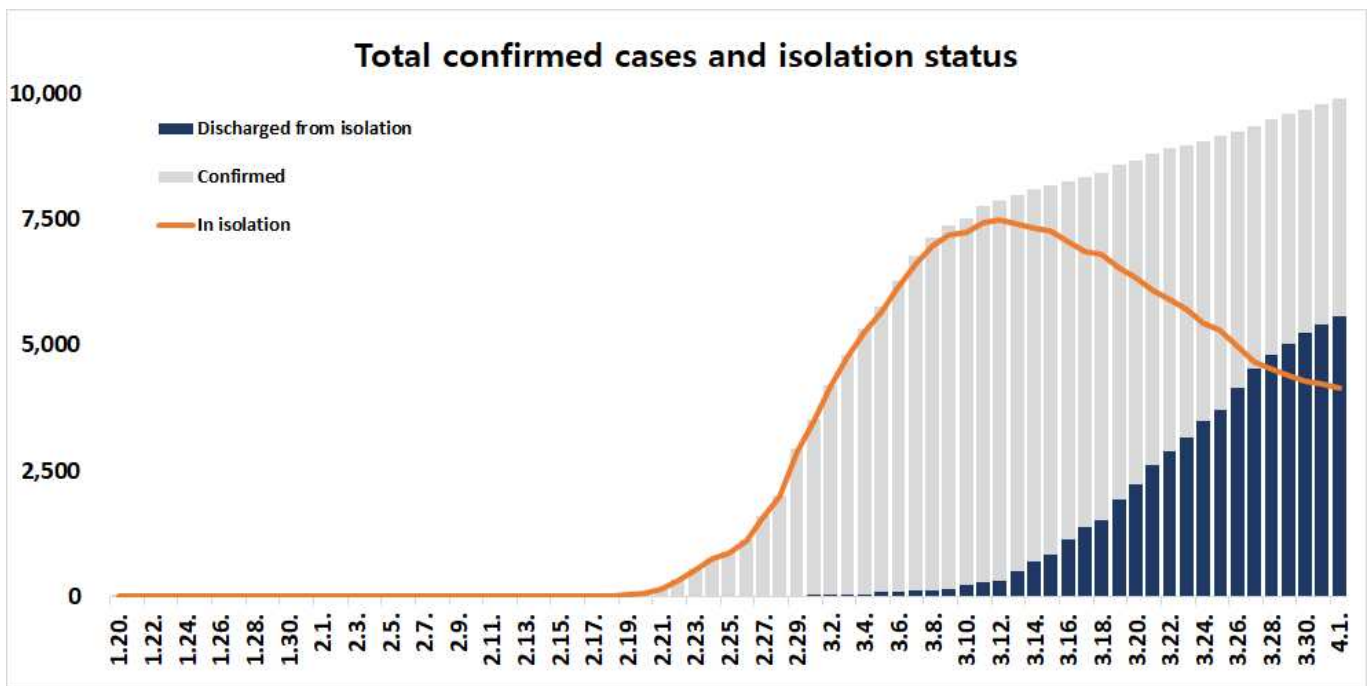
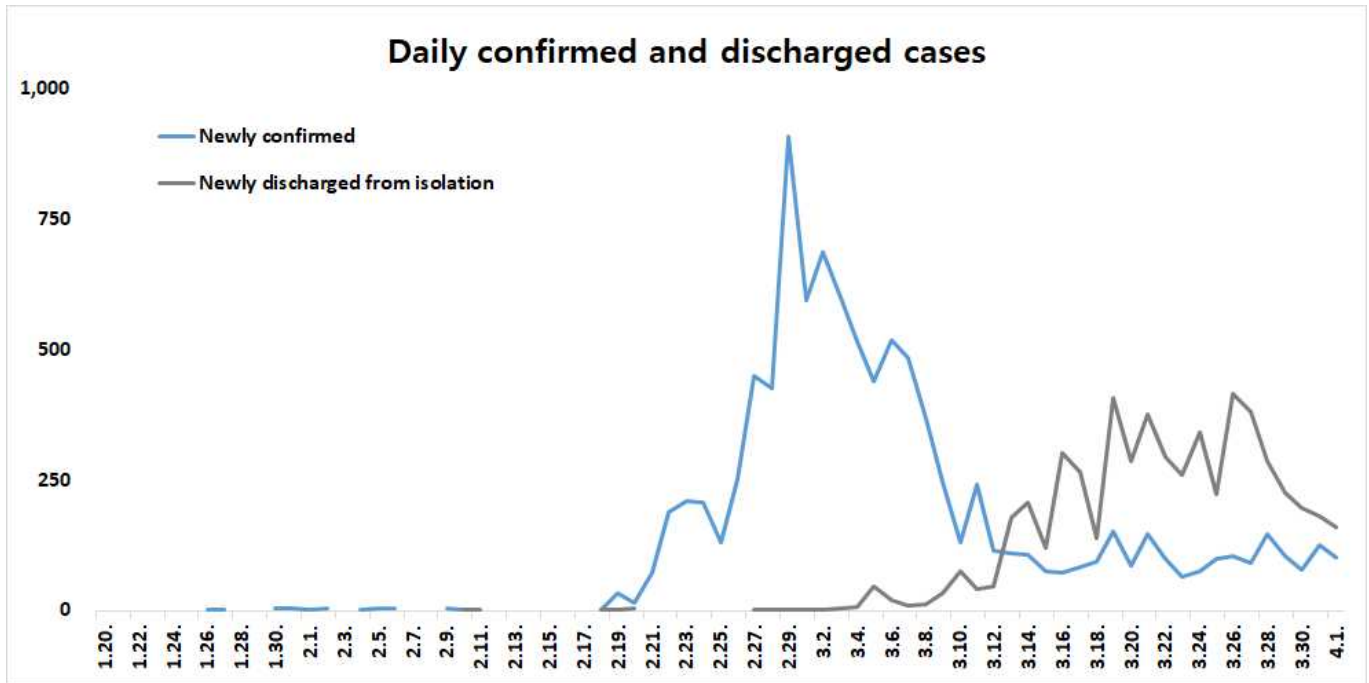


KCDC

Korea Centers for Disease Control & Prevention

# Updates on COVID-19 in Republic of Korea

1 April 2020





KCDC

Korea Centers for Disease Control & Prevention

# Updates on COVID-19 in Republic of Korea

1 April 2020

○ Regional distribution of total confirmed cases:

	Total	City							
		Seoul	Busan	Daegu	Incheon	Gwangju	Daejeon	Ulsan	Sejong
Isolated	4,155	357	32	2,519	50	10	18	18	34
Discharged	5,567	117	87	4,070	19	14	18	20	12
Deceased	165	0	3	115	0	0	0	1	0
<b>Subtotal</b>	<b>9,887</b>	<b>474</b>	<b>122</b>	<b>6,704</b>	<b>69</b>	<b>24</b>	<b>36</b>	<b>39</b>	<b>46</b>
(Difference)	(101)	(24)	(3)	(20)	(5)	(4)	-	-	-

	Total	Province									Other
		Gyeonggi	Gangwon	Chungbuk	Chungnam	Jeonbuk	Jeonnam	Gyeongbuk	Gyeongnam	Jeju	
Isolated	322	14	21	40	7	9	441	33	6	224	
Discharged	171	23	23	91	7	3	822	67	3	0	
Deceased	6	1	0	0	0	0	39	0	0	0	
<b>Subtotal</b>	<b>499</b>	<b>38</b>	<b>44</b>	<b>131</b>	<b>14</b>	<b>12</b>	<b>1,302</b>	<b>100</b>	<b>9</b>	<b>224</b>	
(Difference)	(23)	(2)	-	(3)	(1)	(3)	(2)	(4)	-	(7)	

○ Case distribution and incidence rate by region:

Region	# of cases	(%)	Incidence rate (per 0.1M)	Region	# of cases	(%)	Incidence rate (per 0.1M)
Seoul	474	(4.79)	4.87	Gyeonggi	499	(5.05)	3.77
Busan	122	(1.23)	3.58	Gangwon	38	(0.38)	2.47
Daegu	6,704	(67.81)	275.15	Chungbuk	44	(0.45)	2.75
Incheon	69	(0.70)	2.33	Chungnam	131	(1.32)	6.17
Gwangju	24	(0.24)	1.65	Jeonbuk	14	(0.14)	0.77
Daejeon	36	(0.36)	2.44	Jeonnam	12	(0.12)	0.64
Ulsan	39	(0.39)	3.40	Gyeongbuk	1,302	(13.17)	48.90
Sejong	46	(0.47)	13.44	Gyeongnam	100	(1.01)	2.98
Airport Screening	224	(2.27)	-	Jeju	9	(0.09)	1.34
<b>Total</b>				<b>9,887 (100) 19.07</b>			



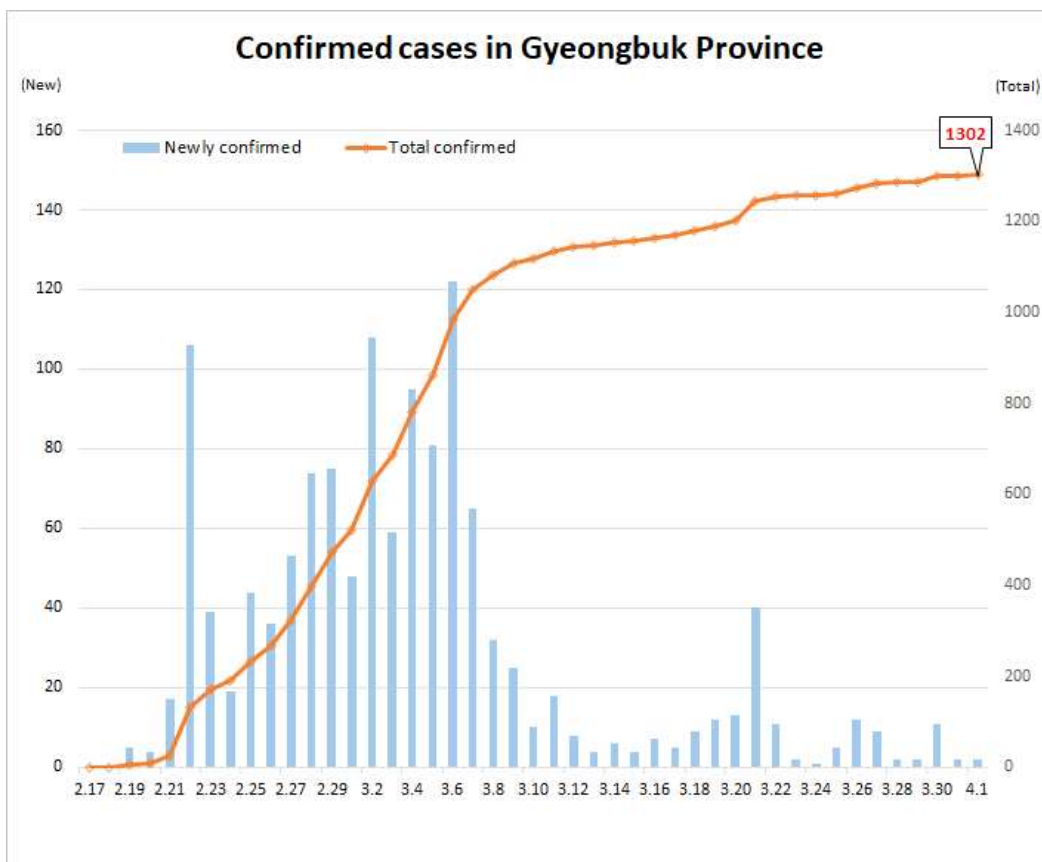
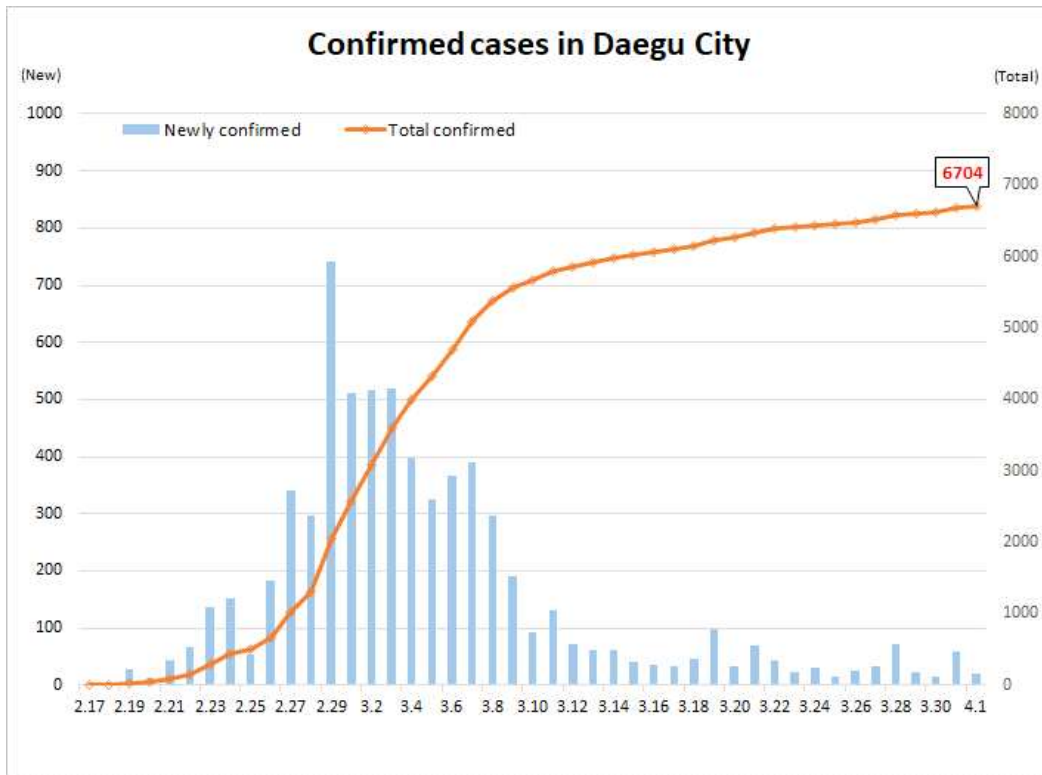
KCDC

Korea Centers for Disease Control & Prevention

# Updates on COVID-19 in Republic of Korea

1 April 2020

## ○ Daily cases trends by region:



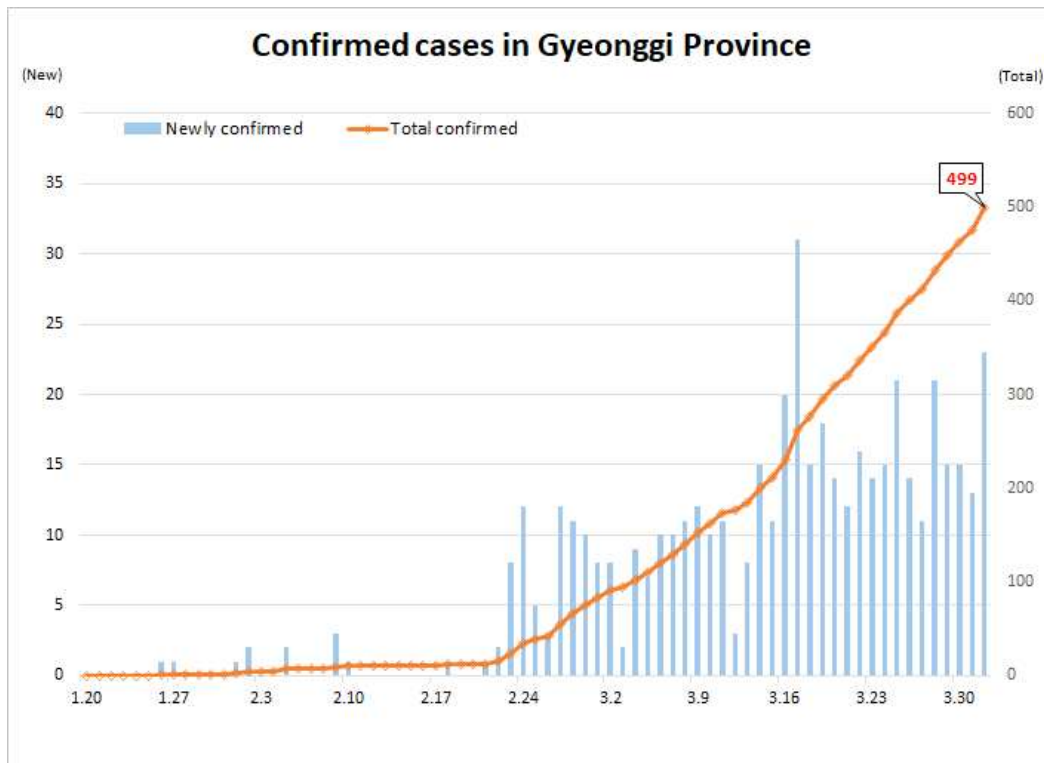
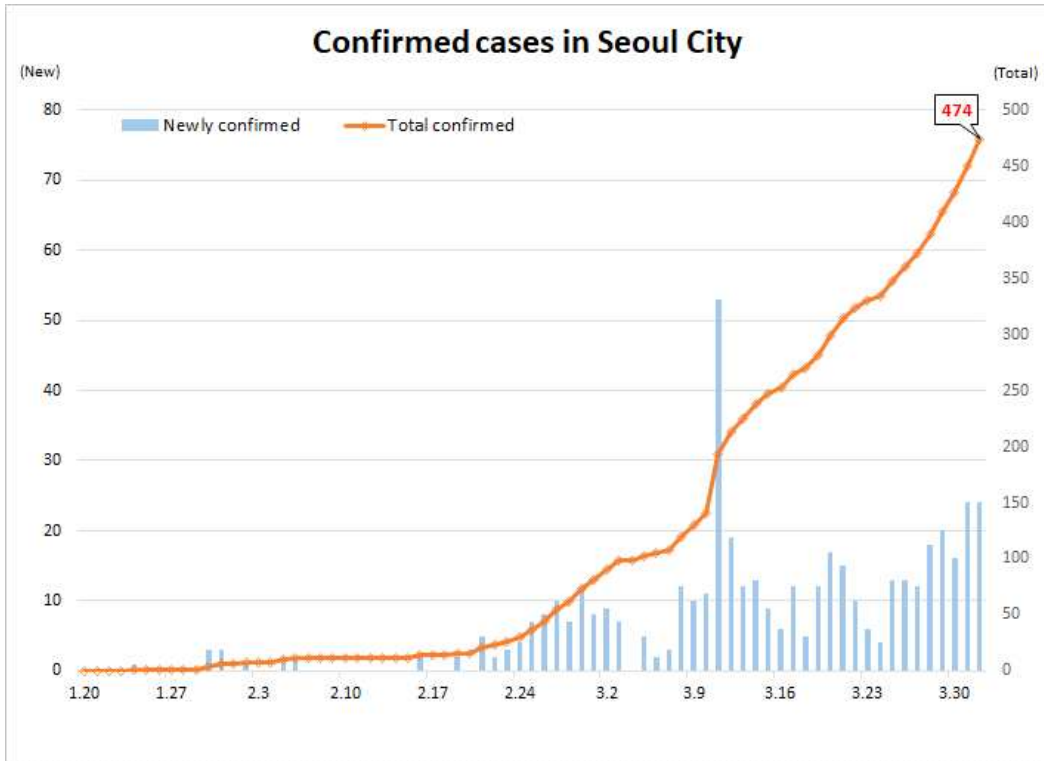


KCDC

Korea Centers for Disease Control & Prevention

# Updates on COVID-19 in Republic of Korea

1 April 2020





KCDC

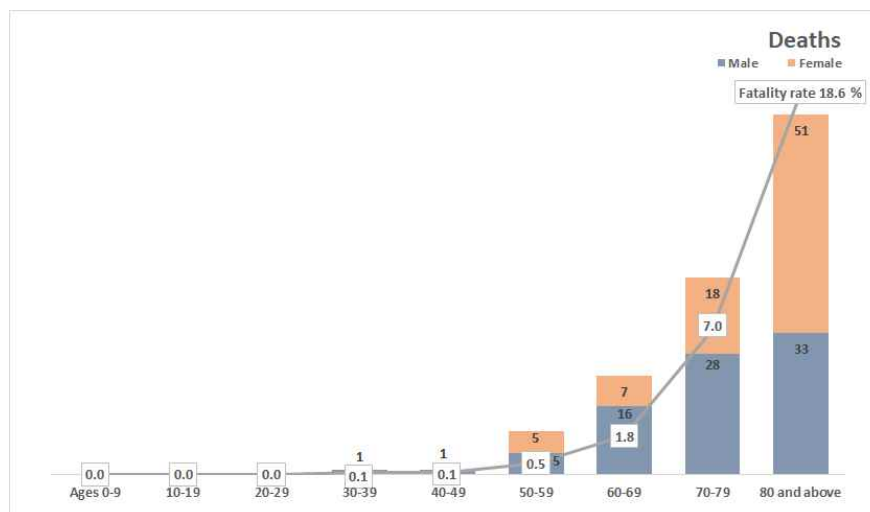
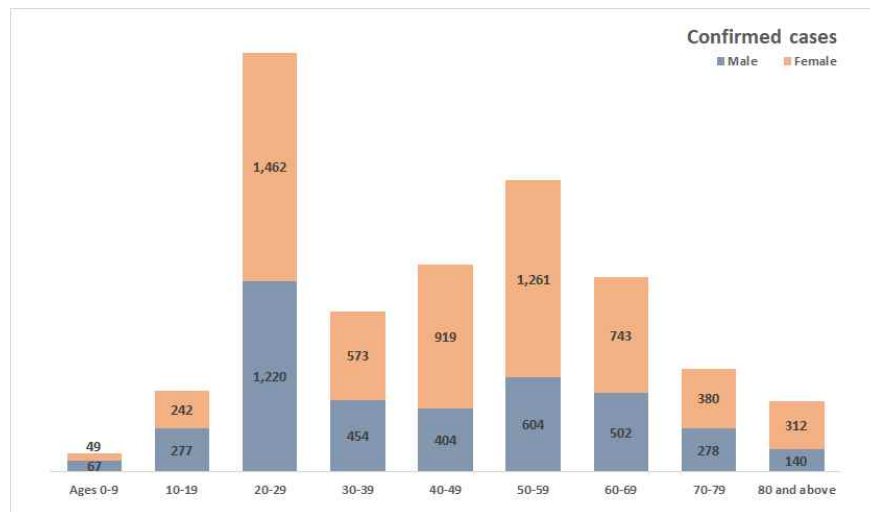
Korea Centers for Disease Control & Prevention

# Updates on COVID-19 in Republic of Korea

1 April 2020

○ Case distribution by gender and age group:

		Confirmed Cases (%)	Deaths (%)	Fatality rate (%)
Total		9,887 (100)	165 (100)	1.67
Sex	Male	3,946 (39.91)	84 (50.91)	2.13
	Female	5,941 (60.09)	81 (49.09)	1.36
Age	80 and above	452 (4.57)	84 (50.91)	18.58
	70-79	658 (6.66)	46 (27.88)	6.99
	60-69	1,245 (12.59)	23 (13.94)	1.85
	50-59	1,865 (18.86)	10 (6.06)	0.54
	40-49	1,323 (13.38)	1 (0.61)	0.08
	30-39	1,027 (10.39)	1 (0.61)	0.10
	20-29	2,682 (27.13)	0 (0.00)	-
	10-19	519 (5.25)	0 (0.00)	-
	0-9	116 (1.17)	0 (0.00)	-





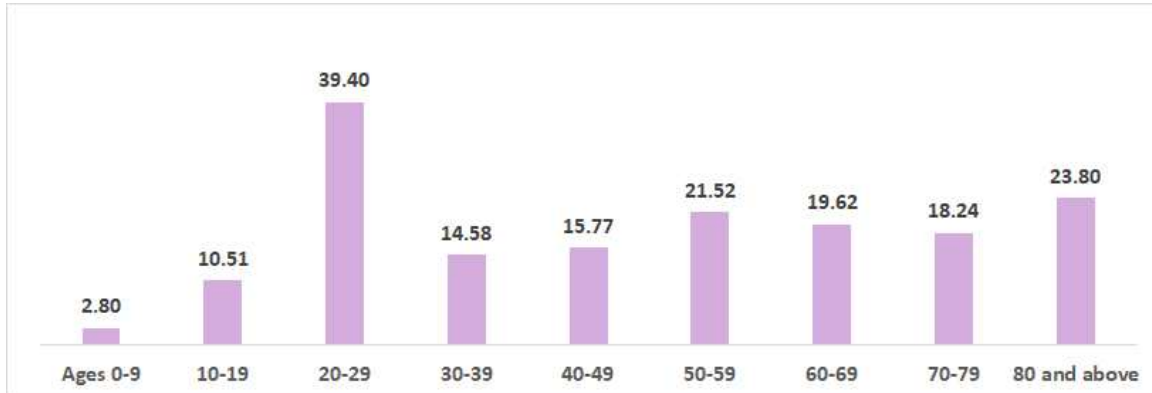
KCDC

Korea Centers for Disease Control & Prevention

# Updates on COVID-19 in Republic of Korea

1 April 2020

## ○ Incidence rate by age group (per 100,000):



## ○ Weekly trend of imported cases:

