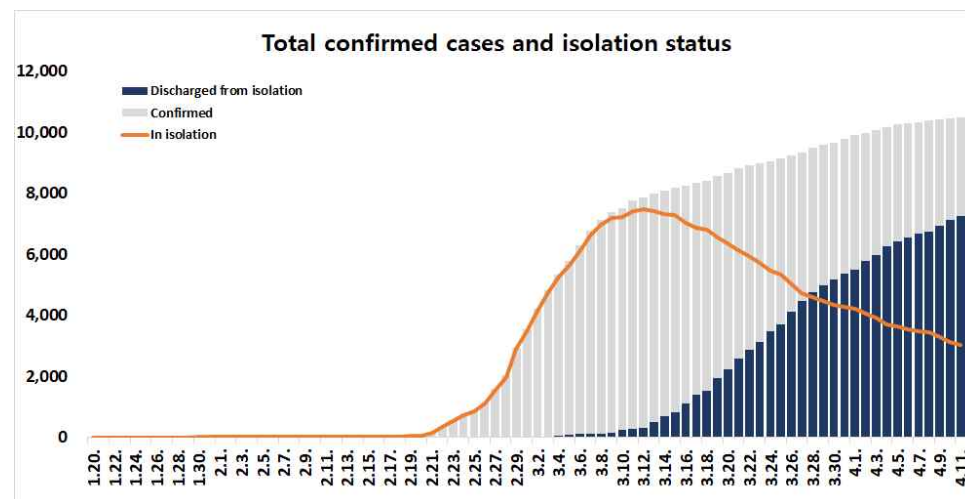
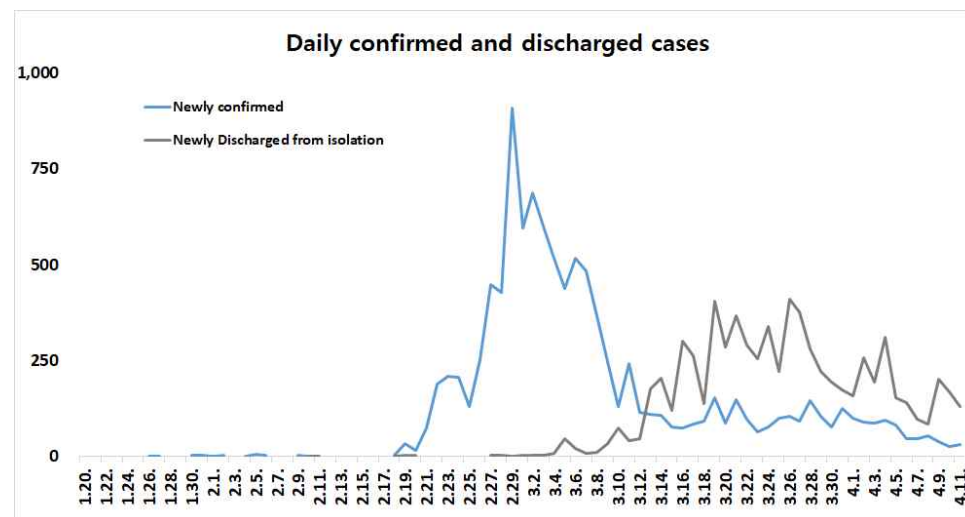
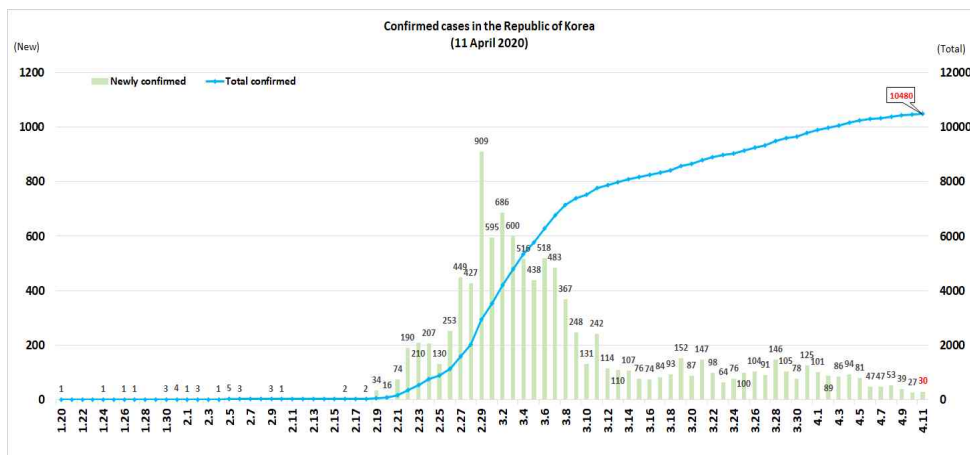




○ As of 0:00, 11 April 2020, the total number of confirmed cases is 10,480 (including 886 imported cases), of which 7,243 cases have been discharged from isolation. Newly confirmed cases are 30 in total.

Period (since 3 Jan)	Total	Tested positive (PCR)				Being tested	Tested negative
		Confirmed	Discharged	Isolated	Deceased		
As of 0:00 10 April (Fri)	503,051	10,450	7,117	3,125	208	15,298	477,303
<b>As of 0:00 11 April (Sat)</b>	510,479	10,480	7,243	3,026	211	14,070	485,929
Difference	(+)7,428	(+)30	(+)126	(-)99	(+)3	(-)1,228	(+)8,626





○ Regional distribution of total confirmed cases:

	Total	City							
		Seoul	Busan	Daegu	Incheon	Gwangju	Daejeon	Ulsan	Sejong
Isolated	3,026	402	23	1,398	50	10	17	10	26
Discharged	7,243	195	100	5,271	35	17	22	30	20
Deceased	211	2	3	145	0	0	0	1	0
<b>Subtotal</b>	<b>10,480</b>	<b>599</b>	<b>126</b>	<b>6,814</b>	<b>85</b>	<b>27</b>	<b>39</b>	<b>41</b>	<b>46</b>
<i>Difference</i>	30	4	0	7	0	0	0	1	0

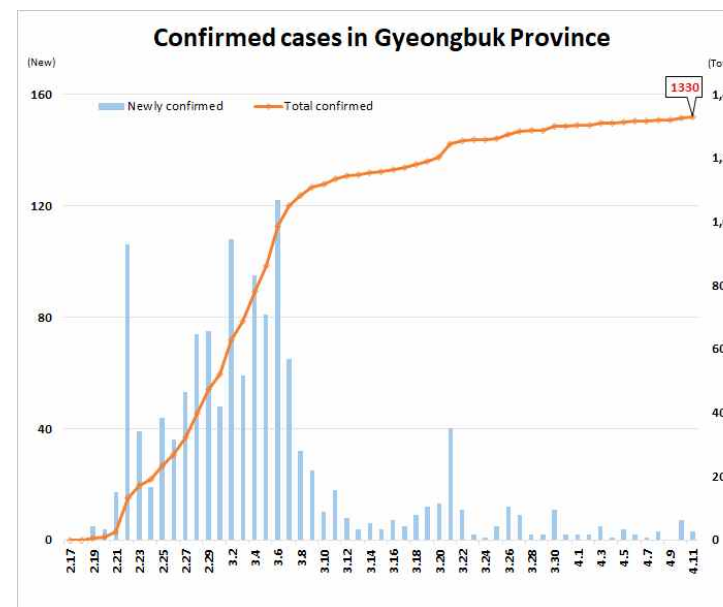
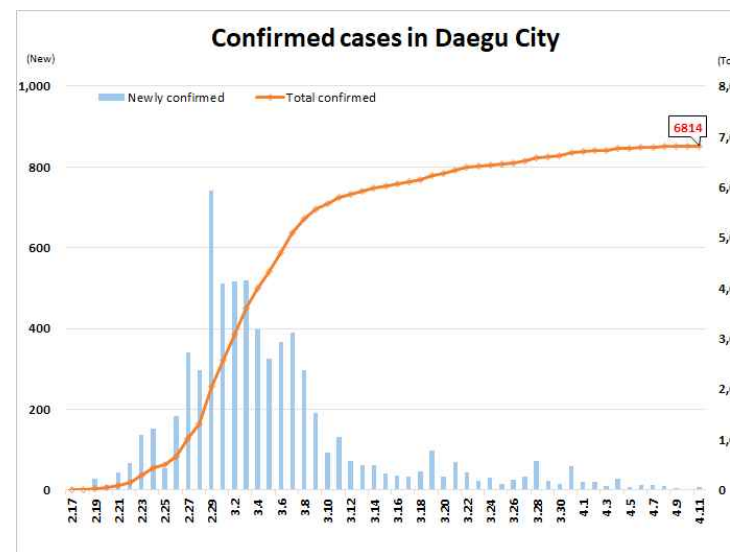
	Total	Province								Other
		Gyeonggi	Gangwon	Chung-buk	Chung-nam	Jeon-buk	Jeon-nam	Gyeong-buk	Gyeong-nam	Jeju
Isolated	327	22	17	32	9	10	278	32	8	355
Discharged	286	26	28	106	8	5	1,004	83	4	3
Deceased	11	1	0	0	0	0	48	0	0	0
<b>Subtotal</b>	<b>624</b>	<b>49</b>	<b>45</b>	<b>138</b>	<b>17</b>	<b>15</b>	<b>1,330</b>	<b>115</b>	<b>12</b>	<b>358</b>
<i>Difference</i>	9	0	0	0	0	0	3	0	0	6

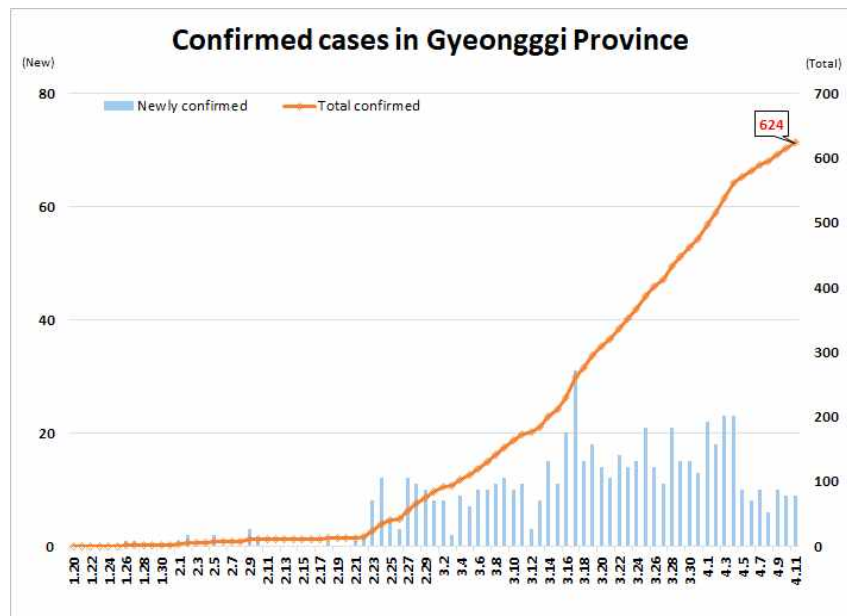
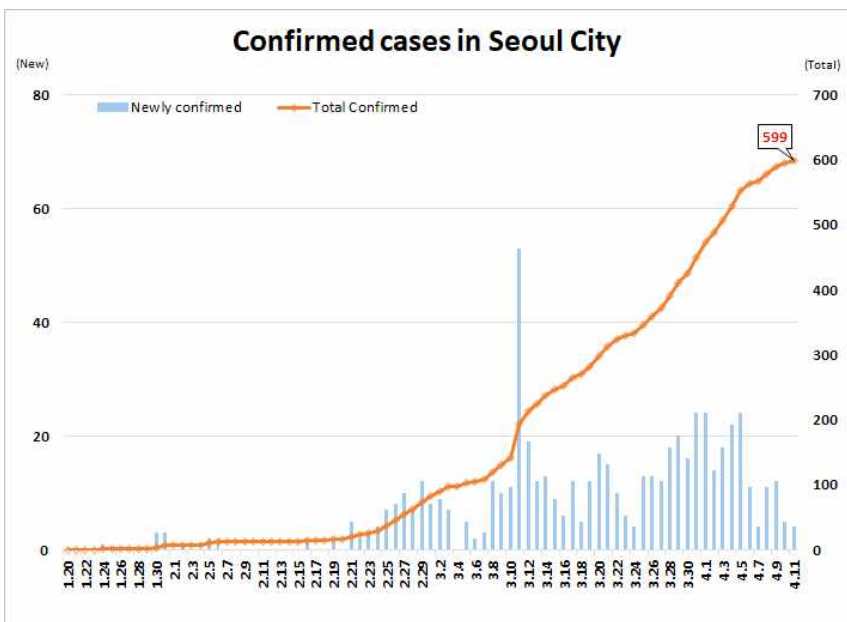
○ Case distribution and incidence rate by region:

Region	# of cases	(%)	Incidence rate (per 0.1M)	Region	# of cases	(%)	Incidence rate (per 0.1M)
Seoul	599	(5.72)	6.15	Gyeonggi	624	(5.95)	4.71
Busan	126	(1.20)	3.69	Gangwon	49	(0.47)	3.18
Daegu	6,814	(65.02)	279.66	Chungbuk	45	(0.43)	2.81
Incheon	85	(0.81)	2.88	Chungnam	138	(1.32)	6.50
Gwangju	27	(0.26)	1.85	Jeonbuk	17	(0.16)	0.94
Daejeon	39	(0.37)	2.65	Jeonnam	15	(0.14)	0.80
Ulsan	41	(0.39)	3.57	Gyeongbuk	1,330	(12.69)	49.95
Sejong	46	(0.44)	13.44	Gyeongnam	115	(1.10)	3.42
Airport Screening	358	(3.42)	-	Jeju	12	(0.11)	1.79
<b>Total</b>	<b>10,480</b>	<b>(100)</b>	<b>20.21</b>				



○ Daily case trends by region:

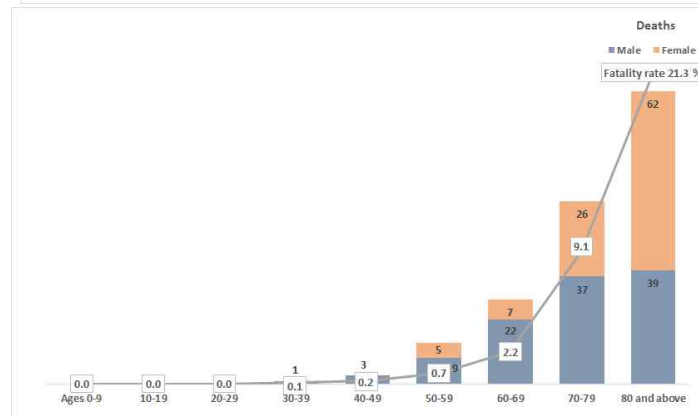
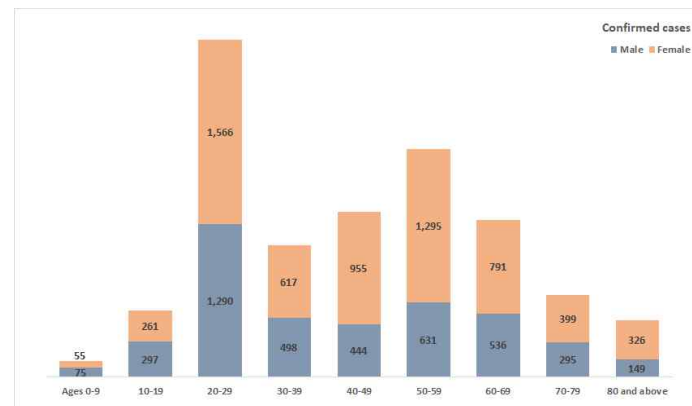




○ Case distribution by gender and age group:

		Confirmed Cases (%)	Deaths (%)	Fatality rate (%)
Total		10,480 (100)	211 (100)	2.01
Sex	Male	4,215 (40.22)	111 (52.61)	2.63
	Female	6,265 (59.78)	100 (47.39)	1.60
Age	80 and above	475 (4.53)	101 (47.87)	21.26
	70-79	694 (6.62)	63 (29.86)	9.08
	60-69	1,327 (12.66)	29 (13.74)	2.19
	50-59	1,926 (18.38)	14 (6.64)	0.73
	40-49	1,399 (13.35)	3 (1.42)	0.21
	30-39	1,115 (10.64)	1 (0.47)	0.09
	20-29	2,856 (27.25)	0 (0.00)	-
	10-19	558 (5.32)	0 (0.00)	-
0-9		130 (1.24)	0 (0.00)	-

\* Fatality rate = Deaths / Confirmed cases × 100





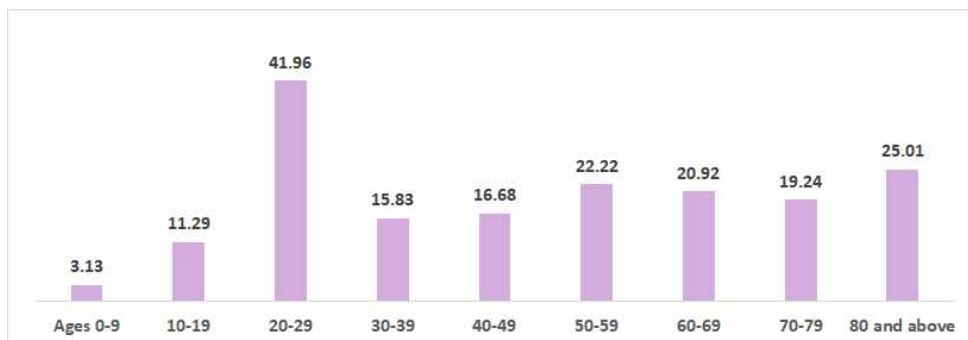
KCDC

Korea Centers for Disease Control & Prevention

# Updates on COVID-19 in Republic of Korea

11 April 2020

## ○ Incidence rate by age group (per 100,000):



## ○ Weekly trend of imported cases:

