



KCDC

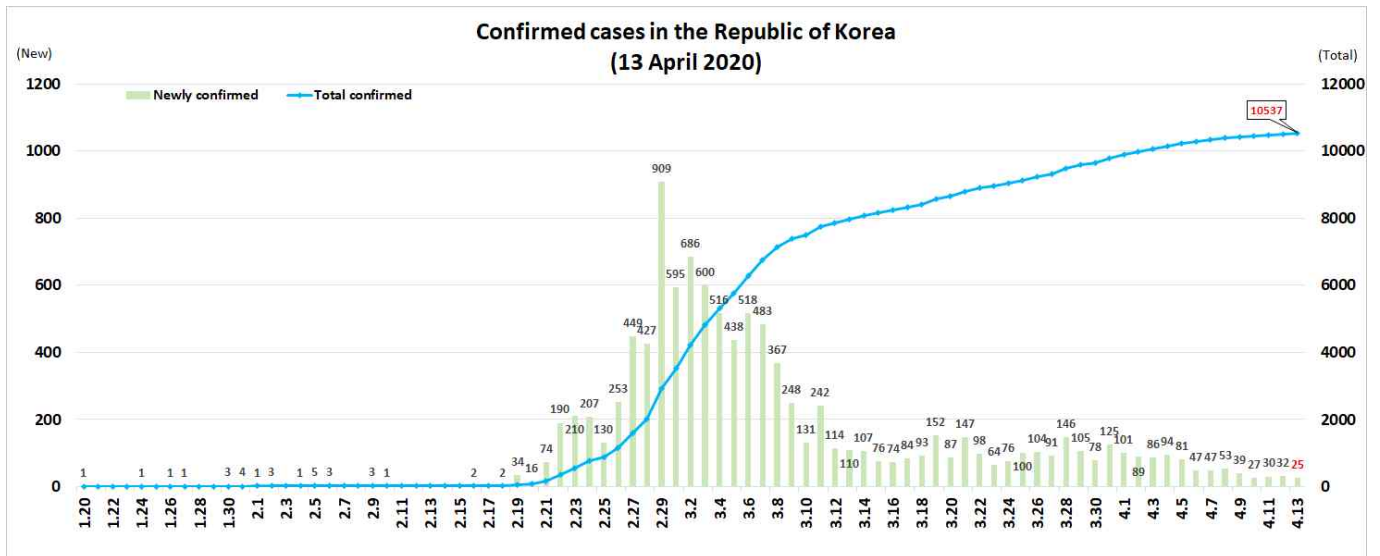
Korea Centers for Disease Control & Prevention

# Updates on COVID-19 in Republic of Korea

13 April 2020

○ As of 0:00, 13 April 2020, the total number of confirmed cases is 10,537 (including 929 imported cases), of which 7,447 cases have been discharged from isolation. Newly confirmed cases are 25 in total.

Period (since 3 Jan)	Total	Tested positive (PCR)				Being tested	Tested negative
		Confirmed	Discharged	Isolated	Deceased		
As of 0:00 12 April (Sun)	514,621	10,512	7,368	2,930	214	13,788	490,321
As of 0:00 13 April (Mon)	518,743	10,537	7,447	2,873	217	13,391	494,815
Difference	(+)4,122	(+)25	(+)79	(-)-57	(+)3	(-)-397	(+)4,494



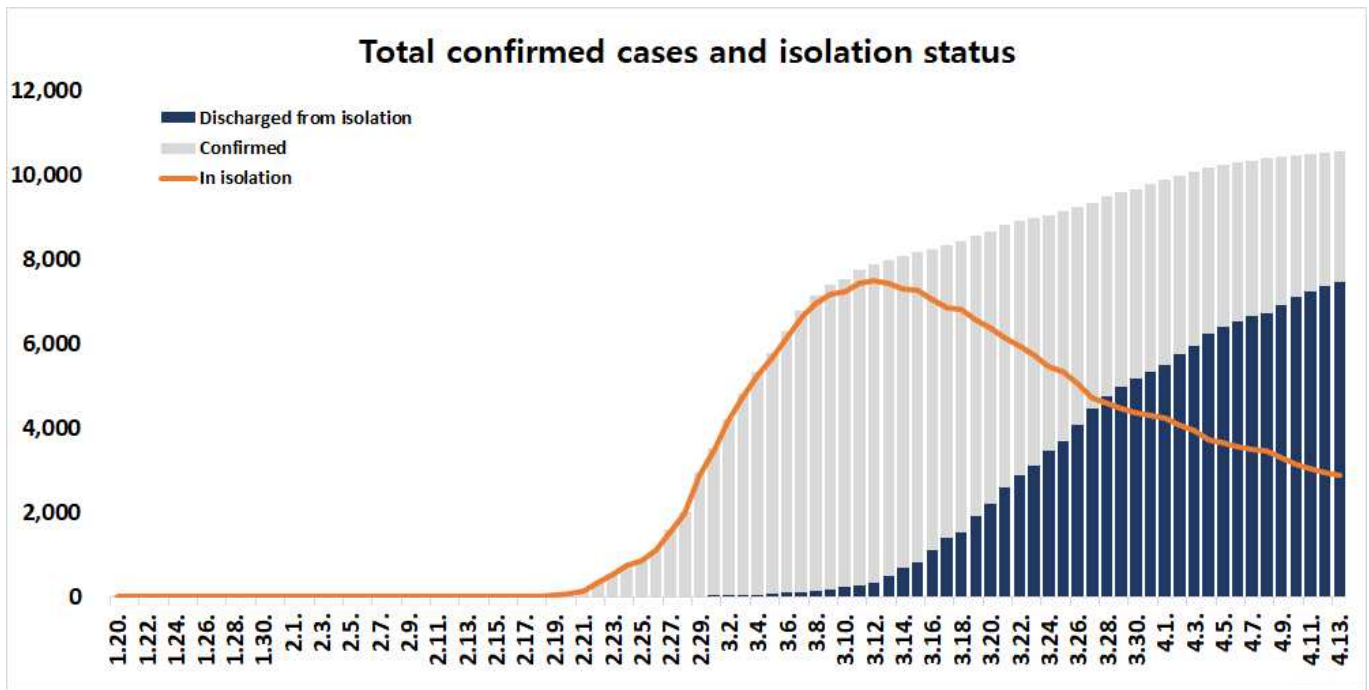
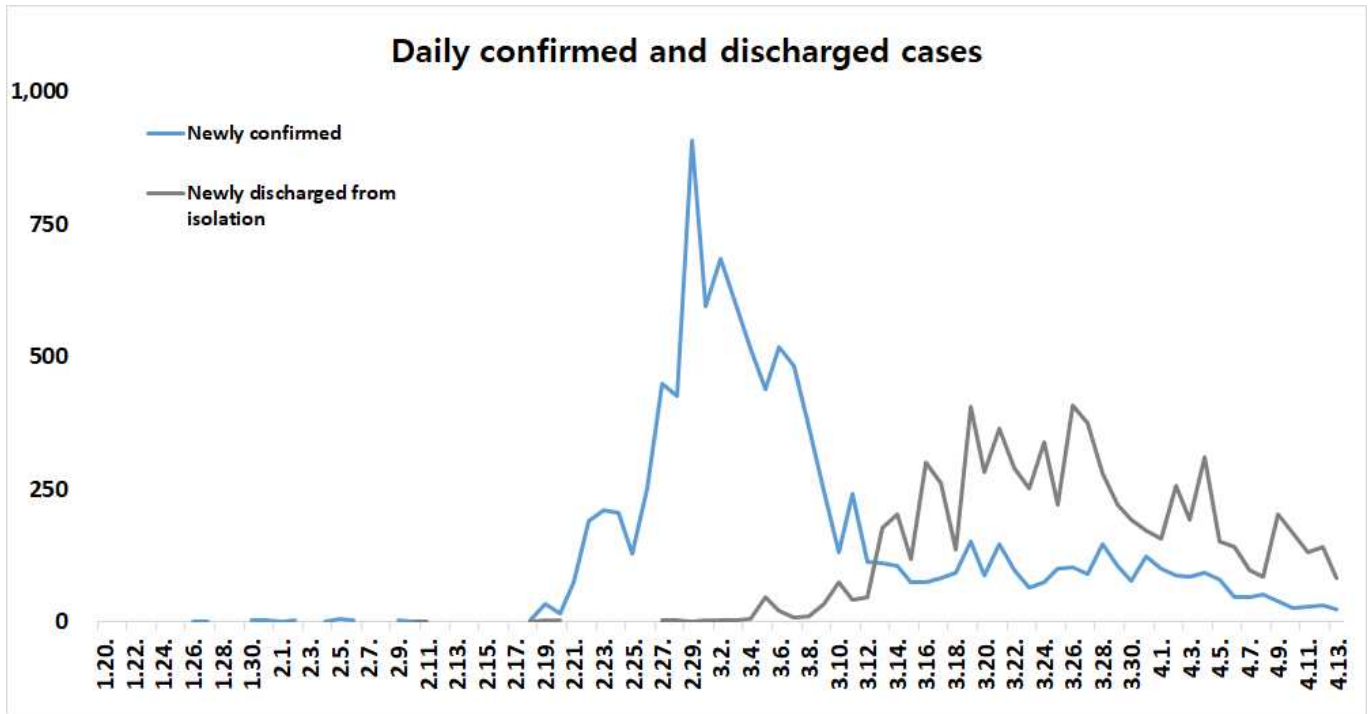


KCDC

Korea Centers for Disease Control & Prevention

# Updates on COVID-19 in Republic of Korea

13 April 2020





KCDC

Korea Centers for Disease Control & Prevention

# Updates on COVID-19 in Republic of Korea

13 April 2020

○ Regional distribution of total confirmed cases:

	Total	City							
		Seoul	Busan	Daegu	Incheon	Gwangju	Daejeon	Ulsan	Sejong
Isolated	2,873	394	20	1,277	48	8	16	7	24
Discharged	7,447	214	103	5,395	39	19	23	33	22
Deceased	217	2	3	147	0	0	0	1	0
<b>Subtotal</b>	<b>10,537</b>	<b>610</b>	<b>126</b>	<b>6,819</b>	<b>87</b>	<b>27</b>	<b>39</b>	<b>41</b>	<b>46</b>
<i>New (Difference)</i>	25	8	0	3	1	0	0	0	0

	Province	Province								Other
		Gyeonggi	Gangwon	Chungbuk	Chungnam	Jeonbuk	Jeonnam	Gyeongbuk	Gyeongnam	Jeju
Isolated	313	20	14	30	9	9	267	31	7	379
Discharged	305	28	31	109	8	6	1,020	84	5	3
Deceased	13	1	0	0	0	0	50	0	0	0
<b>Subtotal</b>	<b>631</b>	<b>49</b>	<b>45</b>	<b>139</b>	<b>17</b>	<b>15</b>	<b>1,337</b>	<b>115</b>	<b>12</b>	<b>382</b>
<i>New (Difference)</i>	3	0	0	0	0	0	4	0	0	6

○ Case distribution and incidence rate by region:

Region	# of cases	(%)	Incidence rate (per 0.1M)	Region	# of cases	(%)	Incidence rate (per 0.1M)
Seoul	610	(5.79)	6.27	Gyeonggi	631	(5.99)	4.76
Busan	126	(1.20)	3.69	Gangwon	49	(0.47)	3.18
Daegu	6,819	(64.71)	279.87	Chungbuk	45	(0.43)	2.81
Incheon	87	(0.83)	2.94	Chungnam	139	(1.32)	6.55
Gwangju	27	(0.26)	1.85	Jeonbuk	17	(0.16)	0.94
Daejeon	39	(0.37)	2.65	Jeonnam	15	(0.14)	0.80
Ulsan	41	(0.39)	3.57	Gyeongbuk	1,337	(12.69)	50.22
Sejong	46	(0.44)	13.44	Gyeongnam	115	(1.09)	3.42
Airport Screening	382	(3.63)	-	Jeju	12	(0.11)	1.79
<b>Total</b>				<b>10,537 (100) 20.32</b>			



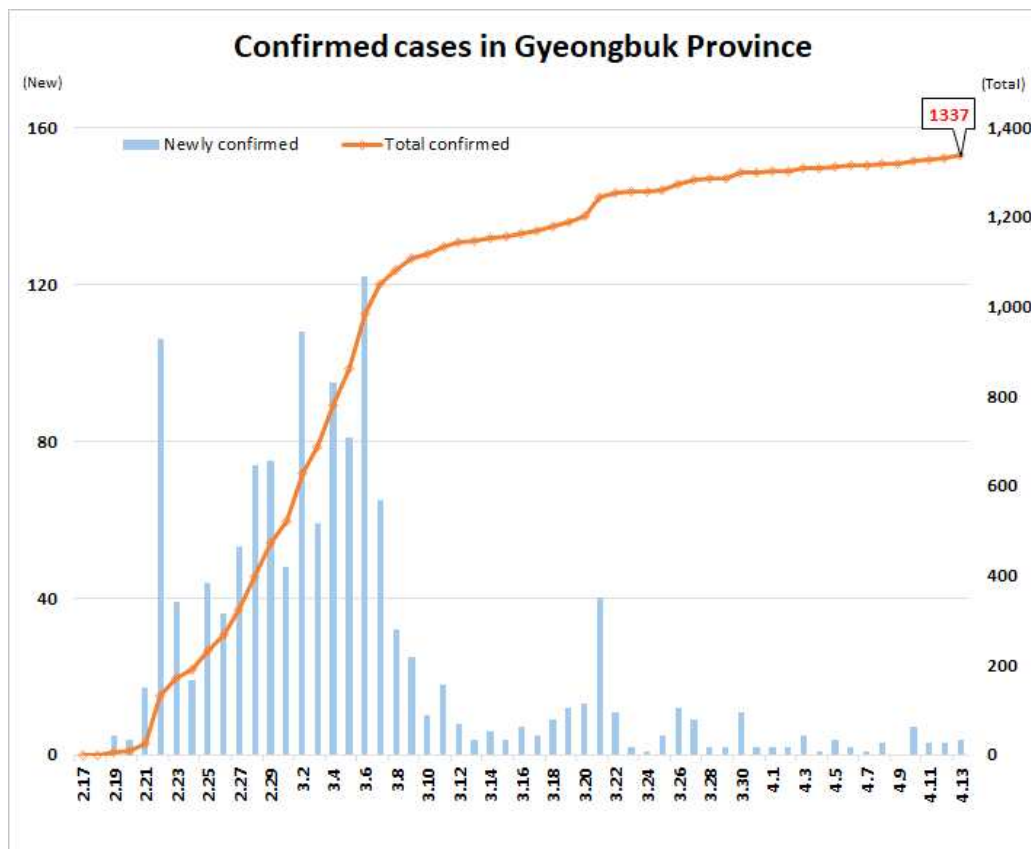
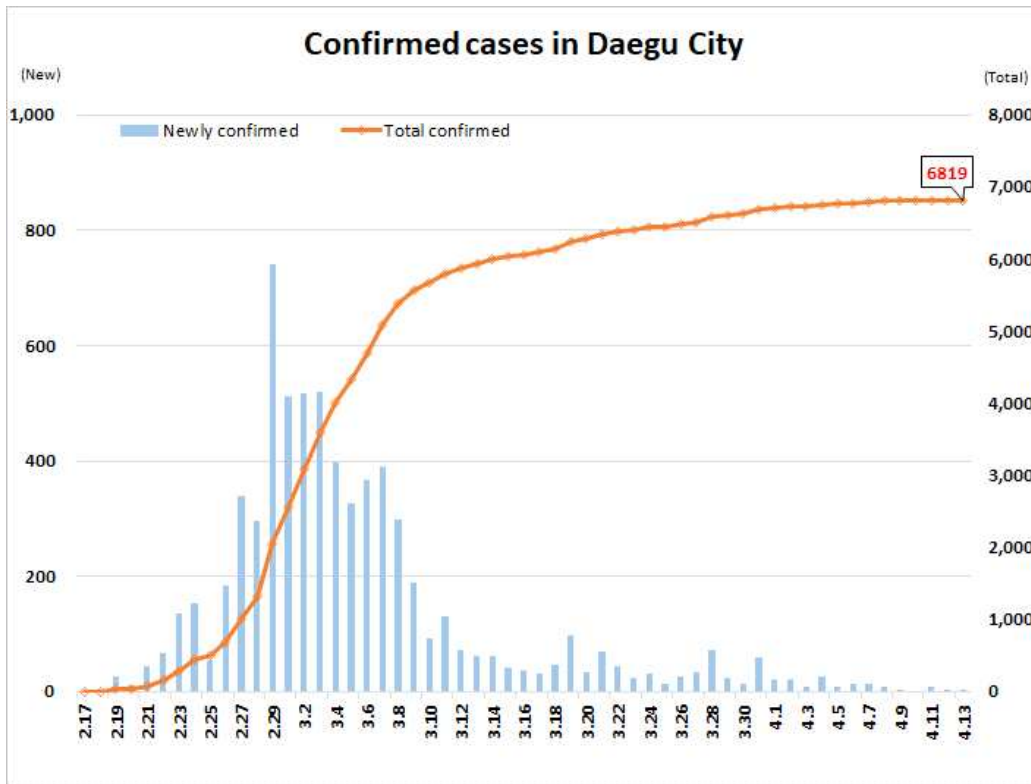
KCDC

Korea Centers for Disease Control & Prevention

# Updates on COVID-19 in Republic of Korea

13 April 2020

## ○ Daily case trends by region:



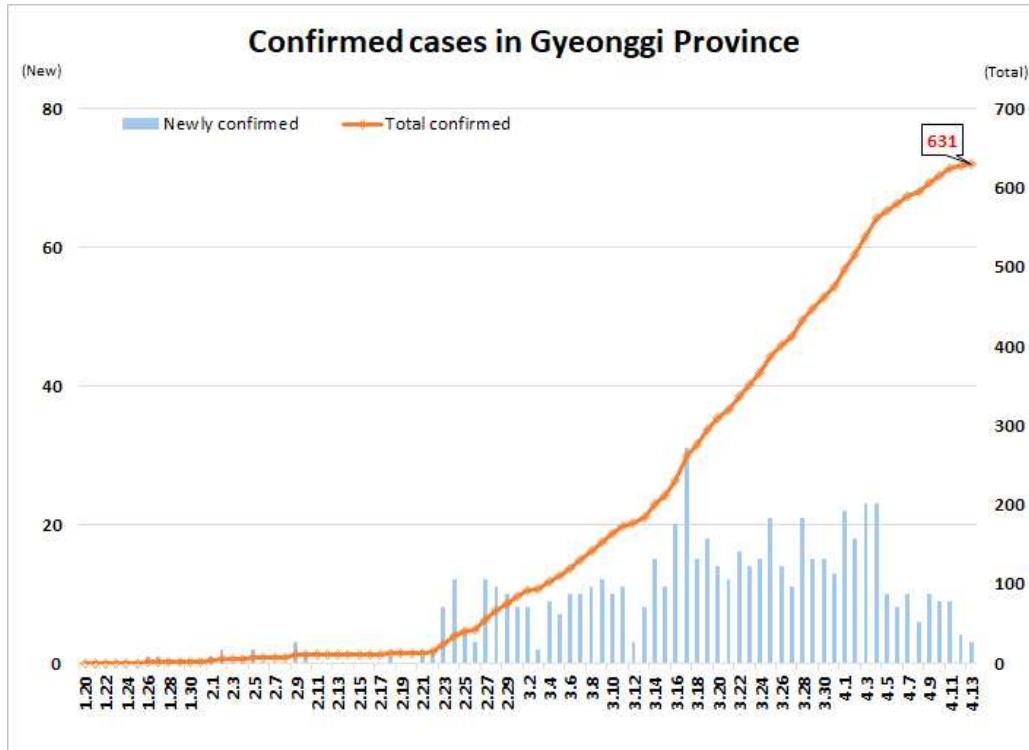
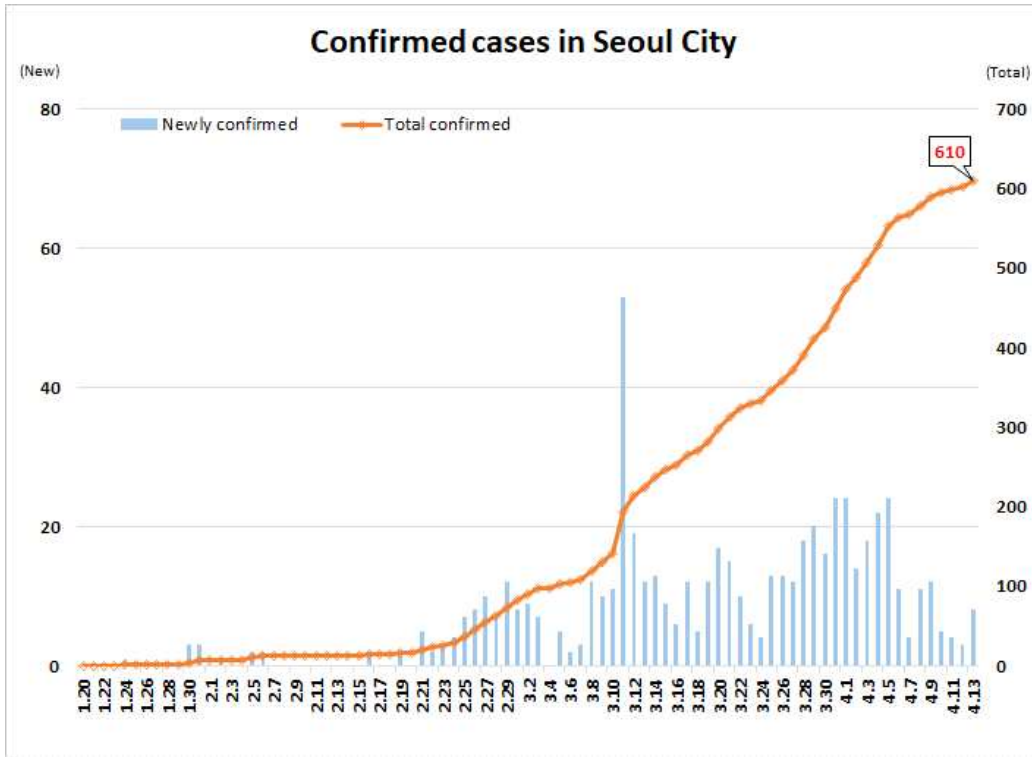


KCDC

Korea Centers for Disease Control & Prevention

# Updates on COVID-19 in Republic of Korea

13 April 2020





KCDC

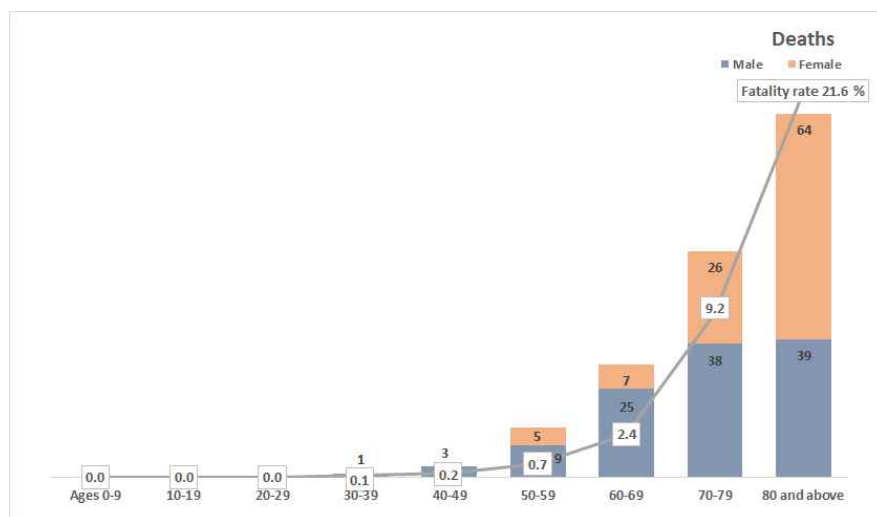
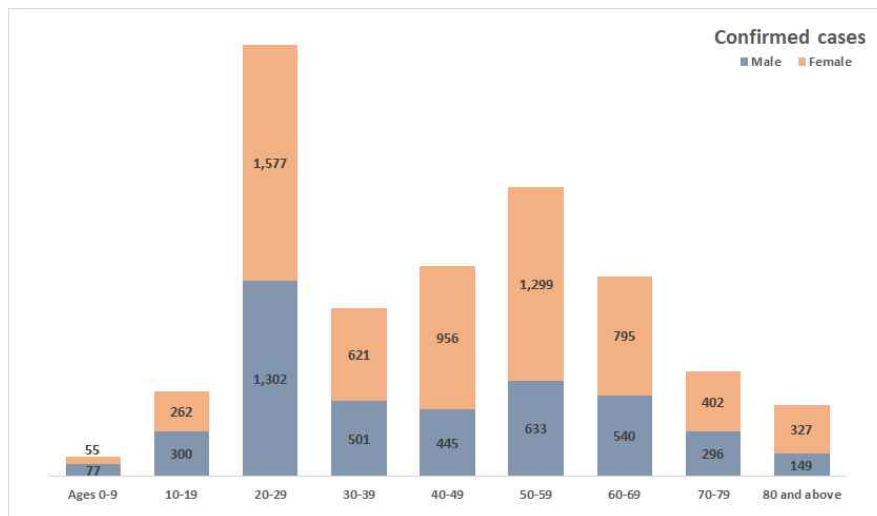
Korea Centers for Disease Control & Prevention

# Updates on COVID-19 in Republic of Korea

13 April 2020

○ Case distribution by gender and age group:

		Confirmed Cases (%)	Deaths (%)	Fatality rate (%)
Total		10,537 (100)	217 (100)	2.06
Sex	Male	4,243 (40.27)	115 (53.00)	2.71
	Female	6,294 (59.73)	102 (47.00)	1.62
Age	80 and above	476 (4.52)	103 (47.47)	21.64
	70-79	698 (6.62)	64 (29.49)	9.17
	60-69	1,335 (12.67)	32 (14.75)	2.40
	50-59	1,932 (18.34)	14 (6.45)	0.72
	40-49	1,401 (13.30)	3 (1.38)	0.21
	30-39	1,122 (10.65)	1 (0.46)	0.09
	20-29	2,879 (27.32)	0 (0.00)	-
	10-19	562 (5.33)	0 (0.00)	-
	0-9	132 (1.25)	0 (0.00)	-





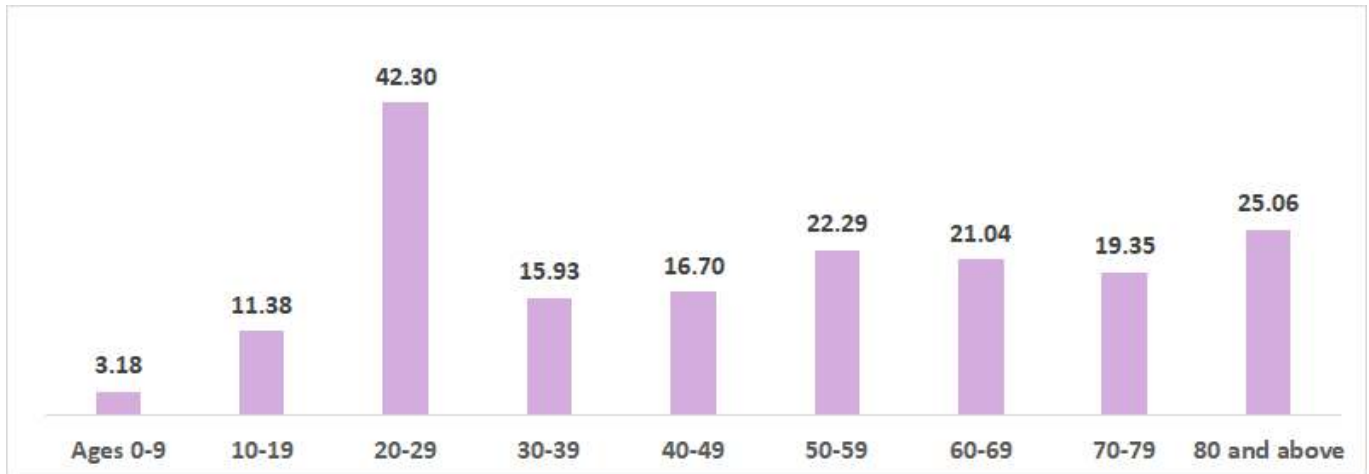
KCDC

Korea Centers for Disease Control & Prevention

# Updates on COVID-19 in Republic of Korea

13 April 2020

## ○ Incidence rate by age group (per 100,000):



## ○ Weekly trend of imported cases:

