



KCDC

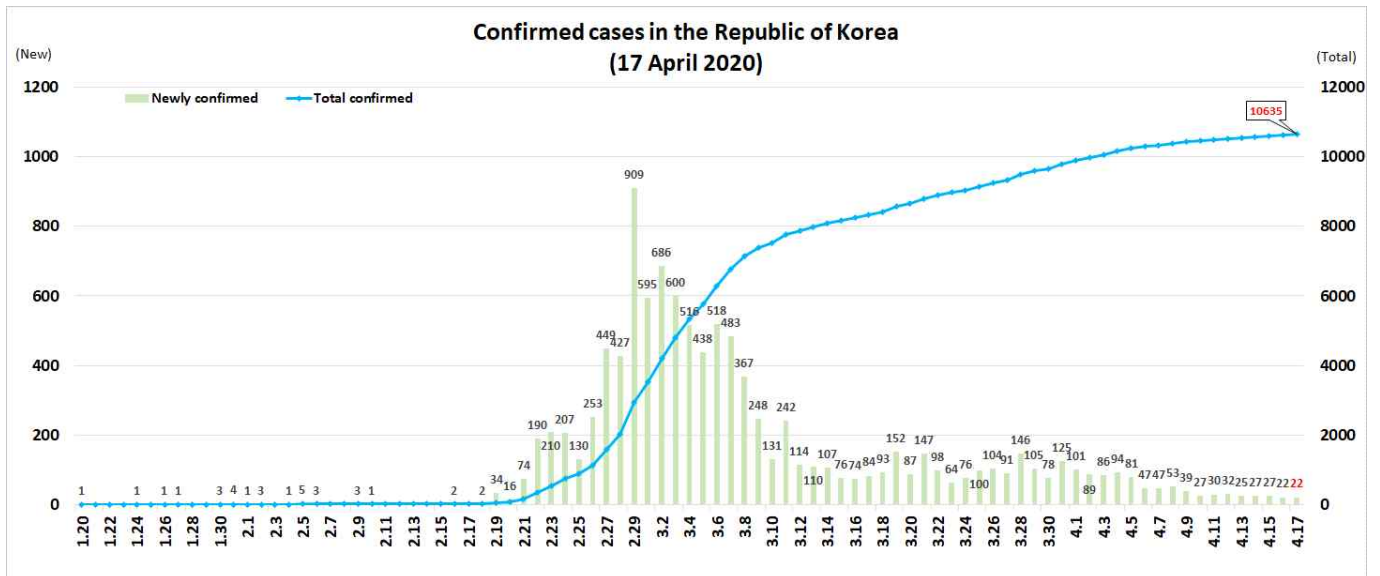
Korea Centers for Disease Control & Prevention

Updates on COVID-19 in Republic of Korea

17 April 2020

○ As of 0:00, 17 April 2020, the total number of confirmed cases is 10,635 (including 983 imported cases), of which 7,829 cases have been discharged from isolation. Newly confirmed cases are 22 in total.

Period (since 3 Jan)	Total	Tested positive (PCR)				Being tested	Tested negative
		Confirmed	Discharged from isolation	Under isolation	Deceased		
As of 0:00 16 April (Thurs)	538,775	10,613	7,757	2,627	229	14,268	513,894
As of 0:00 17 April (Fri)	546,463	10,635	7,829	2,576	230	14,186	521,642
Difference	(+)7,688	(+)22	(+)72	(-)-51	(+)1	(-)-82	(+)7,748



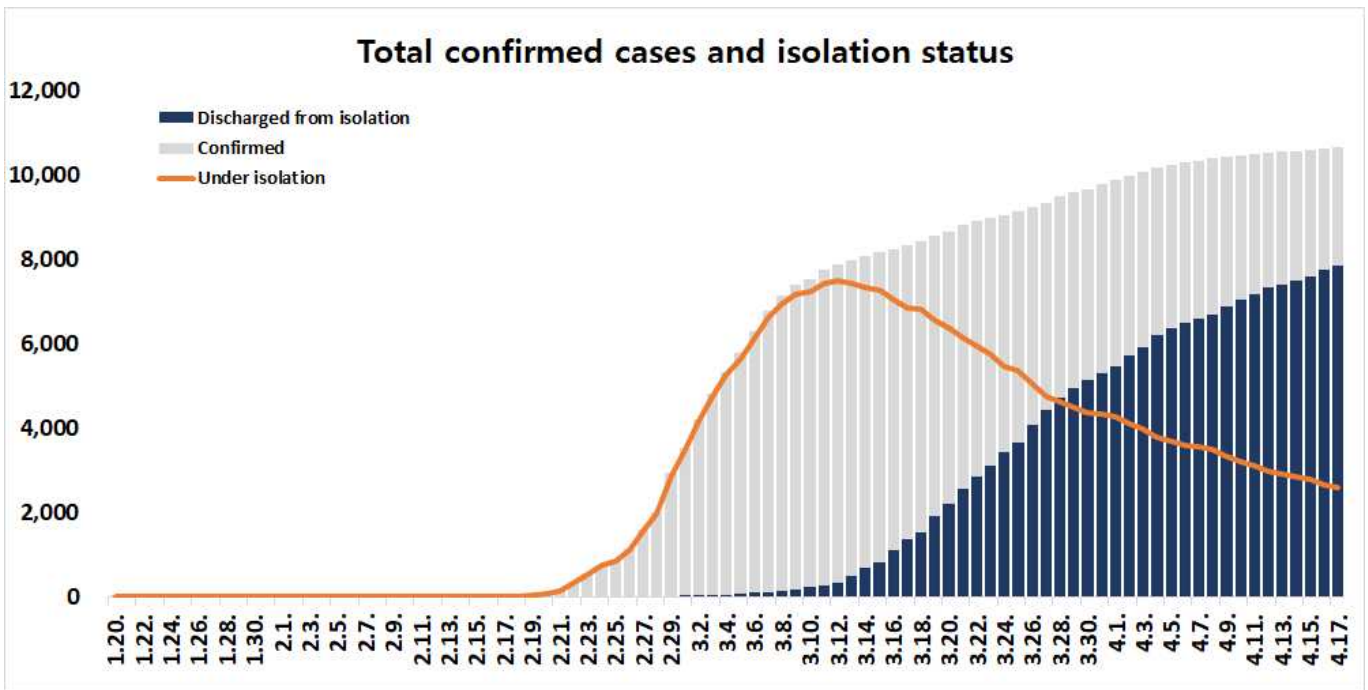
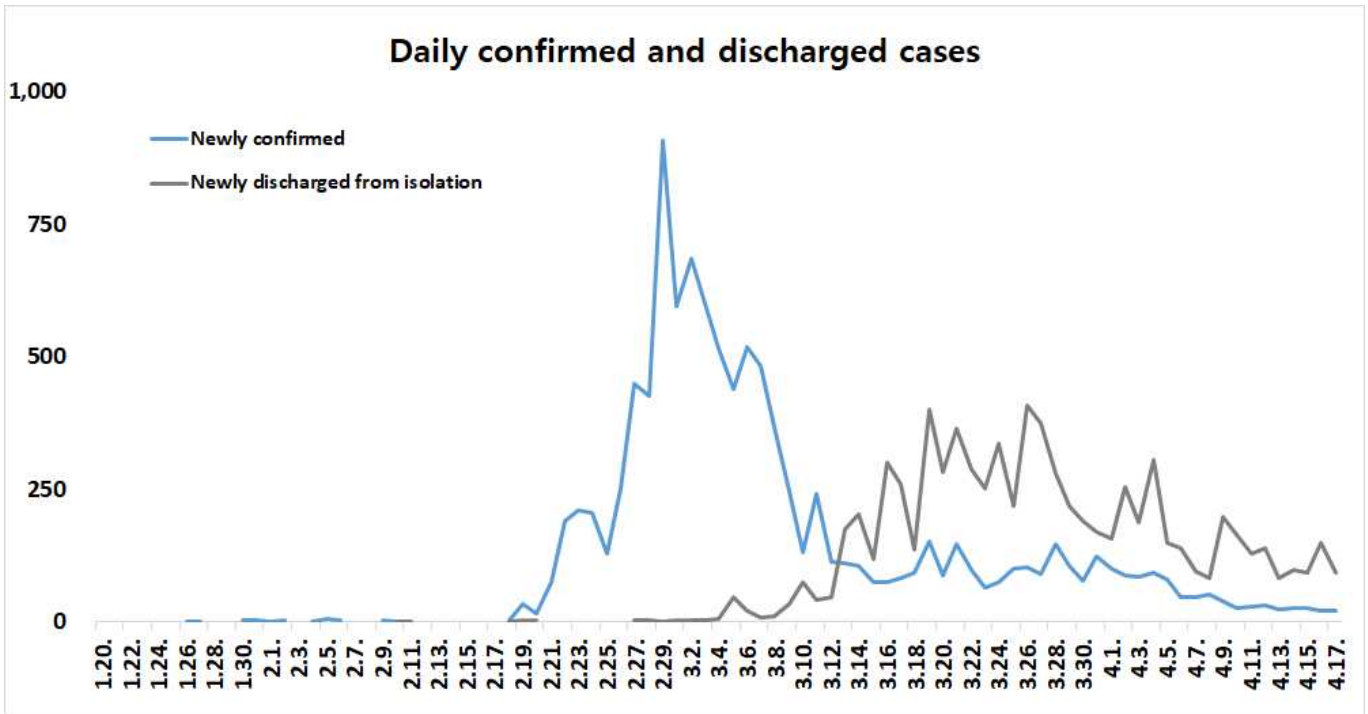


KCDC

Korea Centers for Disease Control & Prevention

Updates on COVID-19 in Republic of Korea

17 April 2020





KCDC

Korea Centers for Disease Control & Prevention

Updates on COVID-19 in Republic of Korea

17 April 2020

○ Regional distribution of total confirmed cases:

	Total	City							
		Seoul	Busan	Daegu	Incheon	Gwangju	Daejeon	Ulsan	Sejong
Isolated	2,576	351	15	1,042	38	8	15	7	22
Discharged	7,829	268	112	5,626	51	22	25	34	24
Deceased	230	2	3	159	0	0	0	1	0
Subtotal	10,635	621	130	6,827	89	30	40	42	46
New (Difference)	22	2	0	0	1	2	1	0	0

	Total	Province								
		Gyeonggi	Gangwon	Chungbuk	Chungnam	Jeonbuk	Jeonnam	Gyeongbuk	Gyeongnam	Jeju
Isolated	296	23	8	24	8	8	269	31	8	403
Discharged	340	28	37	115	9	7	1,037	84	5	5
Deceased	14	1	0	0	0	0	50	0	0	0
Subtotal	650	52	45	139	17	15	1,356	115	13	408
New (Difference)	1	0	0	0	0	0	4	0	0	11

○ Case distribution and incidence rate by region:

Region	# of cases	(%)	Incidence rate (per 0.1M)	Region	# of cases	(%)	Incidence rate (per 0.1M)
Seoul	621	(5.84)	6.38	Gyeonggi	650	(6.11)	4.91
Busan	130	(1.22)	3.81	Gangwon	52	(0.49)	3.38
Daegu	6,827	(64.19)	280.20	Chungbuk	45	(0.42)	2.81
Incheon	89	(0.84)	3.01	Chungnam	139	(1.31)	6.55
Gwangju	30	(0.28)	2.06	Jeonbuk	17	(0.16)	0.94
Daejeon	40	(0.38)	2.71	Jeonnam	15	(0.14)	0.80
Ulsan	42	(0.39)	3.66	Gyeongbuk	1,356	(12.75)	50.93
Sejong	46	(0.43)	13.44	Gyeongnam	115	(1.08)	3.42
Airport Screening	408	(3.84)	-	Jeju	13	(0.12)	1.94
Total				10,635 (100) 20.51			



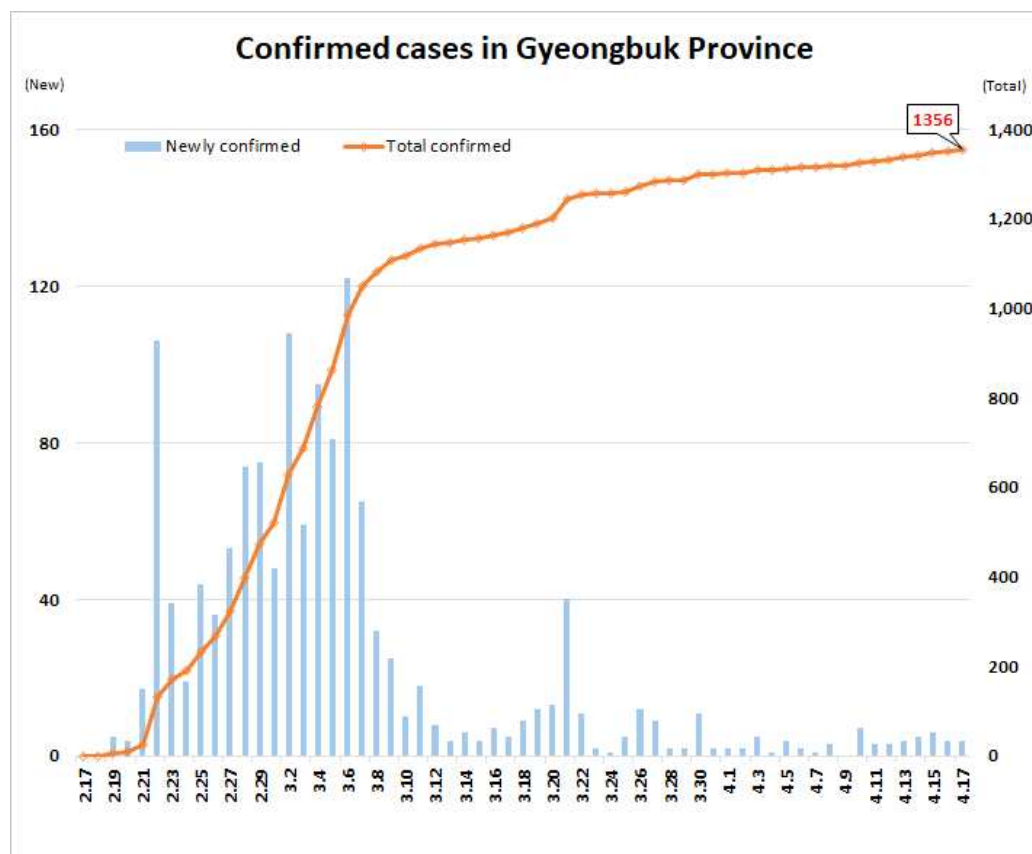
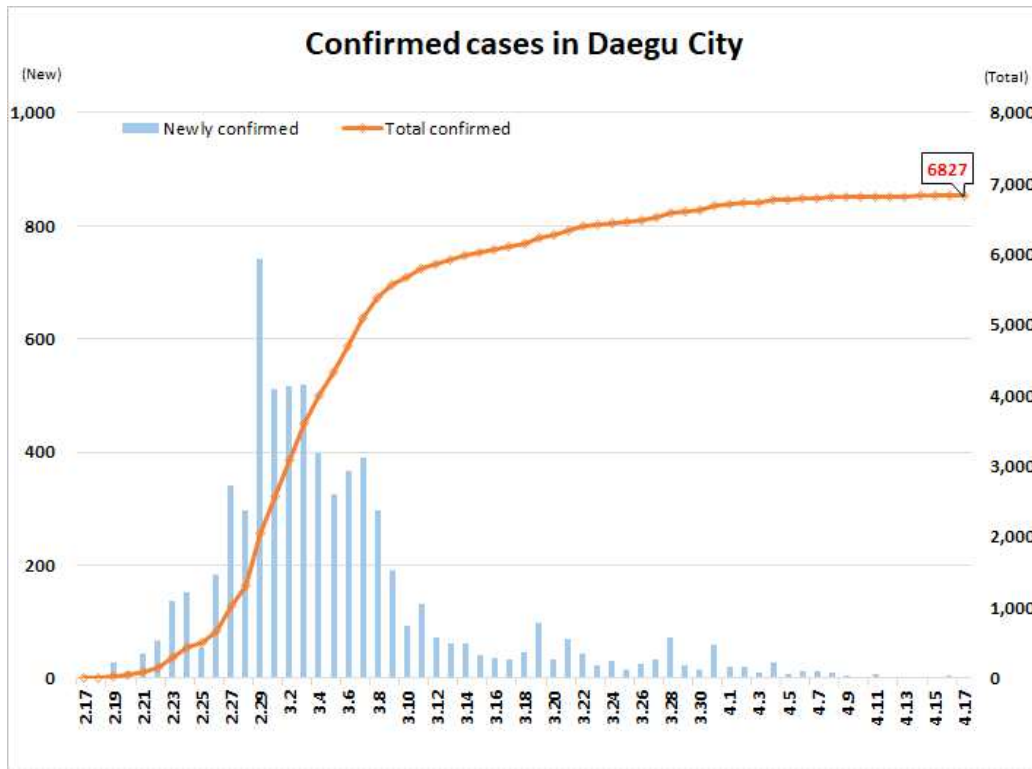
KCDC

Korea Centers for Disease Control & Prevention

Updates on COVID-19 in Republic of Korea

17 April 2020

○ Daily case trends by region:



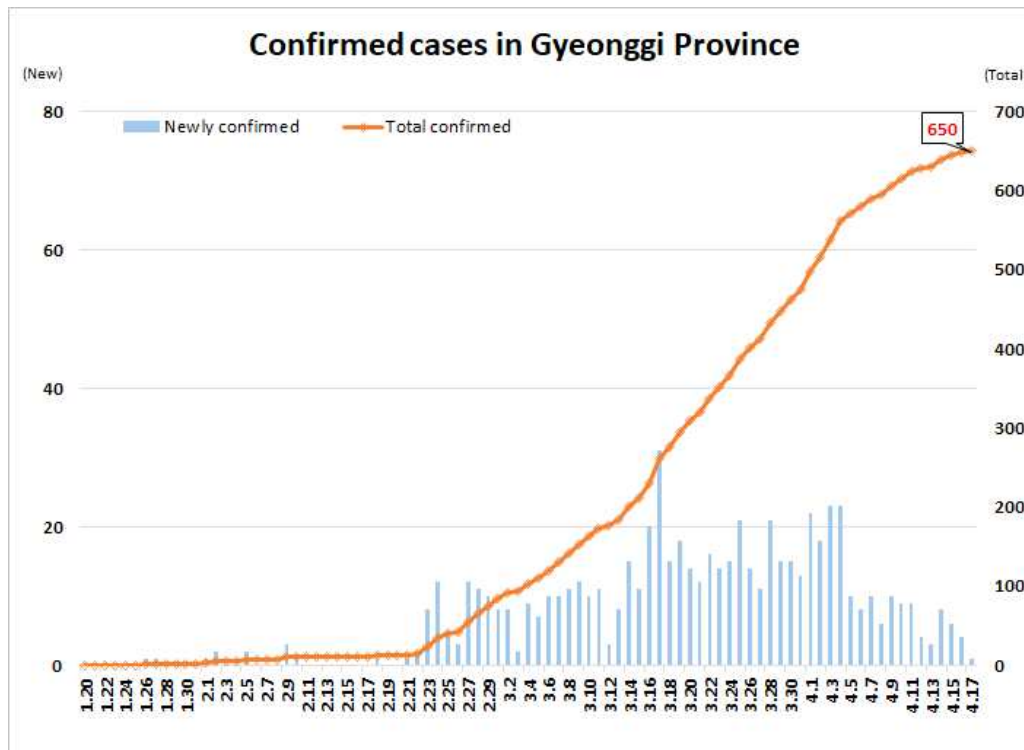
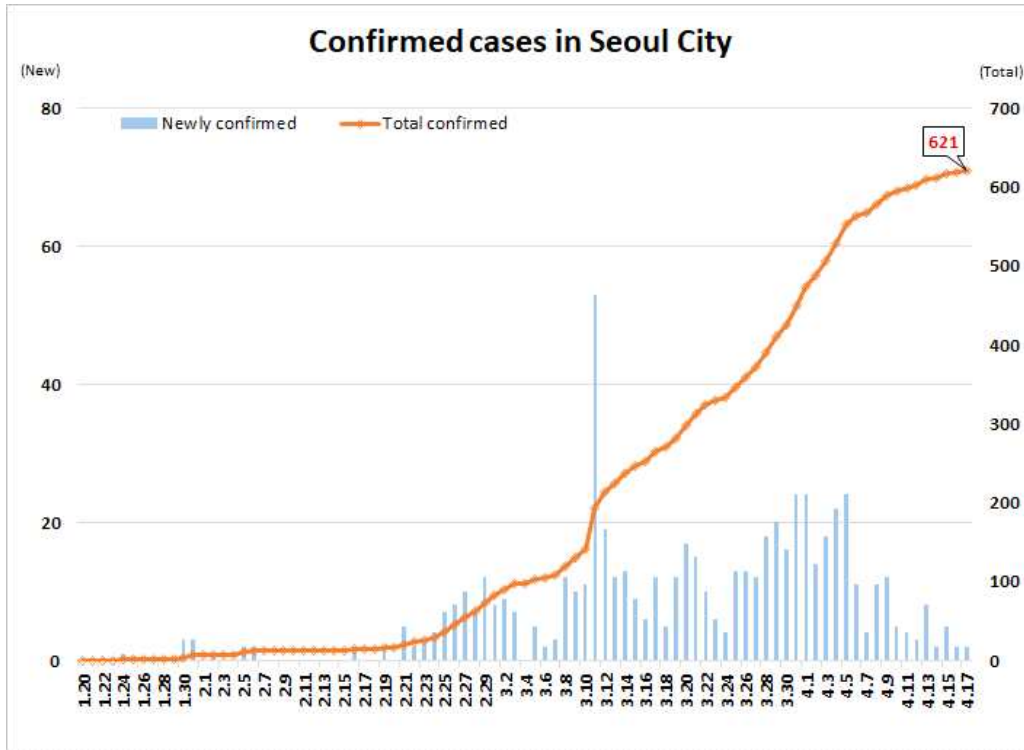


KCDC

Korea Centers for Disease Control & Prevention

Updates on COVID-19 in Republic of Korea

17 April 2020





KCDC

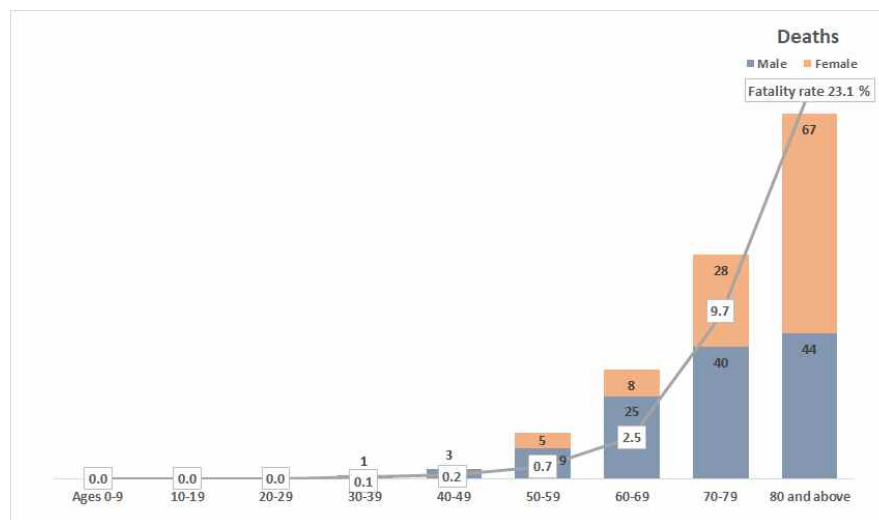
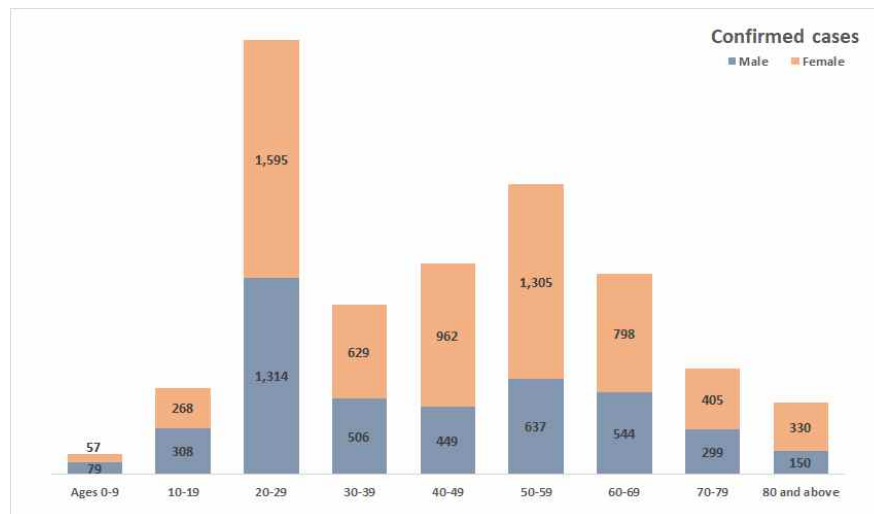
Korea Centers for Disease Control & Prevention

Updates on COVID-19 in Republic of Korea

17 April 2020

○ Case distribution by gender and age group:

		Confirmed Cases (%)	Deaths (%)	Fatality rate (%)
Total		10,635 (100)	230 (100)	2.16
Sex	Male	4,286 (40.30)	122 (53.04)	2.85
	Female	6,349 (59.70)	108 (46.96)	1.70
Age	80 and above	480 (4.51)	111 (48.26)	23.13
	70-79	704 (6.62)	68 (29.57)	9.66
	60-69	1,342 (12.62)	33 (14.35)	2.46
	50-59	1,942 (18.26)	14 (6.09)	0.72
	40-49	1,411 (13.27)	3 (1.30)	0.21
	30-39	1,135 (10.67)	1 (0.43)	0.09
	20-29	2,909 (27.35)	0 (0.00)	-
	10-19	576 (5.42)	0 (0.00)	-
	0-9	136 (1.28)	0 (0.00)	-





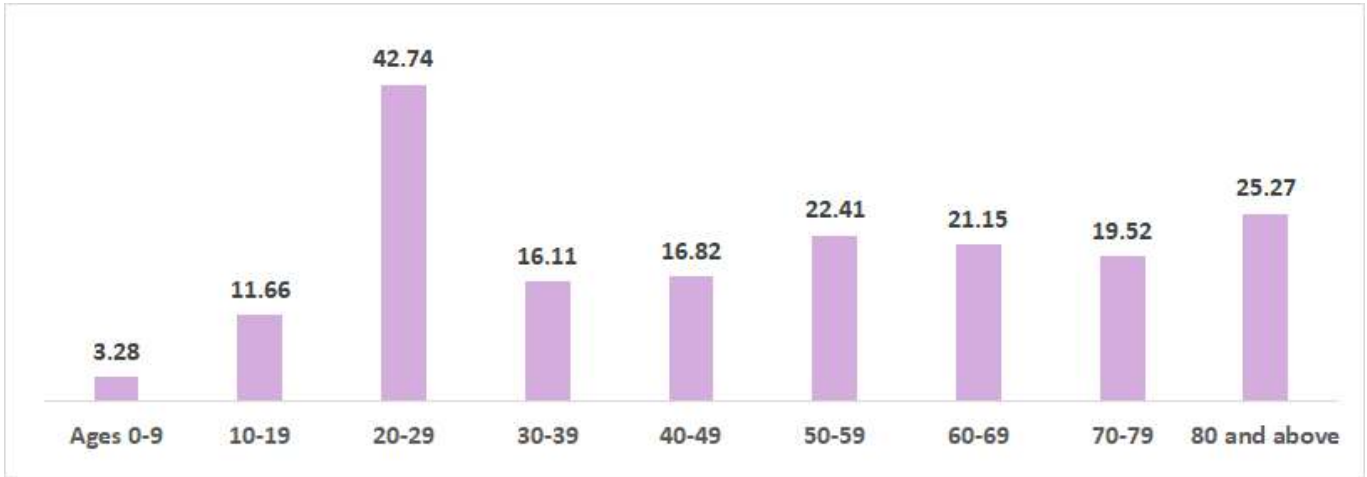
KCDC

Korea Centers for Disease Control & Prevention

Updates on COVID-19 in Republic of Korea

17 April 2020

○ Incidence rate by age group (per 100,000):



○ Weekly trend of imported cases:

