



KCDC

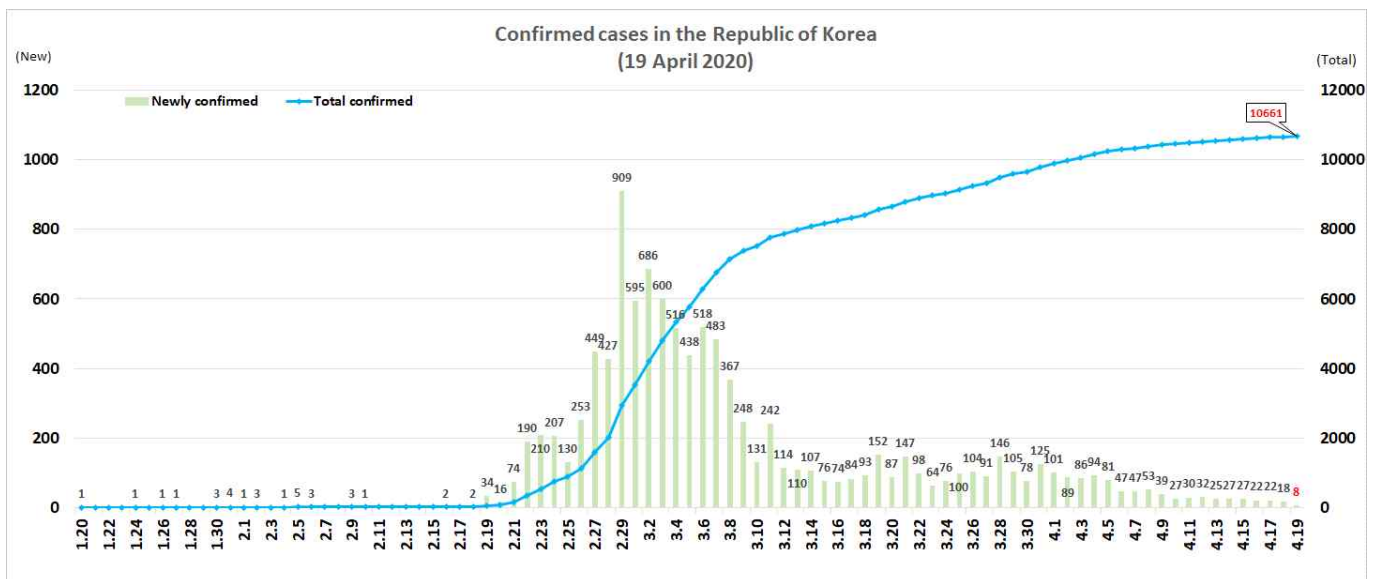
Korea Centers for Disease Control & Prevention

# Updates on COVID-19 in Republic of Korea

19 April 2020

○ As of 0:00, 19 April 2020, the total number of confirmed cases is 10,661 (including 998 imported cases), of which 8,042 cases have been discharged from isolation. Newly confirmed cases are 8 in total.

Period (since 3 Jan)	Total	Tested positive (PCR)				Being tested	Tested negative
		Confirmed	Discharged from isolation	Under isolation	Deceased		
As of 0:00 18 April (Sat)	554,834	10,653	7,937	2,484	232	13,550	530,631
<b>As of 0:00 19 April (Sun)</b>	559,109	10,661	8,042	2,385	234	12,243	536,205
Difference	(+)4,275	(+)8	(+)105	(-)99	(+)2	(-)1,307	(+)5,574



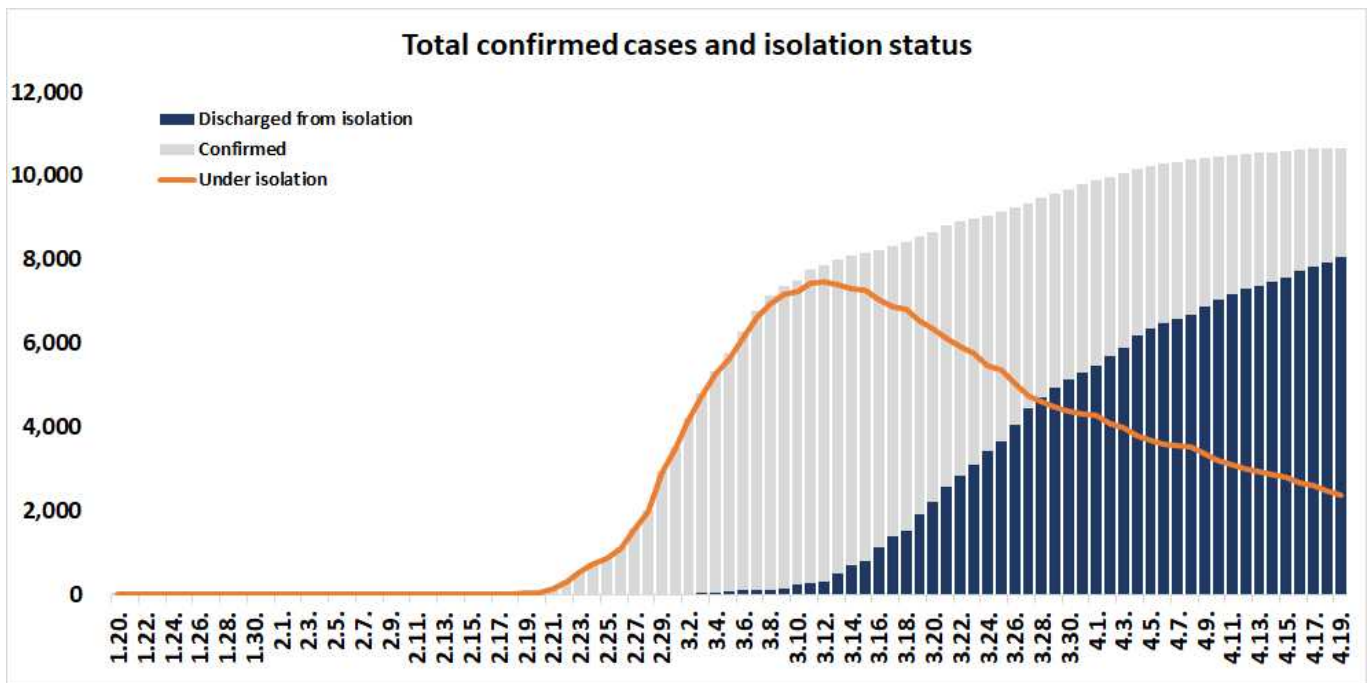
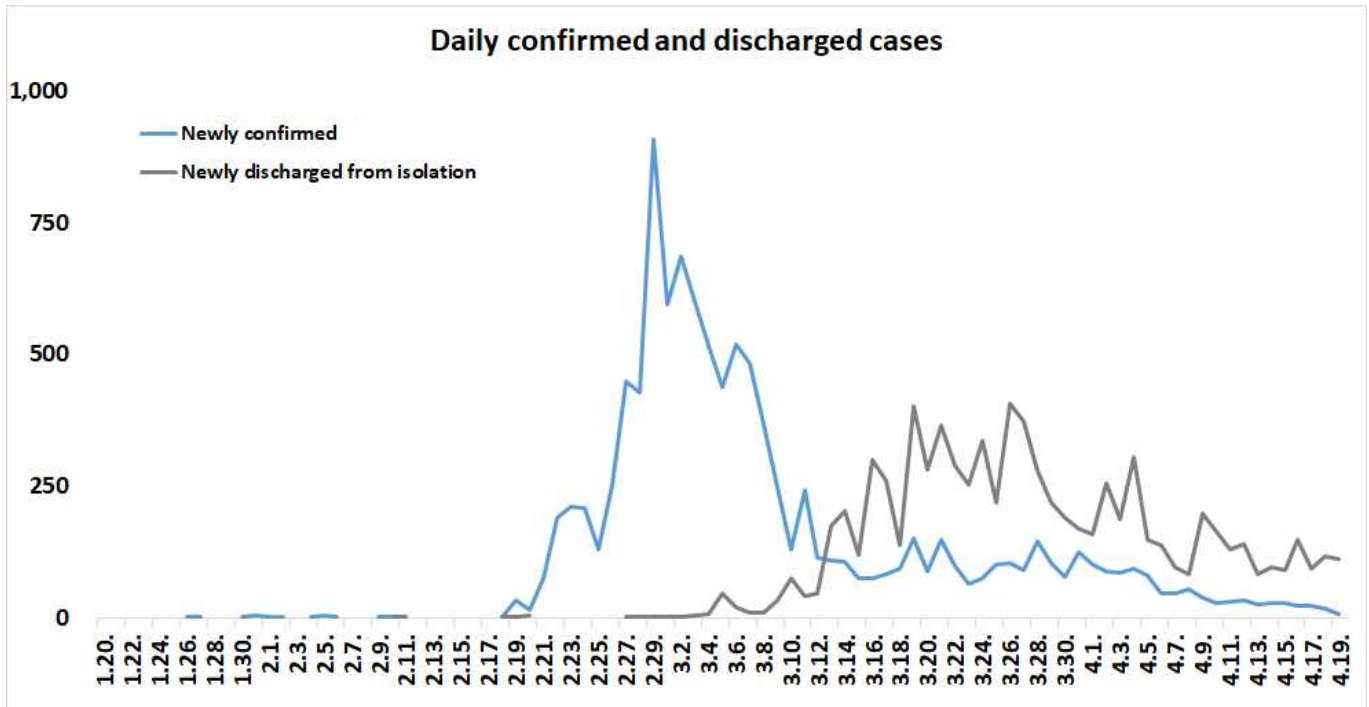


KCDC

Korea Centers for Disease Control & Prevention

# Updates on COVID-19 in Republic of Korea

19 April 2020





KCDC

Korea Centers for Disease Control & Prevention

# Updates on COVID-19 in Republic of Korea

19 April 2020

○ Regional distribution of total confirmed cases:

	Total	City								
		Seoul	Busan	Daegu	Incheon	Gwangju	Daejeon	Ulsan	Sejong	
Isolated	2,385	334	12	928	36	8	14	7	17	
Discharged	8,042	288	115	5,743	55	22	25	34	29	
Deceased	234	2	3	161	0	0	0	1	0	
<b>Subtotal</b>	<b>10,661</b>	<b>624</b>	<b>130</b>	<b>6,832</b>	<b>91</b>	<b>30</b>	<b>39</b>	<b>42</b>	<b>46</b>	
New (Difference)	8	2	0	2	1	0	0	0	0	

	Province									
	Gyeonggi	Gangwon	Chung-buk	Chung-nam	Jeon-buk	Jeon-nam	Gyeong-buk	Gyeong-nam	Jeju	Other Airport screening
Isolated	270	23	7	19	8	7	251	31	7	406
Discharged	370	28	38	122	9	8	1,057	85	6	8
Deceased	14	2	0	0	0	0	51	0	0	0
<b>Subtotal</b>	<b>654</b>	<b>53</b>	<b>45</b>	<b>141</b>	<b>17</b>	<b>15</b>	<b>1,359</b>	<b>116</b>	<b>13</b>	<b>414</b>
New (Difference)	0	0	0	0	0	0	1	0	0	2

○ Case distribution and incidence rate by region:

Region	# of cases	(%)	Incidence rate (per 0.1M)	Region	# of cases	(%)	Incidence rate (per 0.1M)
Seoul	624	(5.85)	6.41	Gyeonggi	654	(6.13)	4.94
Busan	130	(1.22)	3.81	Gangwon	53	(0.50)	3.44
Daegu	6,832	(64.08)	280.40	Chungbuk	45	(0.42)	2.81
Incheon	91	(0.85)	3.08	Chungnam	141	(1.32)	6.64
Gwangju	30	(0.28)	2.06	Jeonbuk	17	(0.16)	0.94
Daejeon	39	(0.37)	2.65	Jeonnam	15	(0.14)	0.80
Ulsan	42	(0.39)	3.66	Gyeongbuk	1,359	(12.75)	51.04
Sejong	46	(0.43)	13.44	Gyeongnam	116	(1.09)	3.45
Airport Screening	414	(3.88)	-	Jeju	13	(0.12)	1.94
<b>Total</b>				<b>10,661 (100) 20.56</b>			



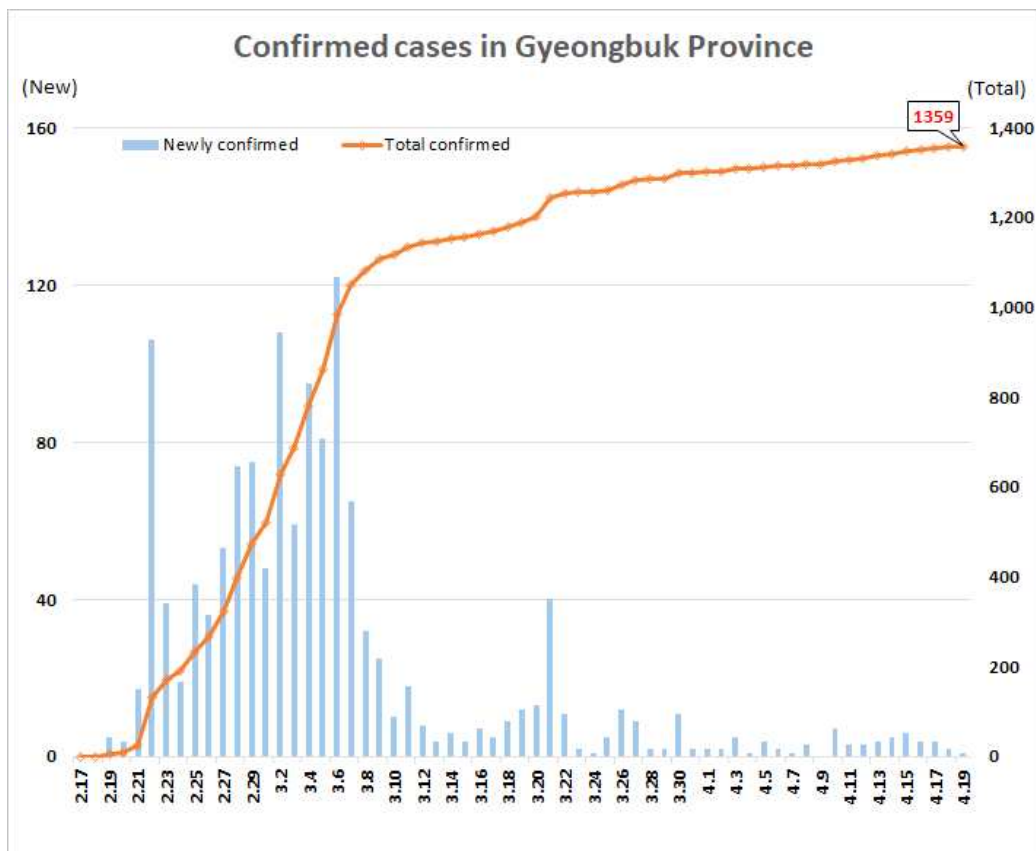
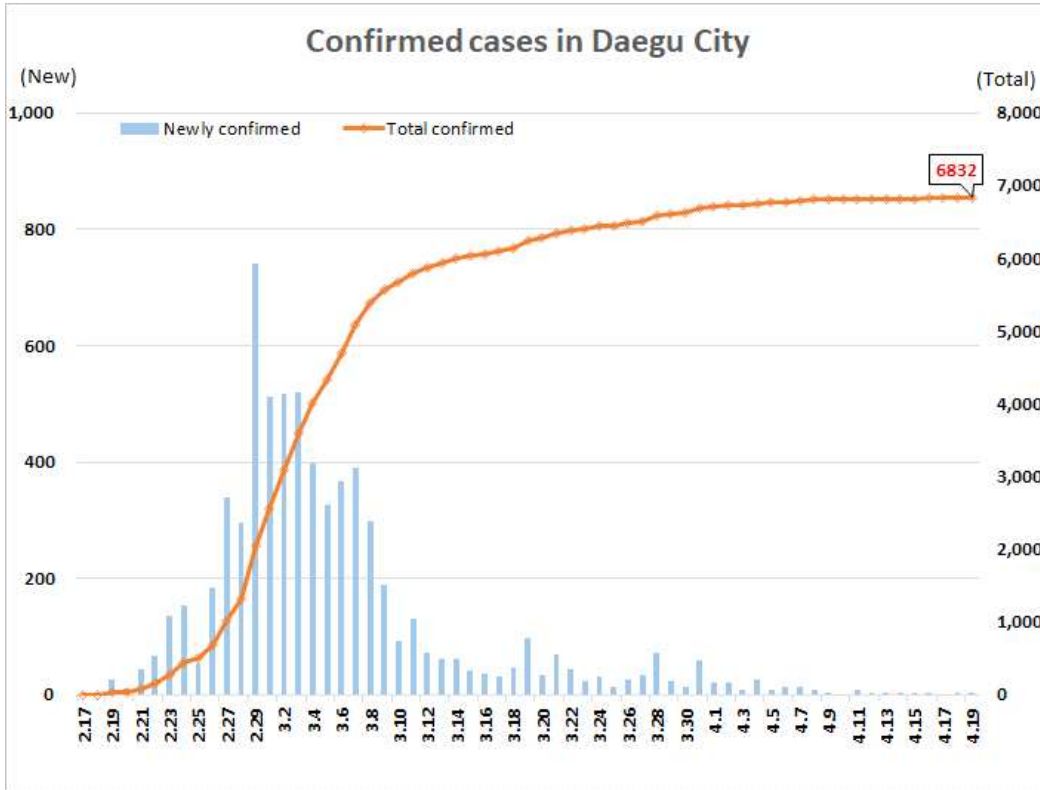
KCDC

Korea Centers for Disease Control & Prevention

# Updates on COVID-19 in Republic of Korea

19 April 2020

## ○ Daily case trends by region:



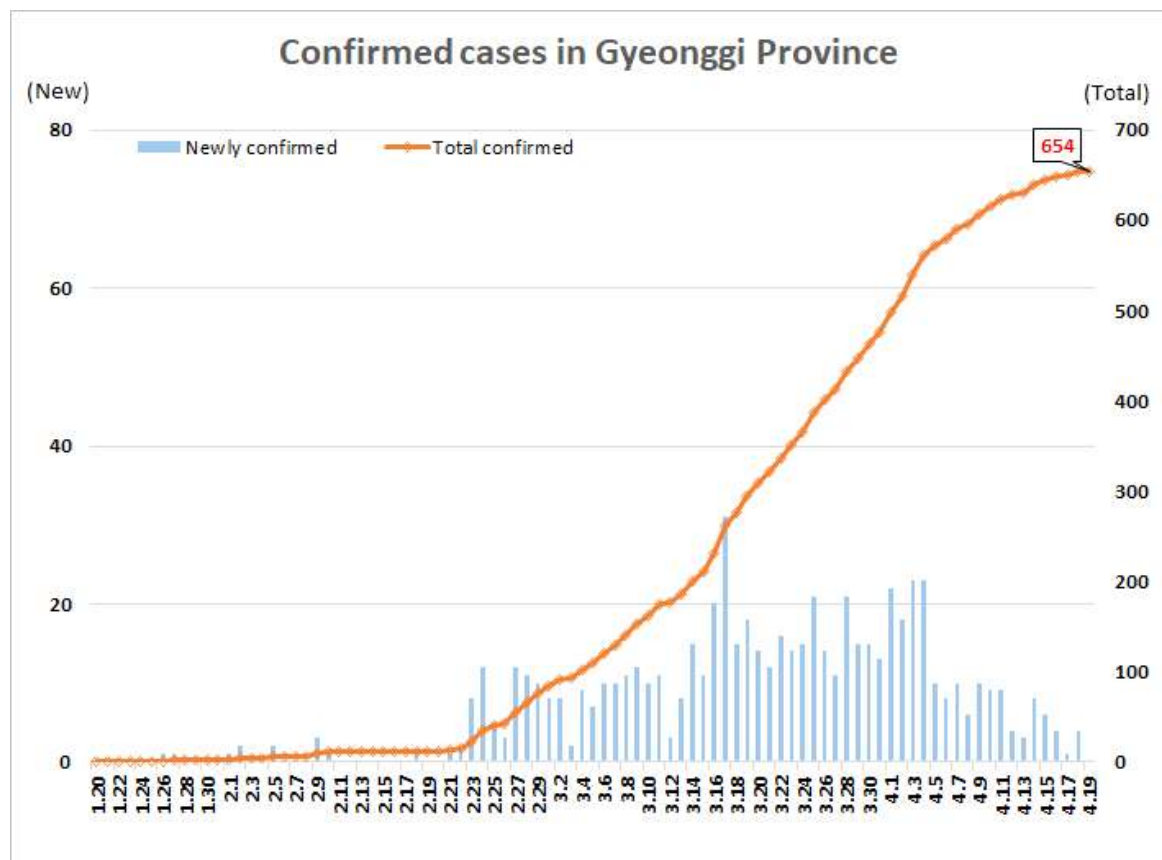
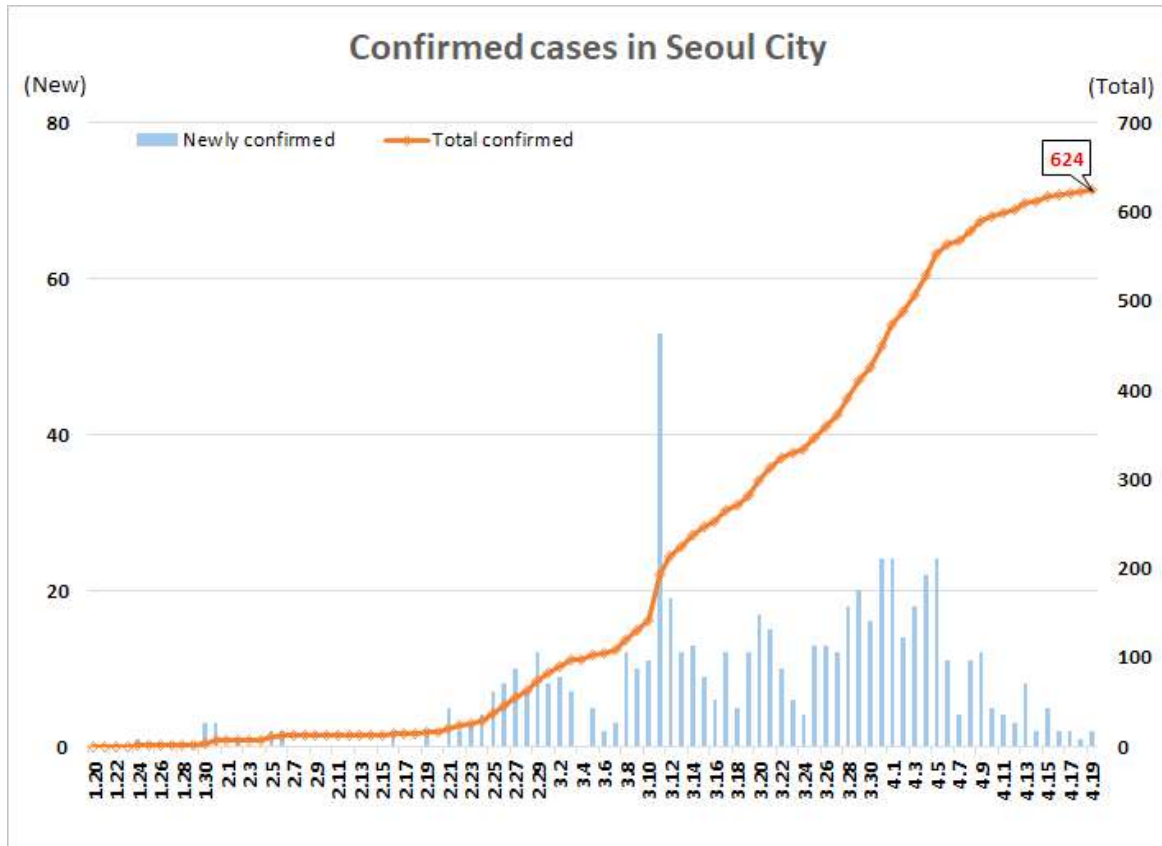


KCDC

Korea Centers for Disease Control & Prevention

# Updates on COVID-19 in Republic of Korea

19 April 2020





KCDC

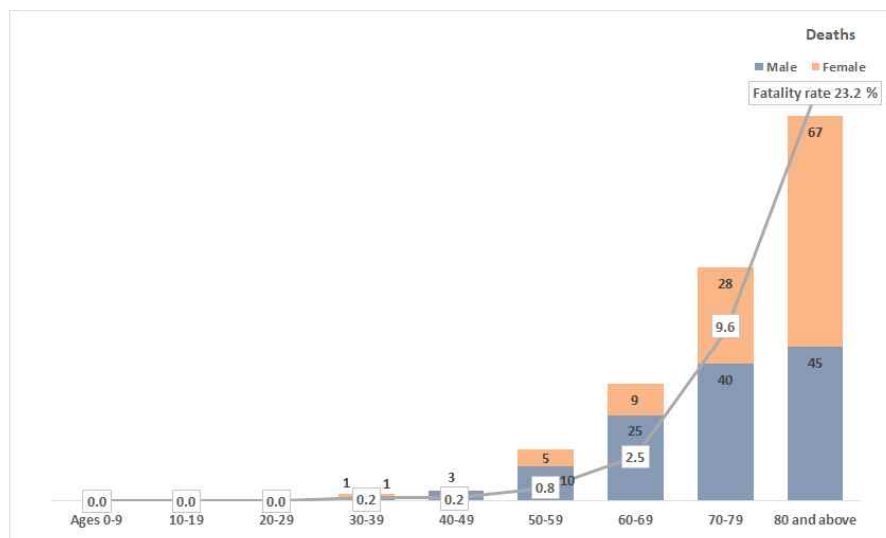
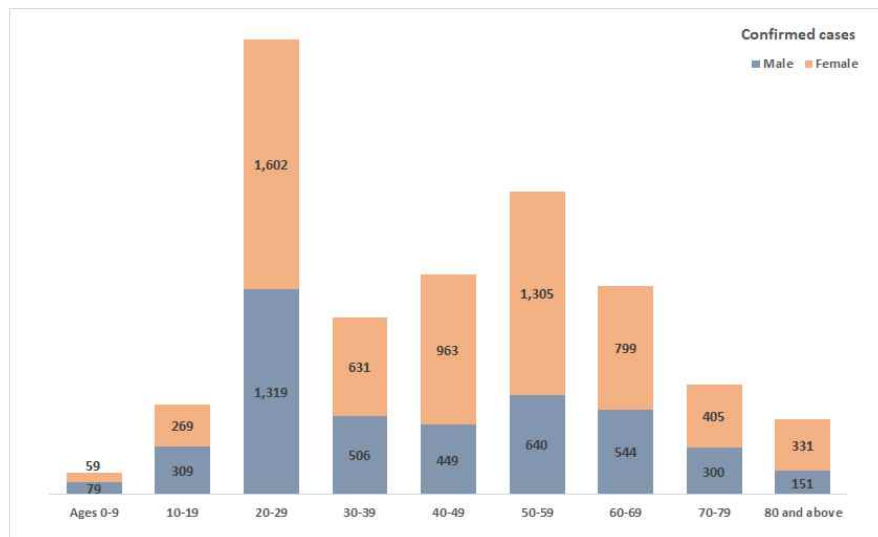
Korea Centers for Disease Control & Prevention

# Updates on COVID-19 in Republic of Korea

19 April 2020

○ Case distribution by gender and age group:

		Confirmed Cases (%)	Deaths (%)	Fatality rate (%)
Total		10,661 (100)	234 (100)	2.19
Sex	Male	4,297 (40.31)	124 (52.99)	2.89
	Female	6,364 (59.69)	110 (47.01)	1.73
Age	80 and above	482 (4.52)	112 (47.86)	23.24
	70-79	705 (6.61)	68 (29.06)	9.65
	60-69	1,343 (12.60)	34 (14.35)	2.53
	50-59	1,945 (18.24)	15 (6.41)	0.77
	40-49	1,412 (13.24)	3 (1.28)	0.21
	30-39	1,137 (10.67)	2 (0.85)	0.18
	20-29	2,921 (27.40)	0 (0.00)	-
	10-19	578 (5.42)	0 (0.00)	-
	0-9	138 (1.29)	0 (0.00)	-





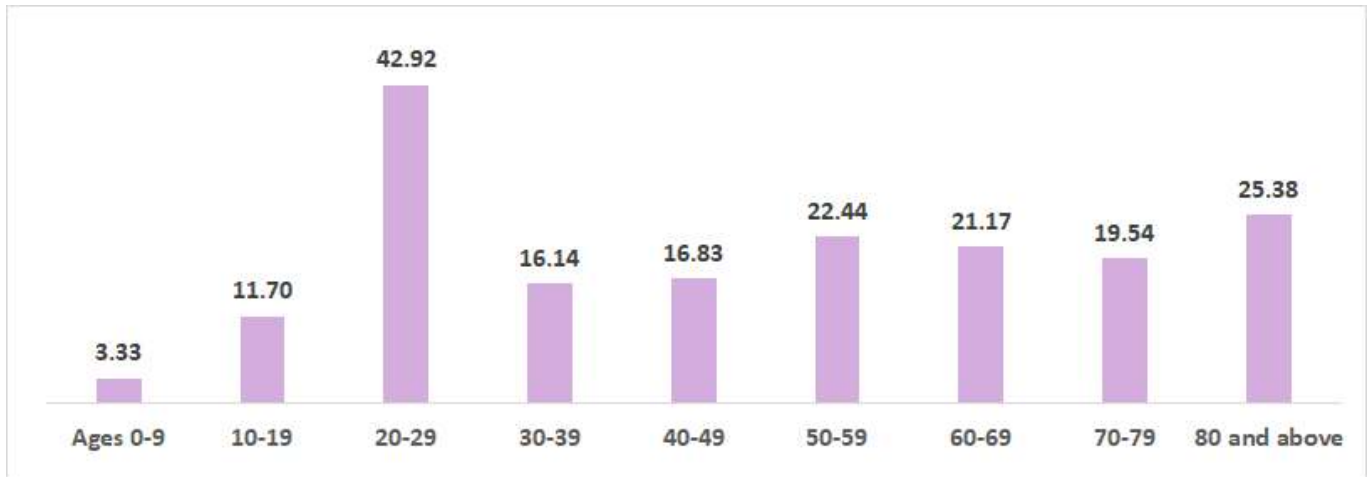
KCDC

Korea Centers for Disease Control & Prevention

# Updates on COVID-19 in Republic of Korea

19 April 2020

## ○ Incidence rate by age group (per 100,000):



## ○ Weekly trend of imported cases:

