



KCDC

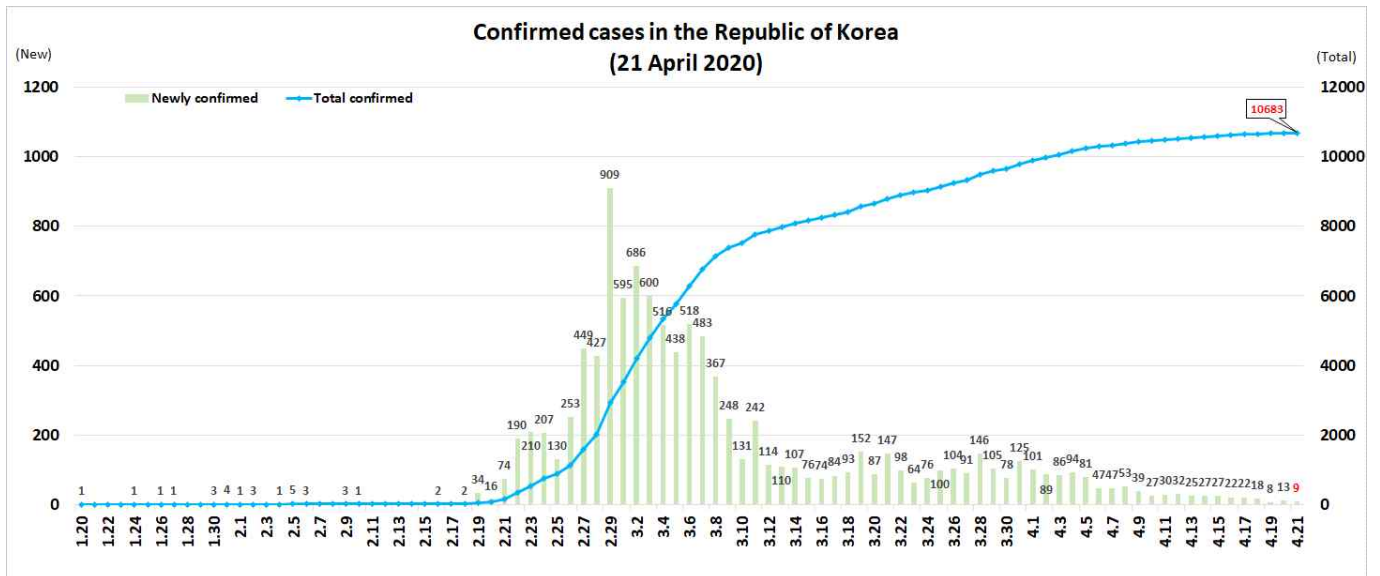
Korea Centers for Disease Control & Prevention

# Updates on COVID-19 in Republic of Korea

21 April 2020

- As of 0:00, 21 April 2020, the total number of confirmed cases is 10,683 (including 1,011 imported cases), of which 8,213 cases have been discharged from isolation. Newly confirmed cases are 9 in total.

Period (since 3 Jan)	Total	Tested positive (PCR)				Being tested	Tested negative
		Confirmed	Discharged from isolation	Under isolation	Deceased		
As of 0:00 20 April (Mon)	563,035	10,674	8,114	2,324	236	11,981	540,380
As of 0:00 21 April (Tues)	571,014	10,683	8,213	2,233	237	12,721	547,610
Difference	(+)7,979	(+)9	(+)99	(-)-91	(+)1	(+)740	(+)7,230



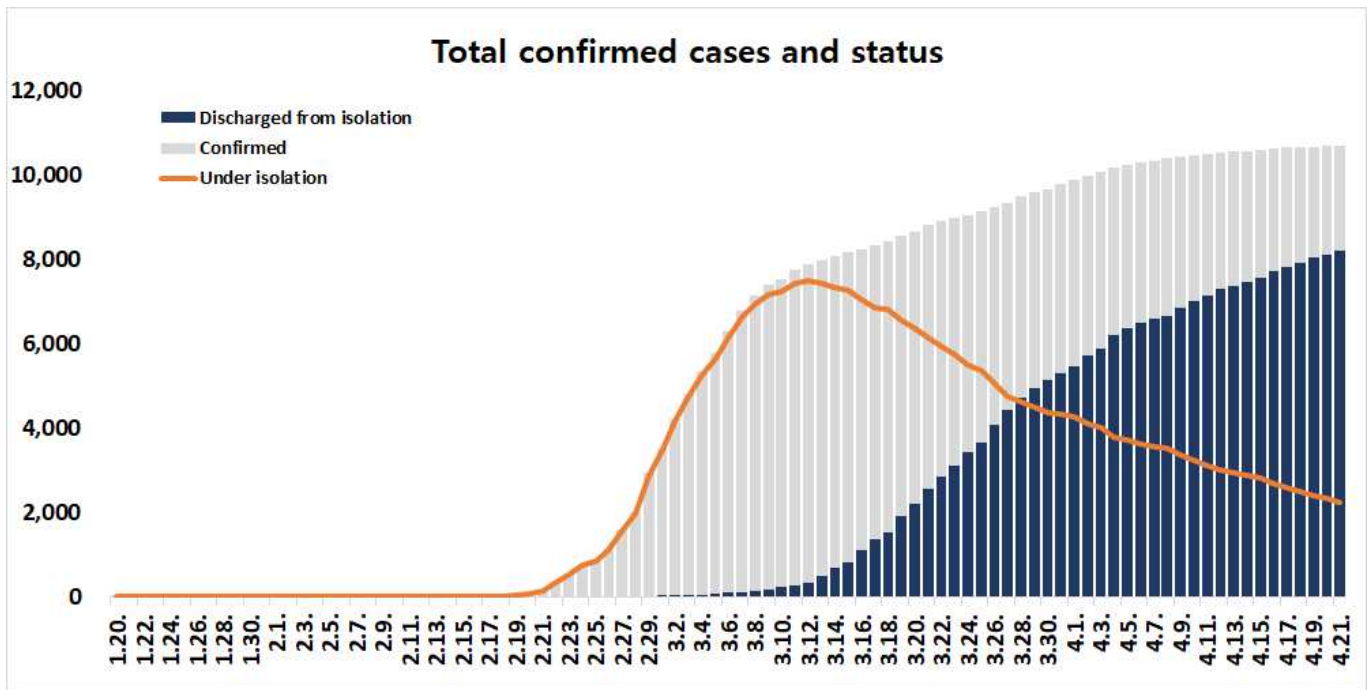
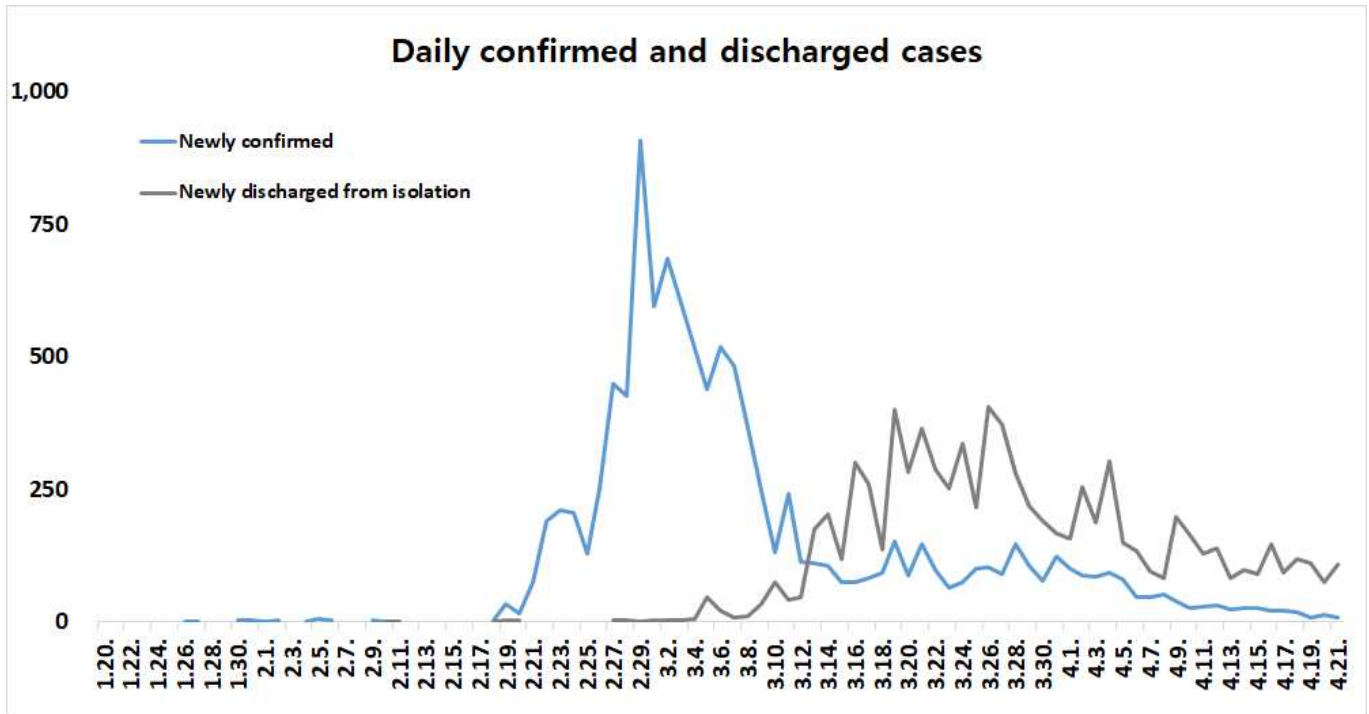


KCDC

Korea Centers for Disease Control & Prevention

# Updates on COVID-19 in Republic of Korea

21 April 2020





KCDC

Korea Centers for Disease Control & Prevention

# Updates on COVID-19 in Republic of Korea

21 April 2020

○ Regional distribution of total confirmed cases:

	Total	City							
		Seoul	Busan	Daegu	Incheon	Gwangju	Daejeon	Ulsan	Sejong
Isolated	2,233	309	14	878	36	8	13	7	17
Discharged	8,213	315	115	5,793	56	22	26	35	29
Deceased	237	2	3	164	0	0	0	1	0
<b>Subtotal</b>	<b>10,683</b>	<b>626</b>	<b>132</b>	<b>6,835</b>	<b>92</b>	<b>30</b>	<b>39</b>	<b>43</b>	<b>46</b>
New (Difference)	9	2	0	2	0	0	0	0	0

	Total	Province									Other
		Gyeonggi	Gangwon	Chungbuk	Chungnam	Jeonbuk	Jeonnam	Gyeongbuk	Gyeongnam	Jeju	
Isolated	246	21	6	18	8	7	238	28	7	372	
Discharged	398	30	39	123	9	8	1,072	88	6	49	
Deceased	14	2	0	0	0	0	51	0	0	0	
<b>Subtotal</b>	<b>658</b>	<b>53</b>	<b>45</b>	<b>141</b>	<b>17</b>	<b>15</b>	<b>1,361</b>	<b>116</b>	<b>13</b>	<b>421</b>	
New (Difference)	2	0	0	0	0	0	0	0	0	3	

○ Case distribution and incidence rate by region:

Region	# of cases	(%)	Incidence rate (per 0.1M)	Region	# of cases	(%)	Incidence rate (per 0.1M)
Seoul	626	(5.86)	6.43	Gyeonggi	658	(6.16)	4.97
Busan	132	(1.24)	3.87	Gangwon	53	(0.50)	3.44
Daegu	6,835	(63.98)	280.53	Chungbuk	45	(0.42)	2.81
Incheon	92	(0.86)	3.11	Chungnam	141	(1.32)	6.64
Gwangju	30	(0.28)	2.06	Jeonbuk	17	(0.16)	0.94
Daejeon	39	(0.37)	2.65	Jeonnam	15	(0.14)	0.80
Ulsan	43	(0.40)	3.75	Gyeongbuk	1,361	(12.74)	51.12
Sejong	46	(0.43)	13.44	Gyeongnam	116	(1.09)	3.45
Airport Screening	421	(3.94)	-	Jeju	13	(0.12)	1.94
<b>Total</b>				<b>10,683 (100) 20.60</b>			



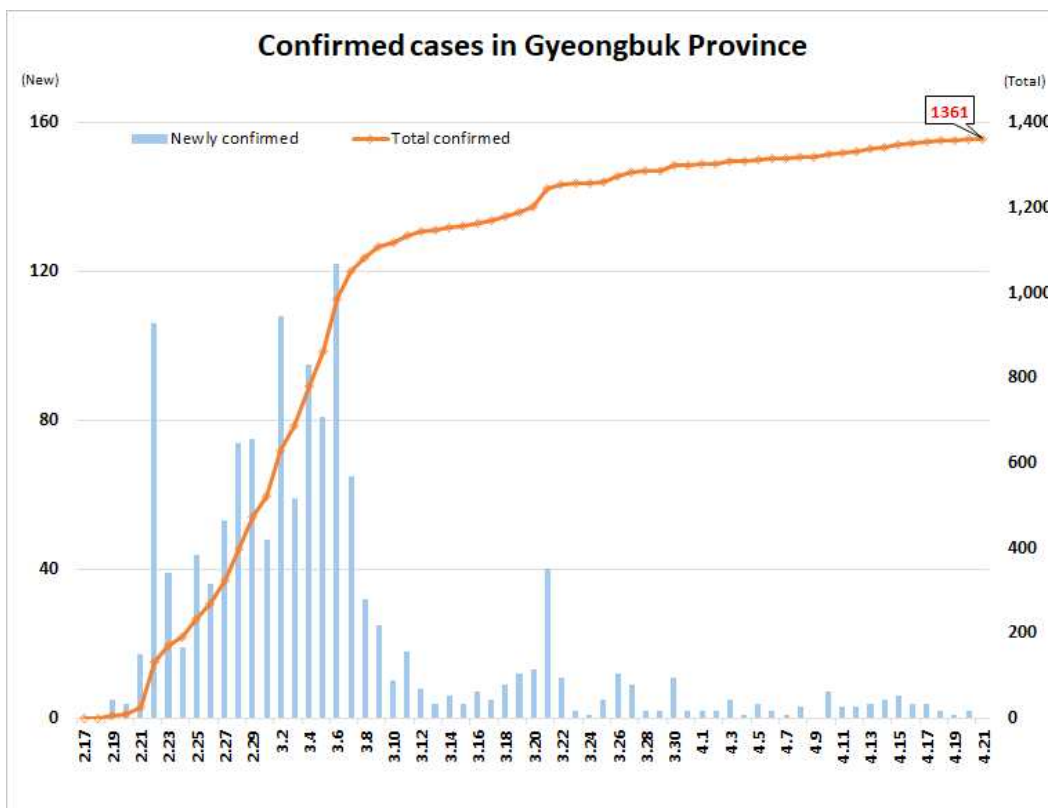
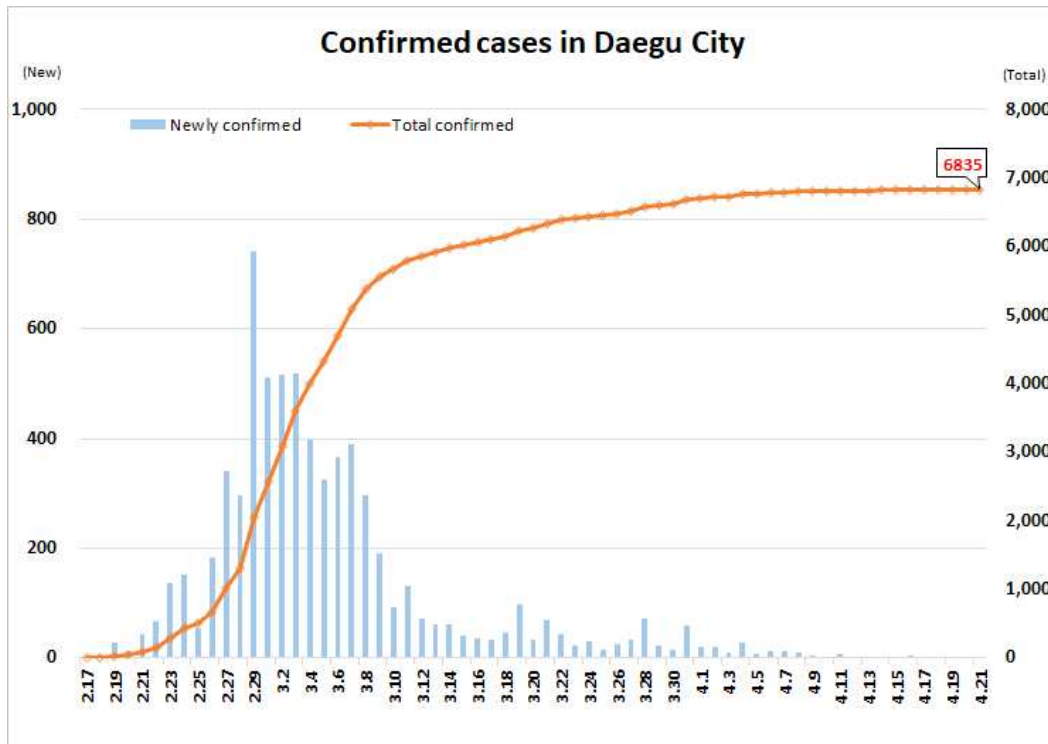
KCDC

Korea Centers for Disease Control & Prevention

# Updates on COVID-19 in Republic of Korea

21 April 2020

## ○ Daily case trends by region:



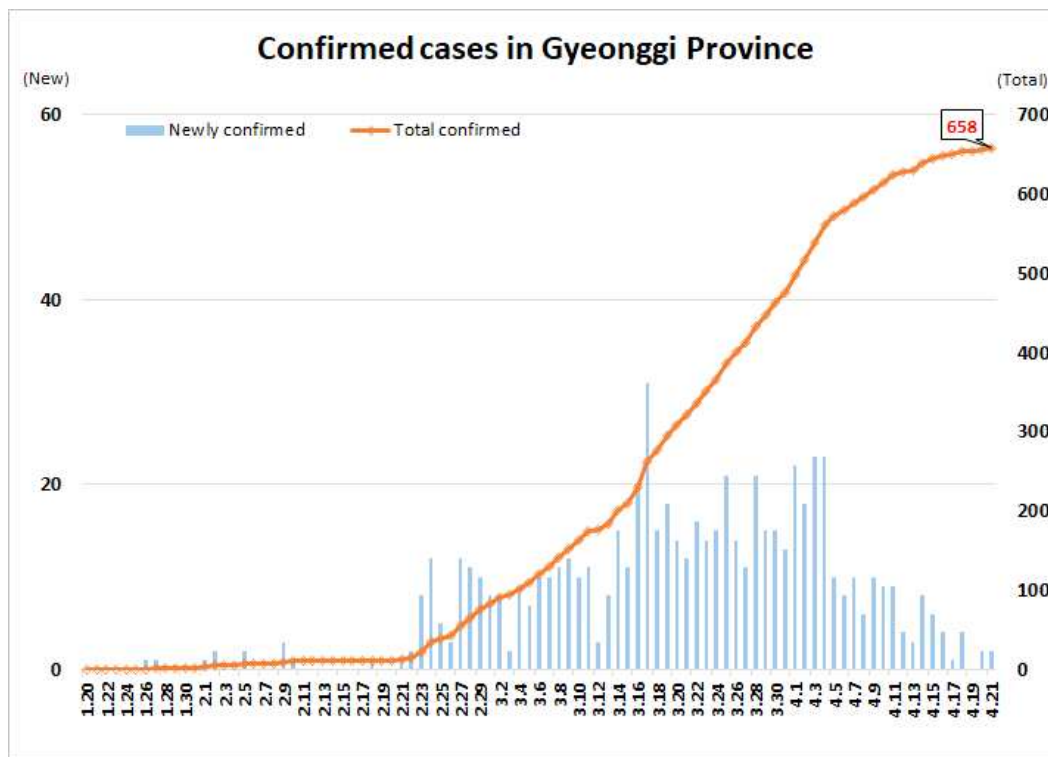
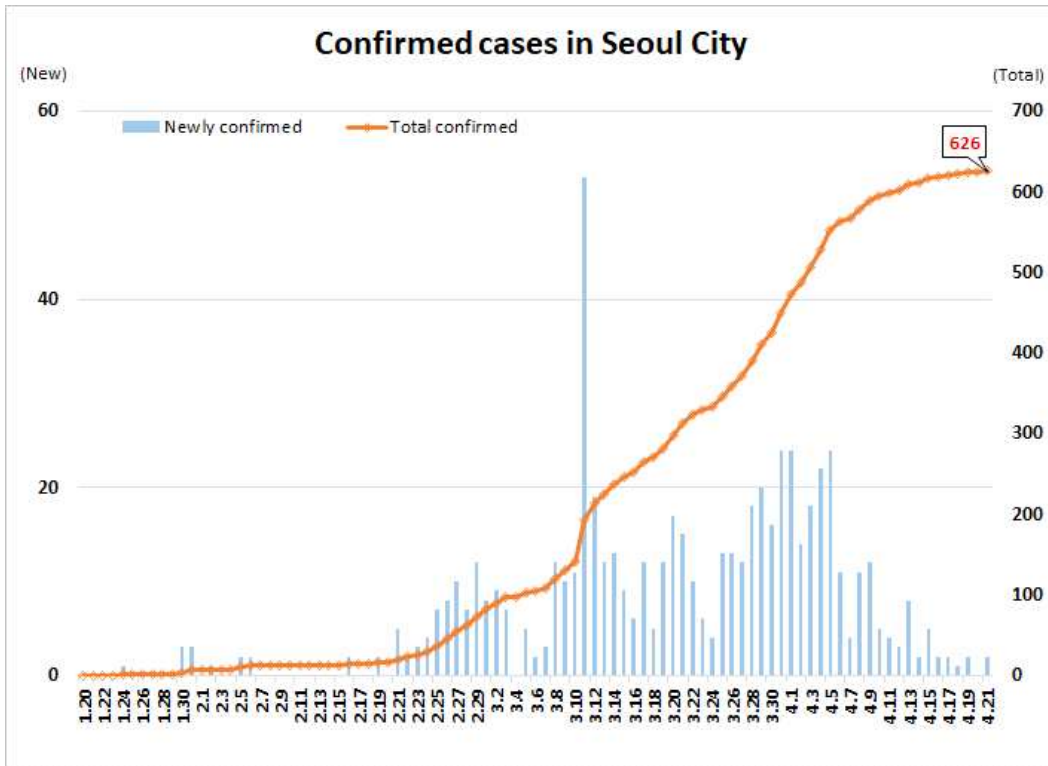


KCDC

Korea Centers for Disease Control & Prevention

# Updates on COVID-19 in Republic of Korea

21 April 2020





KCDC

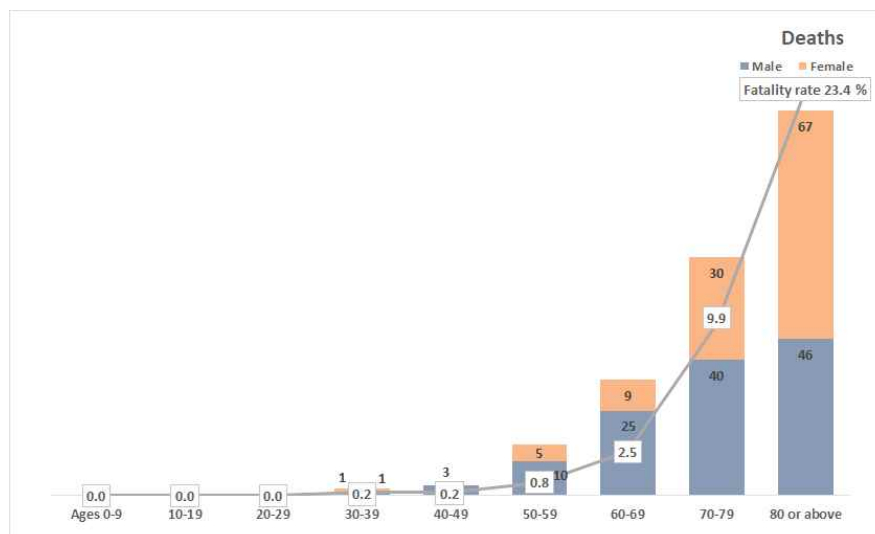
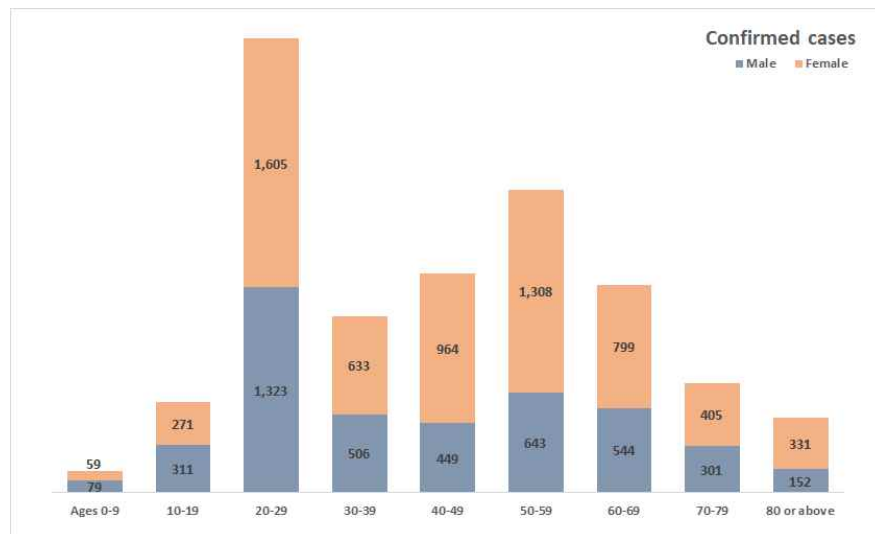
Korea Centers for Disease Control & Prevention

# Updates on COVID-19 in Republic of Korea

21 April 2020

○ Case distribution by gender and age group:

		Confirmed Cases (%)	Deaths (%)	Fatality rate (%)
Total		10,683 (100)	237 (100)	2.22
Sex	Male	4,308 (40.33)	125 (52.74)	2.90
	Female	6,375 (59.67)	112 (47.26)	1.76
Age	80 and above	483 (4.52)	113 (47.68)	23.40
	70-79	706 (6.61)	70 (29.54)	9.92
	60-69	1,343 (12.57)	34 (14.35)	2.53
	50-59	1,951 (18.26)	15 (6.33)	0.77
	40-49	1,413 (13.23)	3 (1.27)	0.21
	30-39	1,139 (10.66)	2 (0.84)	0.18
	20-29	2,928 (27.41)	0 (0.00)	-
	10-19	582 (5.45)	0 (0.00)	-
	0-9	138 (1.29)	0 (0.00)	-





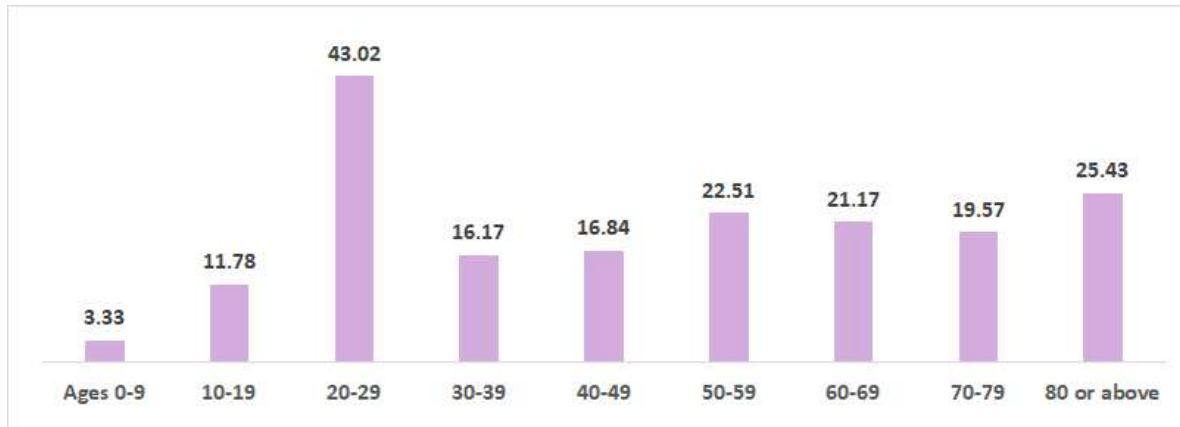
KCDC

Korea Centers for Disease Control & Prevention

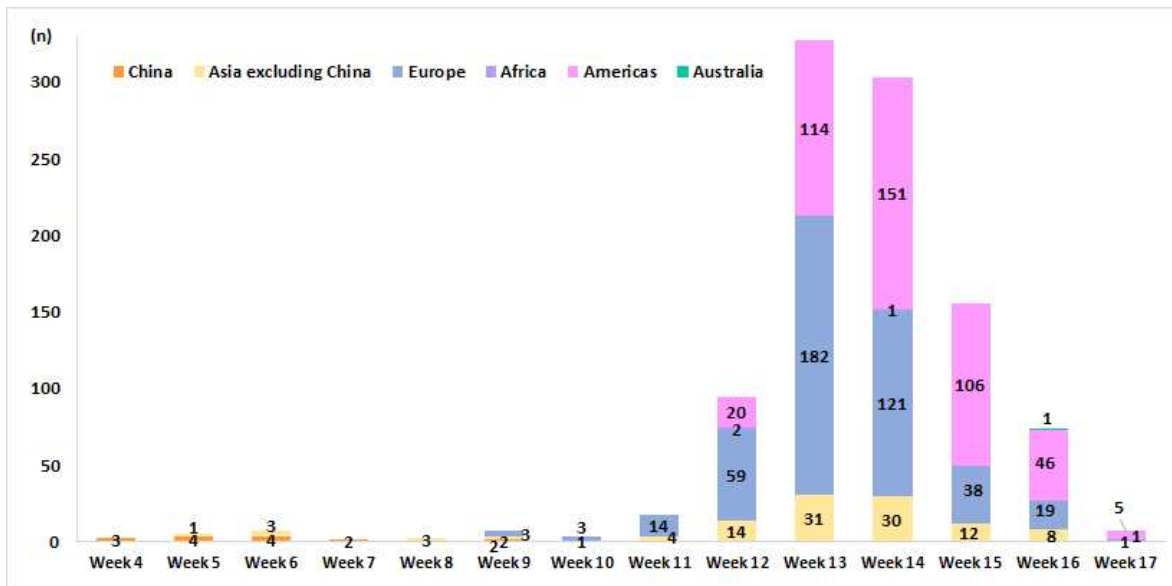
# Updates on COVID-19 in Republic of Korea

21 April 2020

## ○ Incidence rate by age group (per 100,000):



## ○ Imported cases:



## ○ Deaths and fatality rate:

