



KCDC

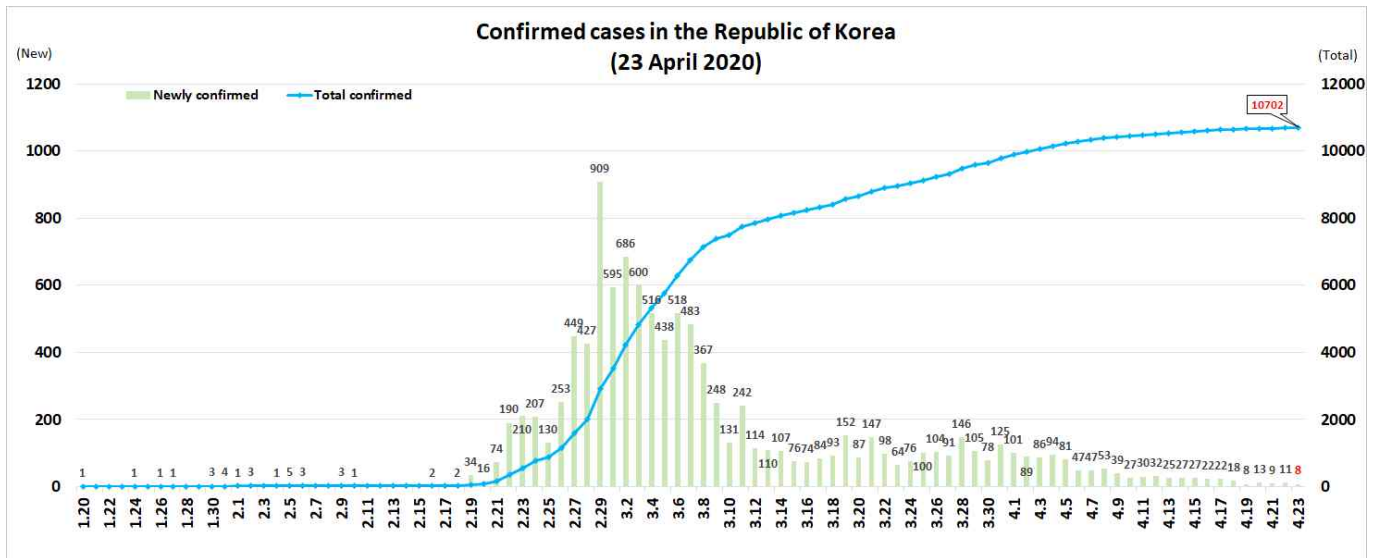
Korea Centers for Disease Control & Prevention

Updates on COVID-19 in Republic of Korea

23 April 2020

- As of 0:00, 23 April 2020, the total number of confirmed cases is 10,702 (including 1,021 imported cases), of which 8,411 cases have been discharged from isolation. Newly confirmed cases are 8 in total.

Period (since 3 Jan)	Total	Tested positive (PCR)				Being tested	Tested negative
		Confirmed	Discharged from isolation	Under isolation	Deceased		
As of 0:00 22 April (Wed)	577,959	10,694	8,277	2,179	238	12,121	555,144
As of 0:00 23 April (Thurs)	583,971	10,702	8,411	2,051	240	10,139	563,130
Difference	(+)6,012	(+)8	(+)134	(-)128	(+)2	(-)1,982	(+)7,986



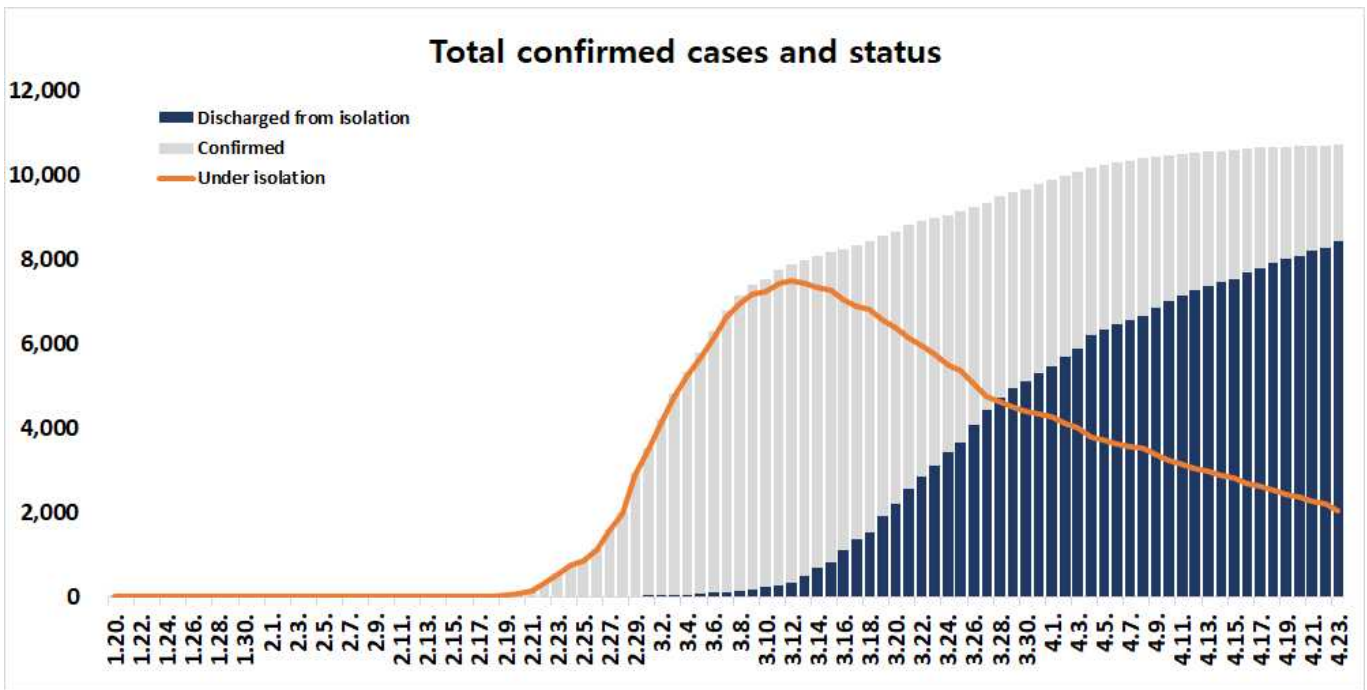
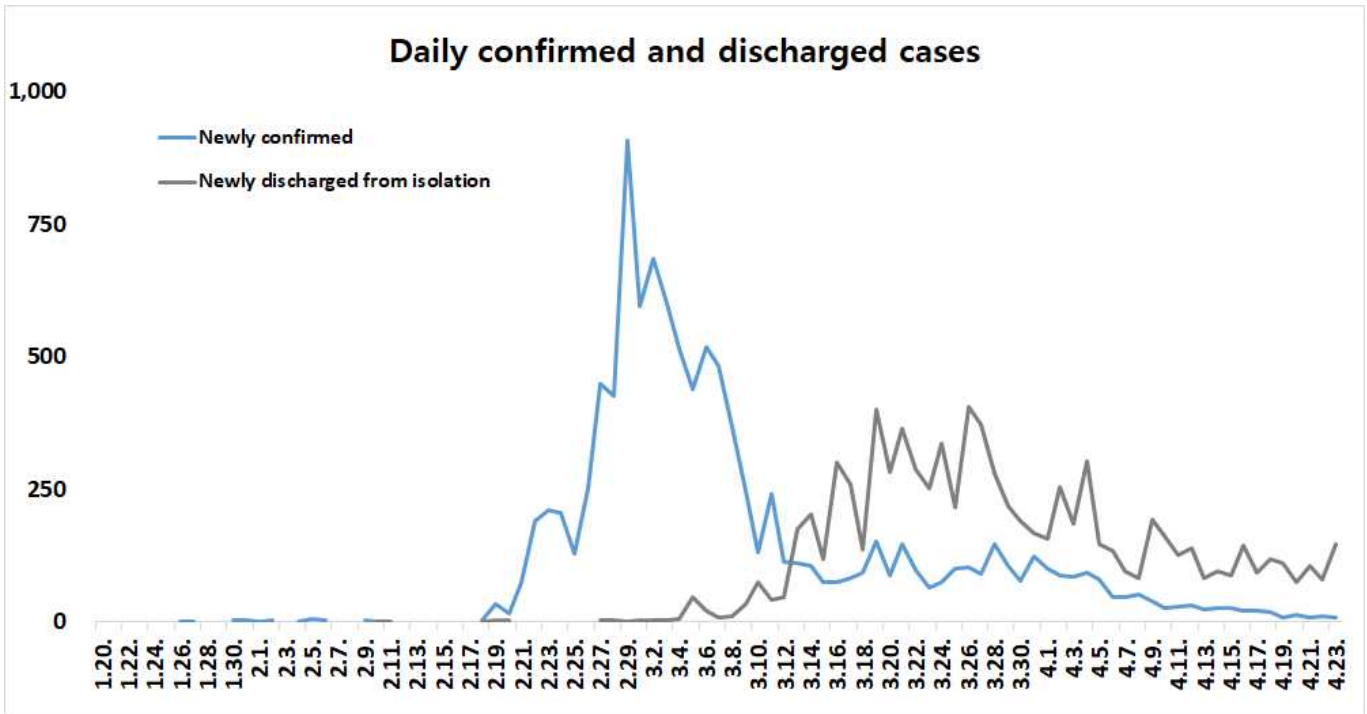


KCDC

Korea Centers for Disease Control & Prevention

Updates on COVID-19 in Republic of Korea

23 April 2020





KCDC

Korea Centers for Disease Control & Prevention

Updates on COVID-19 in Republic of Korea

23 April 2020

○ Regional distribution of total confirmed cases:

	Total	City							
		Seoul	Busan	Daegu	Incheon	Gwangju	Daejeon	Ulsan	Sejong
Isolated	2,051	284	16	784	36	6	11	6	12
Discharged	8,411	342	116	5,890	56	24	29	36	34
Deceased	240	2	3	166	0	0	0	1	0
Subtotal	10,702	628	135	6,840	92	30	40	43	46
New (Difference)	8	0	1	4	0	0	0	0	0

	Total	Province									Other
		Gyeonggi	Gangwon	Chungbuk	Chungnam	Jeonbuk	Jeonnam	Gyeongbuk	Gyeongnam	Jeju	
Isolated	221	20	5	18	8	7	220	28	5	364	
Discharged	424	31	40	123	9	8	1,091	89	8	61	
Deceased	14	2	0	0	0	0	52	0	0	0	
Subtotal	659	53	45	141	17	15	1,363	117	13	425	
New (Difference)	1	0	0	0	0	0	0	0	0	2	

○ Case distribution and incidence rate by region:

Region	# of cases	(%)	Incidence rate (per 0.1M)	Region	# of cases	(%)	Incidence rate (per 0.1M)
Seoul	628	(5.87)	6.45	Gyeonggi	659	(6.16)	4.97
Busan	135	(1.26)	3.96	Gangwon	53	(0.50)	3.44
Daegu	6,840	(63.91)	280.73	Chungbuk	45	(0.42)	2.81
Incheon	92	(0.86)	3.11	Chungnam	141	(1.32)	6.64
Gwangju	30	(0.28)	2.06	Jeonbuk	17	(0.16)	0.94
Daejeon	40	(0.37)	2.71	Jeonnam	15	(0.14)	0.80
Ulsan	43	(0.40)	3.75	Gyeongbuk	1,363	(12.74)	51.19
Sejong	46	(0.43)	13.44	Gyeongnam	117	(1.09)	3.48
Airport Screening	425	(3.97)	-	Jeju	13	(0.12)	1.94
Total				10,702 (100) 20.64			



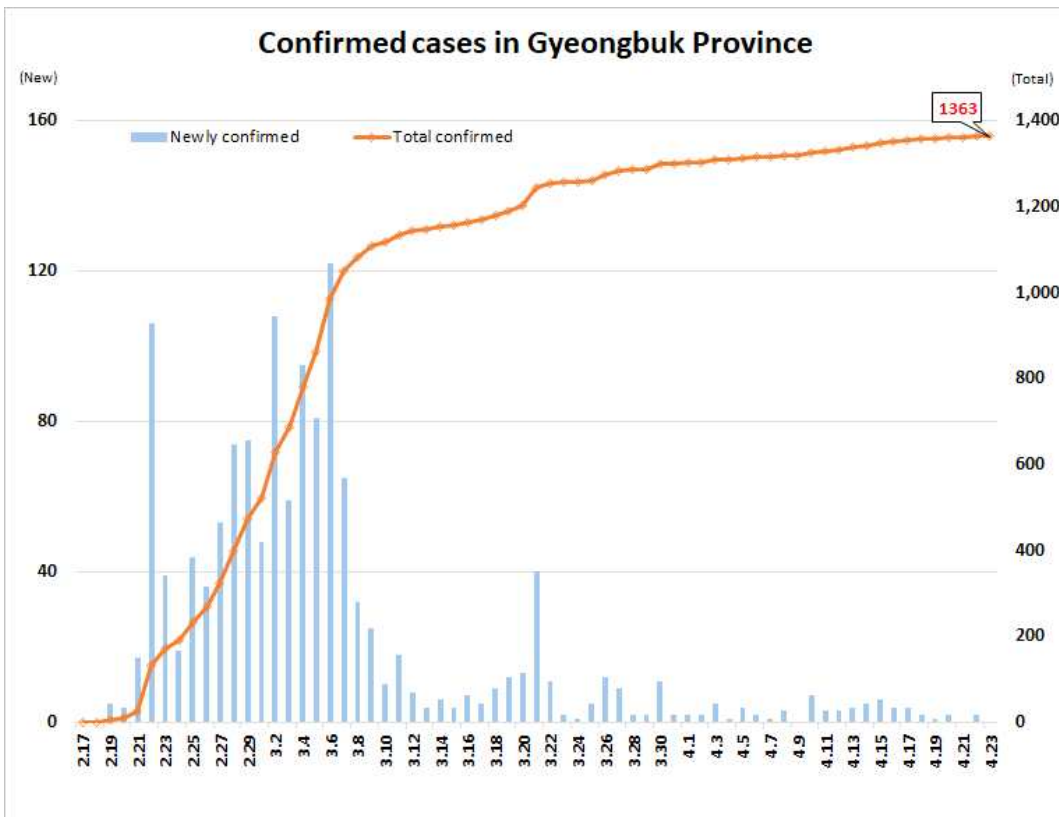
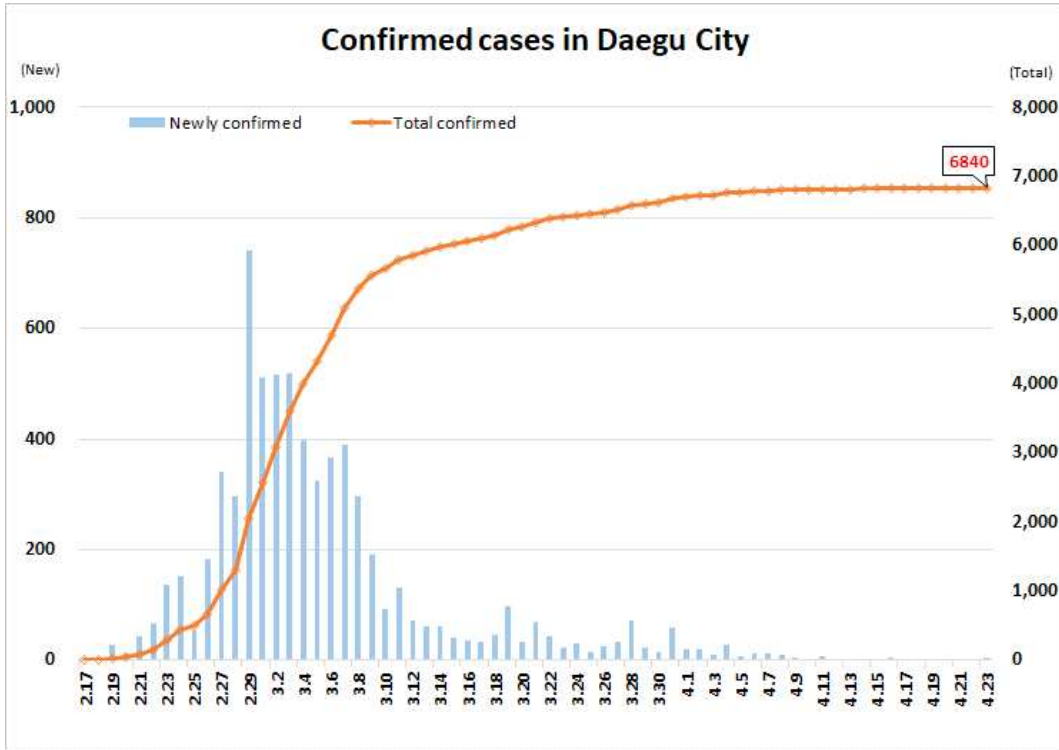
KCDC

Korea Centers for Disease Control & Prevention

Updates on COVID-19 in Republic of Korea

23 April 2020

○ Daily case trends by region:



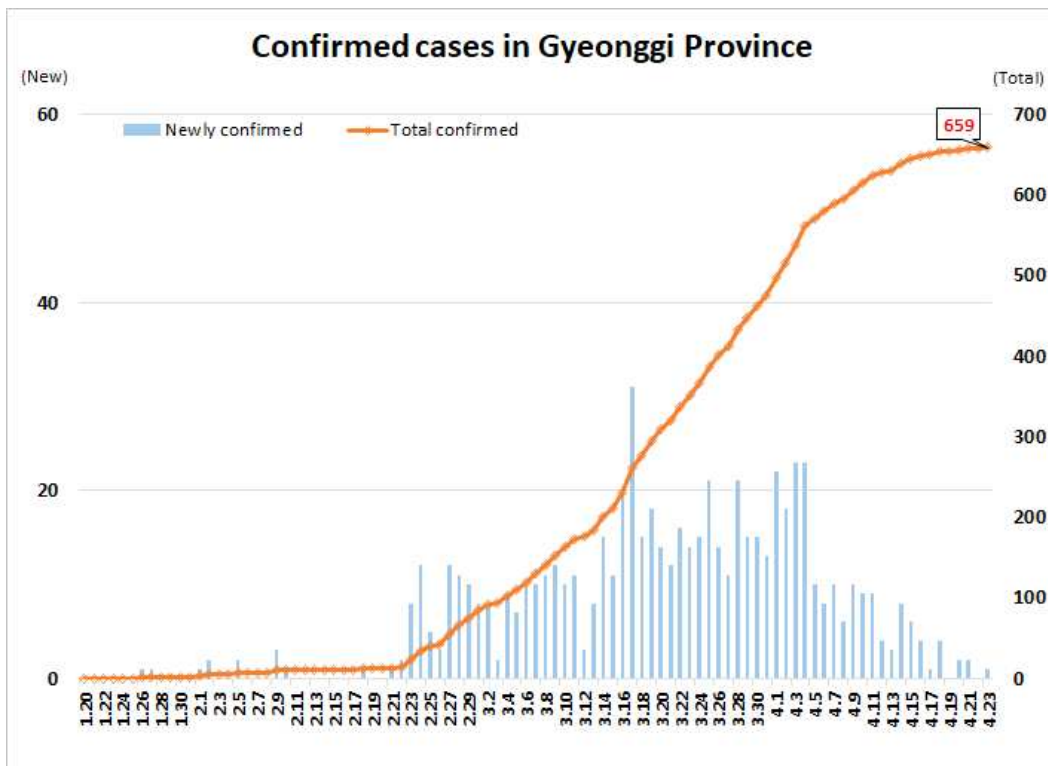
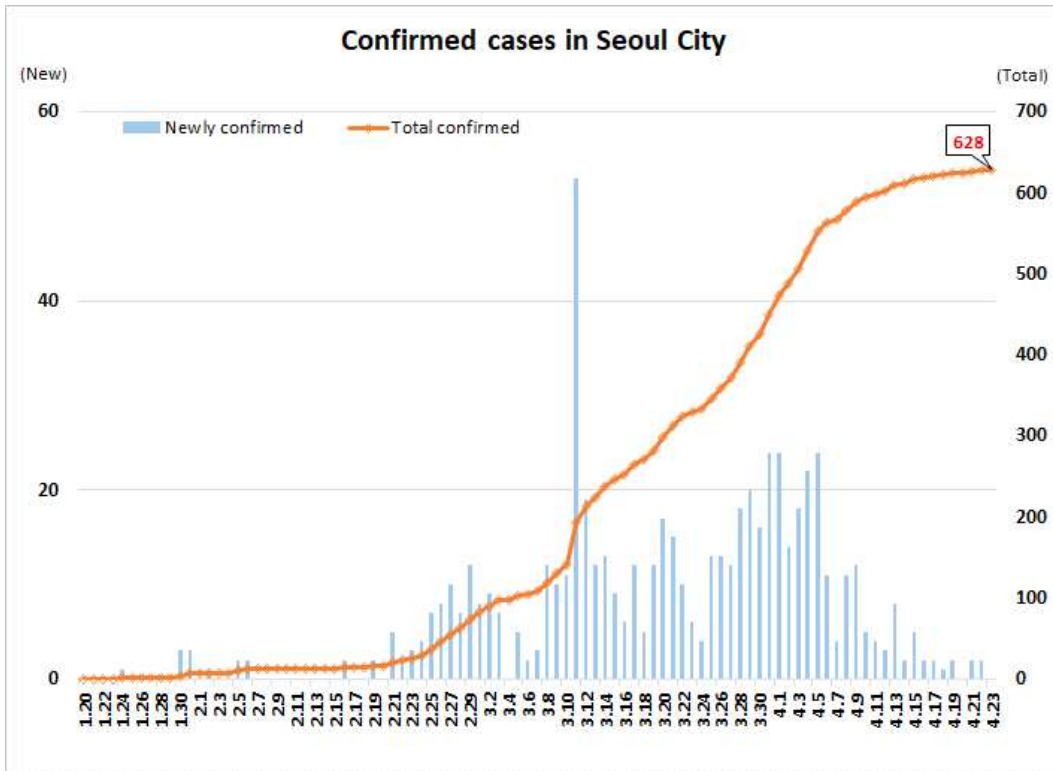


KCDC

Korea Centers for Disease Control & Prevention

Updates on COVID-19 in Republic of Korea

23 April 2020





KCDC

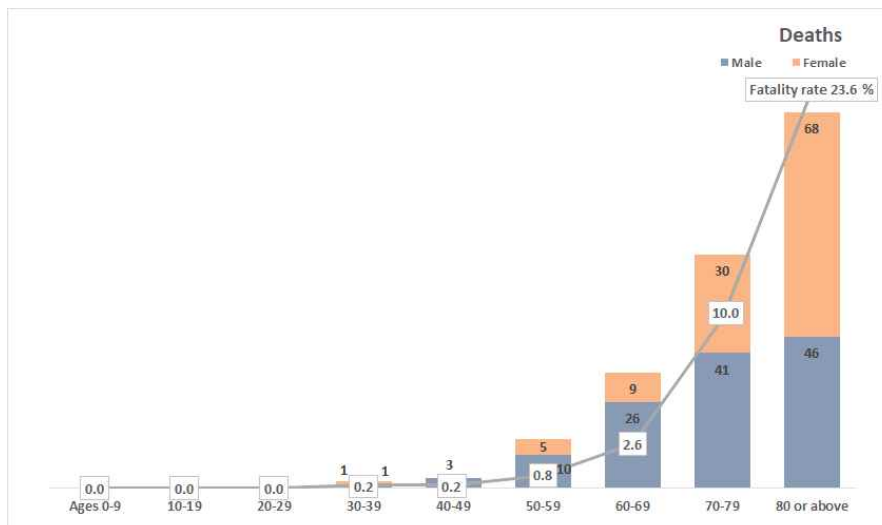
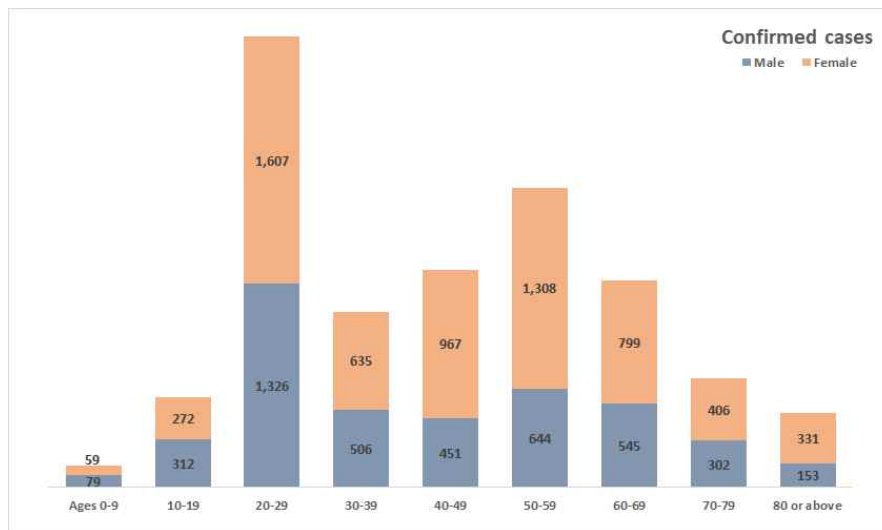
Korea Centers for Disease Control & Prevention

Updates on COVID-19 in Republic of Korea

23 April 2020

○ Case distribution by gender and age group:

		Confirmed Cases (%)	Deaths (%)	Fatality rate (%)
Total		10,702 (100)	240 (100)	2.24
Sex	Male	4,318 (40.35)	127 (52.92)	2.94
	Female	6,384 (59.65)	113 (47.08)	1.77
Age	80 and above	484 (4.52)	114 (47.50)	23.55
	70-79	708 (6.62)	71 (29.58)	10.03
	60-69	1,344 (12.56)	35 (14.58)	2.60
	50-59	1,952 (18.24)	15 (6.25)	0.77
	40-49	1,418 (13.25)	3 (1.25)	0.21
	30-39	1,141 (10.66)	2 (0.83)	0.18
	20-29	2,933 (27.41)	0 (0.00)	-
	10-19	584 (5.46)	0 (0.00)	-
	0-9	138 (1.29)	0 (0.00)	-





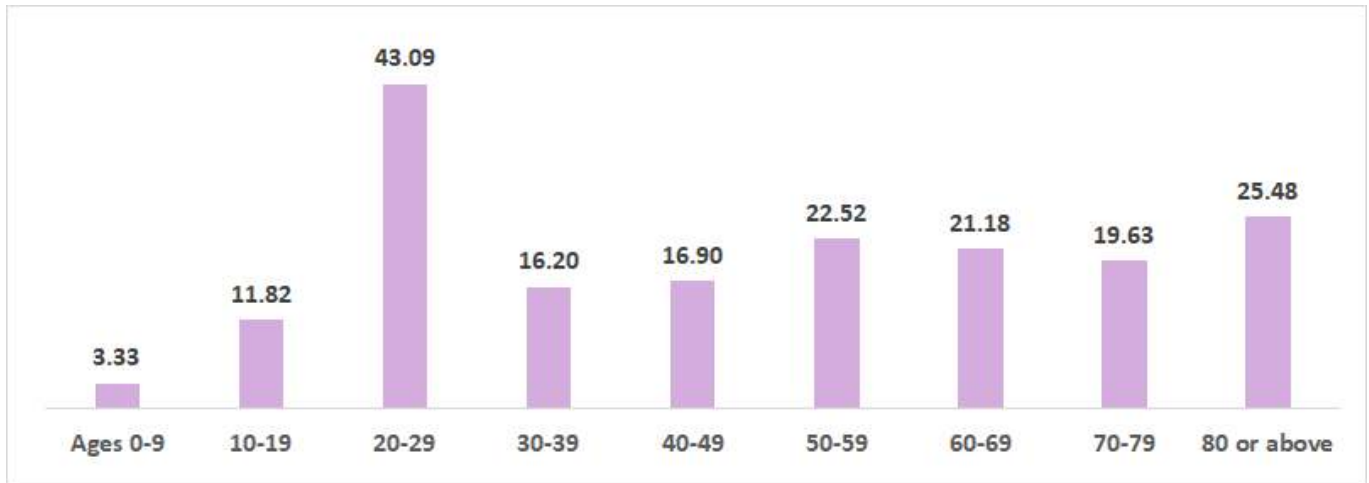
KCDC

Korea Centers for Disease Control & Prevention

Updates on COVID-19 in Republic of Korea

23 April 2020

○ Incidence rate by age group (per 100,000):



○ Imported cases:

