



KCDC

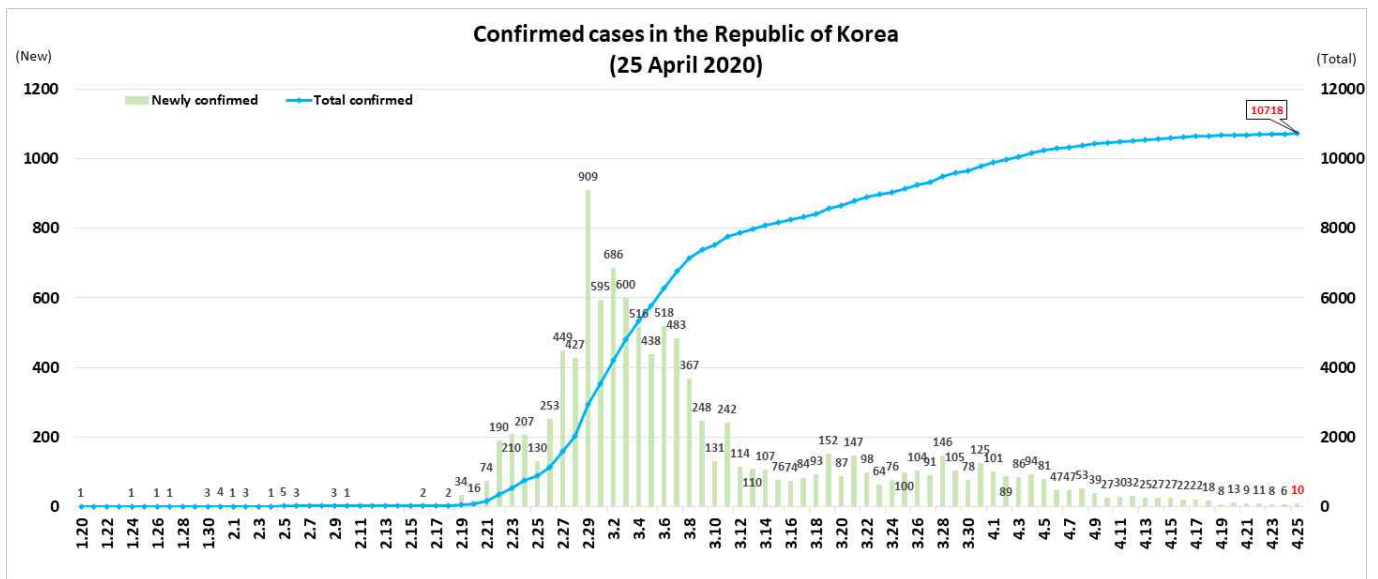
Korea Centers for Disease Control & Prevention

Updates on COVID-19 in Republic of Korea

25 April 2020

- As of 0:00, 25 April 2020, the total number of confirmed cases is 10,718 (including 1,027 imported cases), of which 8,635 cases have been discharged from isolation. Newly confirmed cases are 10 in total.

Period (since 3 Jan)	Total	Tested positive (PCR)				Being tested	Tested negative
		Confirmed	Discharged	Isolated	Deceased		
As of 0:00 24 April (Fri)	589,520	10,708	8,501	1,967	240	9,600	569,212
As of 0:00 25 April (Sat)	595,161	10,718	8,635	1,843	240	9,259	575,184
Difference	(+)5,641	(+)10	(+)134	(-)124	0	(-)341	(+)5,972



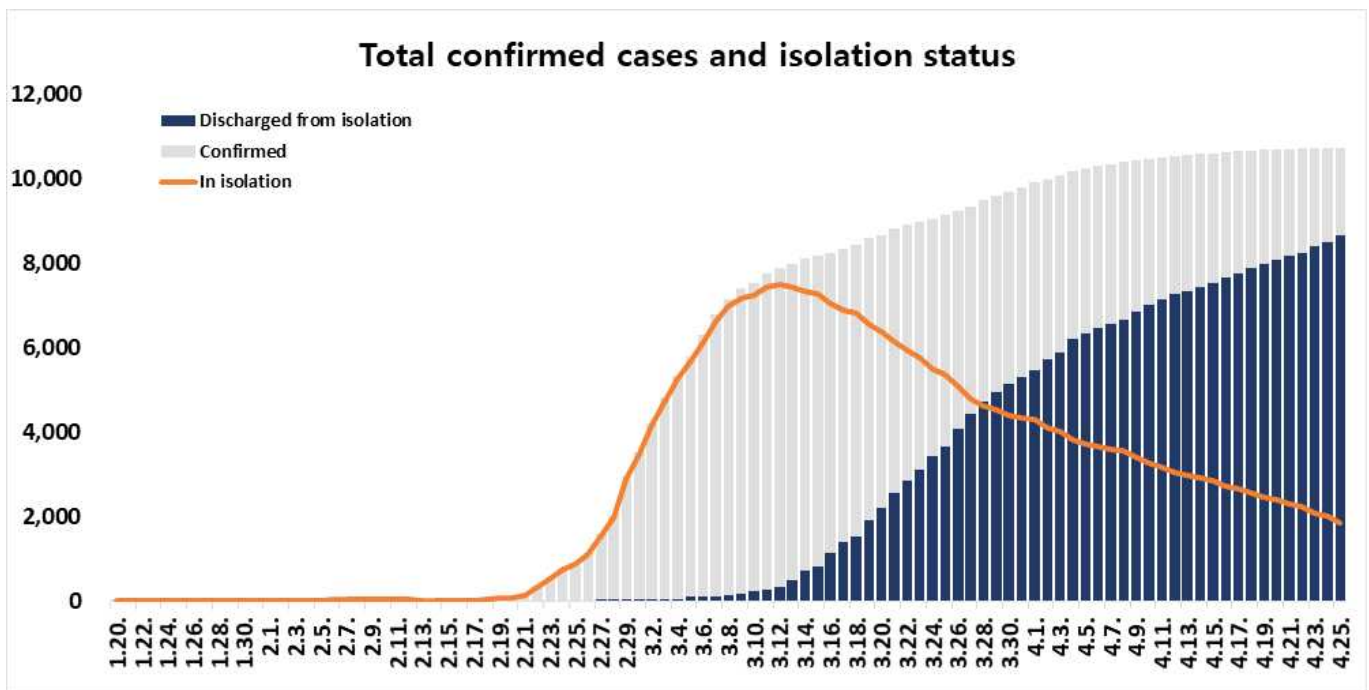
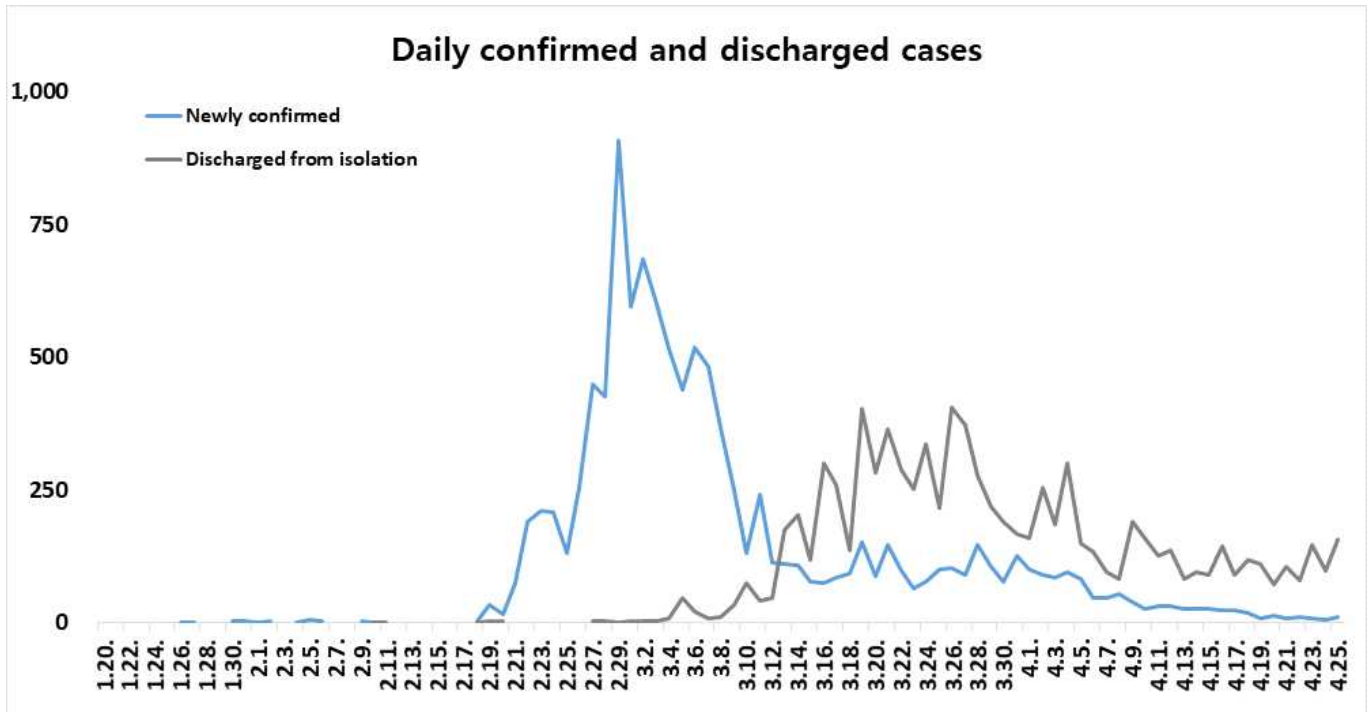


KCDC

Korea Centers for Disease Control & Prevention

Updates on COVID-19 in Republic of Korea

25 April 2020





KCDC

Korea Centers for Disease Control & Prevention

Updates on COVID-19 in Republic of Korea

25 April 2020

○ Regional distribution of total confirmed cases:

	Total	City							
		Seoul	Busan	Daegu	Incheon	Gwangju	Daejeon	Ulsan	Sejong
Isolated	1,843	244	17	705	37	5	8	6	11
Discharged	8,635	383	116	5,974	55	25	32	36	35
Deceased	240	2	3	166	0	0	0	1	0
Subtotal	10,718	629	136	6,845	92	30	40	43	46
<i>New (Difference)</i>	10	1	0	3	0	0	0	0	0

	Province	Province								Other
		Gyeonggi	Gangwon	Chungbuk	Chungnam	Jeonbuk	Jeonnam	Gyeongbuk	Gyeongnam	Jeju
Isolated	200	19	5	18	7	7	208	26	5	315
Discharged	448	32	40	123	10	8	1,104	91	8	115
Deceased	14	2	0	0	0	0	52	0	0	0
Subtotal	662	53	45	141	17	15	1,364	117	13	430
<i>New (Difference)</i>	2	0	0	0	0	0	0	0	0	4

○ Case distribution and incidence rate by region:

Region	# of cases	(%)	Incidence rate (per 0.1M)	Region	# of cases	(%)	Incidence rate (per 0.1M)
Seoul	629	(5.87)	6.46	Gyeonggi	662	(6.18)	5.00
Busan	136	(1.27)	3.99	Gangwon	53	(0.49)	3.44
Daegu	6,845	(63.86)	280.94	Chungbuk	45	(0.42)	2.81
Incheon	92	(0.86)	3.11	Chungnam	141	(1.32)	6.64
Gwangju	30	(0.28)	2.06	Jeonbuk	17	(0.16)	0.94
Daejeon	40	(0.37)	2.71	Jeonnam	15	(0.14)	0.80
Ulsan	43	(0.40)	3.75	Gyeongbuk	1,364	(12.73)	51.23
Sejong	46	(0.43)	13.44	Gyeongnam	117	(1.09)	3.48
Airport Screening	430	(4.01)	-	Jeju	13	(0.12)	1.94
Total				10,718 (100) 20.67			



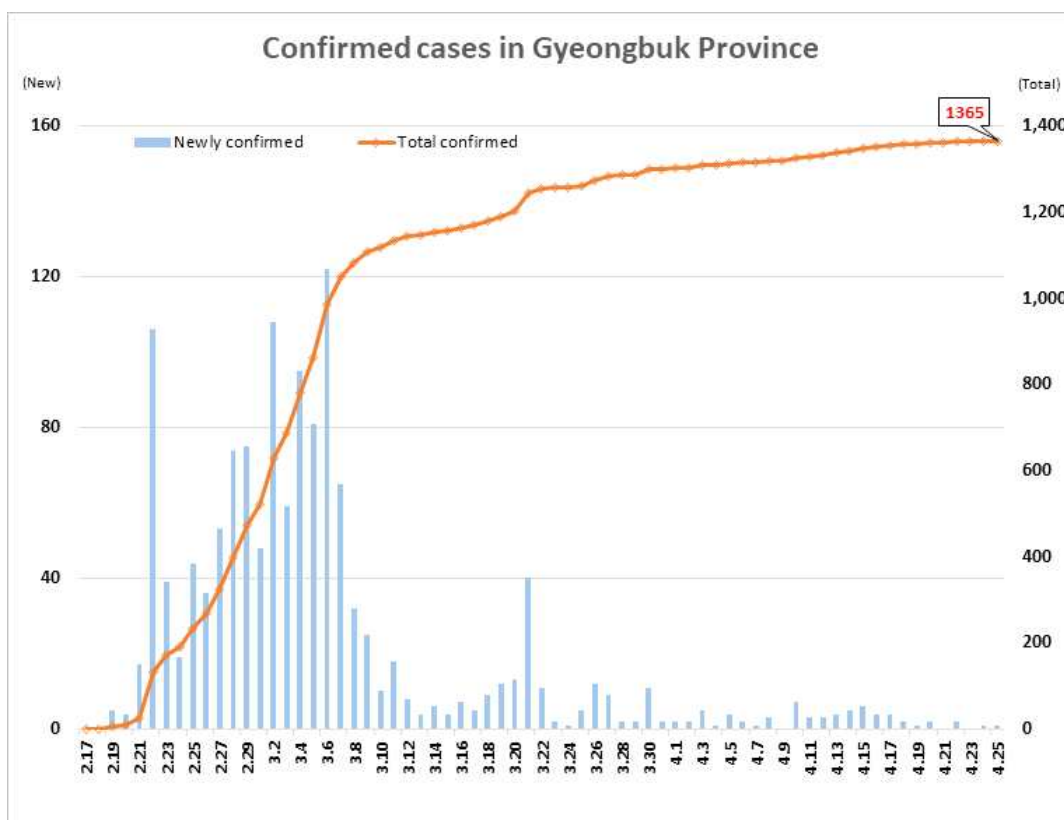
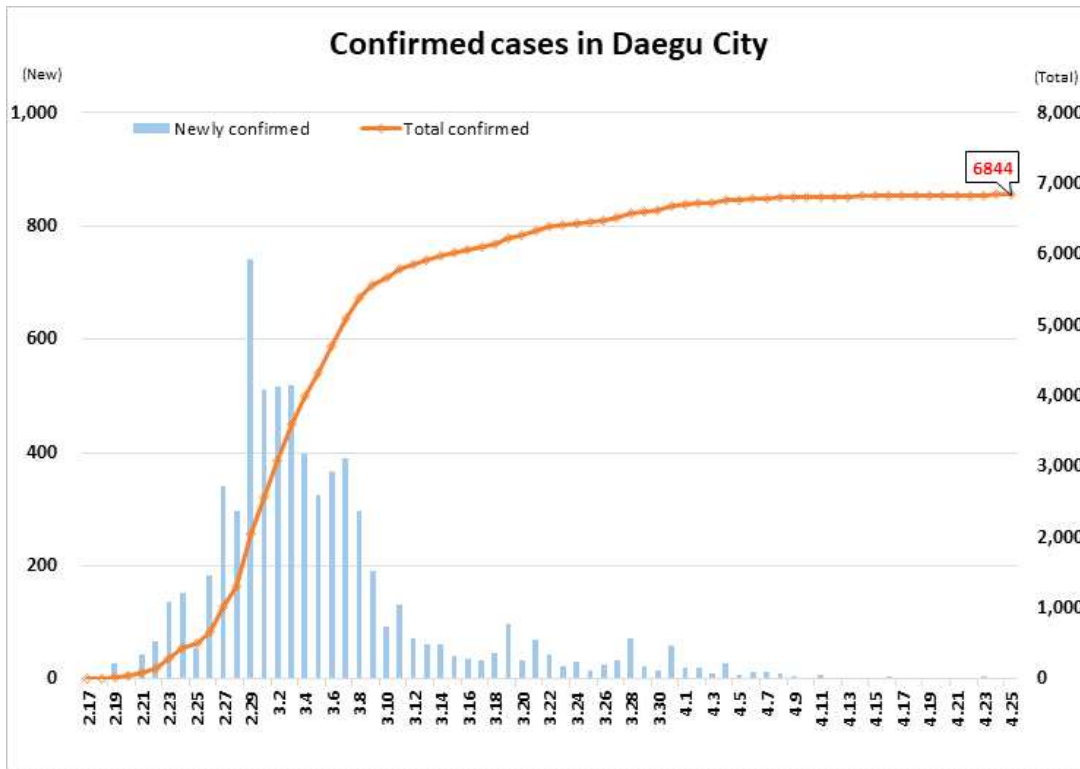
KCDC

Korea Centers for Disease Control & Prevention

Updates on COVID-19 in Republic of Korea

25 April 2020

○ Daily case trends by region:



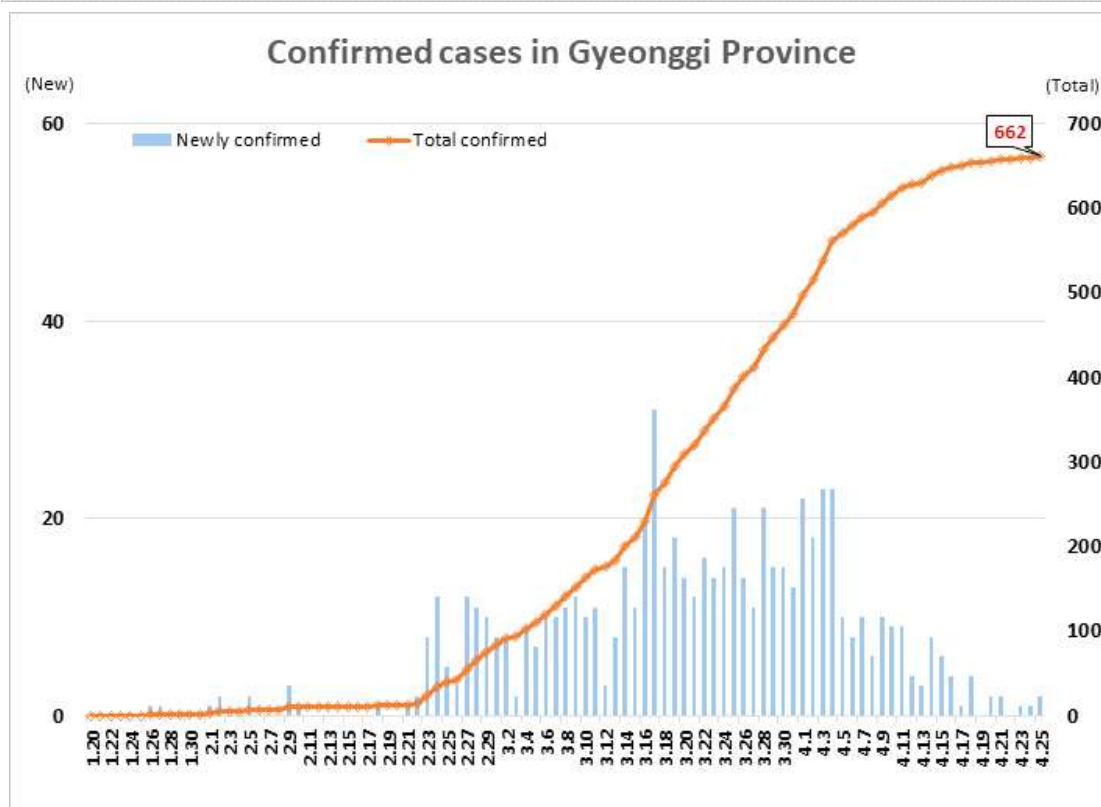
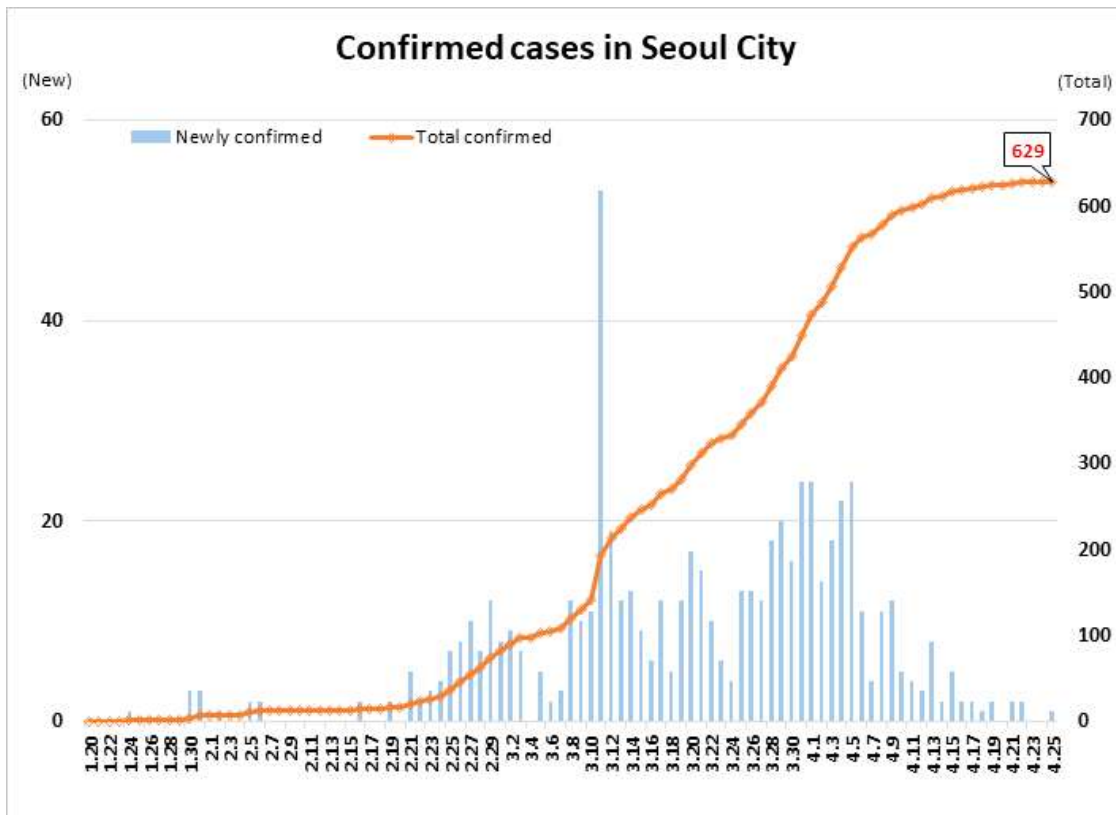


KCDC

Korea Centers for Disease Control & Prevention

Updates on COVID-19 in Republic of Korea

25 April 2020





KCDC

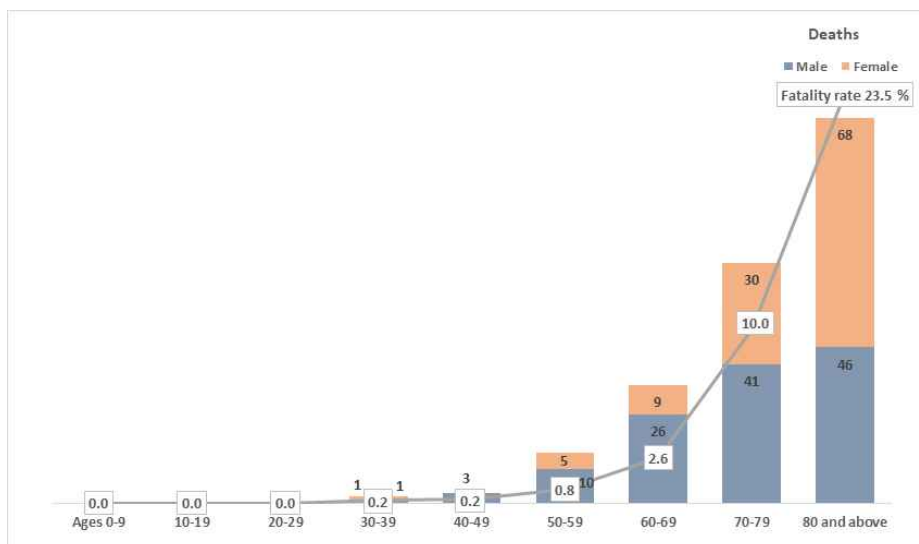
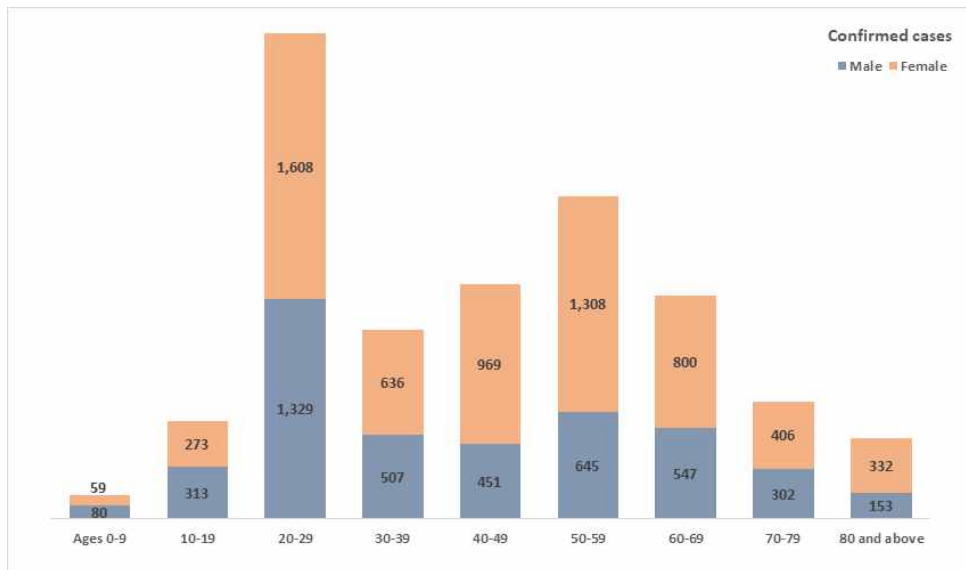
Korea Centers for Disease Control & Prevention

Updates on COVID-19 in Republic of Korea

25 April 2020

○ Case distribution by gender and age group:

		Confirmed Cases (%)	Deaths (%)	Fatality rate (%)
Total		10,718 (100)	240 (100)	2.24
Sex	Male	4,327 (40.37)	127 (52.92)	2.94
	Female	6,391 (59.63)	113 (47.08)	1.77
Age	80 and above	485 (4.53)	114 (47.50)	23.51
	70-79	708 (6.61)	71 (29.58)	10.03
	60-69	1,347 (12.57)	35 (14.58)	2.60
	50-59	1,953 (18.22)	15 (6.25)	0.77
	40-49	1,420 (13.25)	3 (1.25)	0.21
	30-39	1,143 (10.66)	2 (0.83)	0.17
	20-29	2,937 (27.40)	0 (0.00)	-
	10-19	586 (5.47)	0 (0.00)	-
	0-9	139 (1.30)	0 (0.00)	-





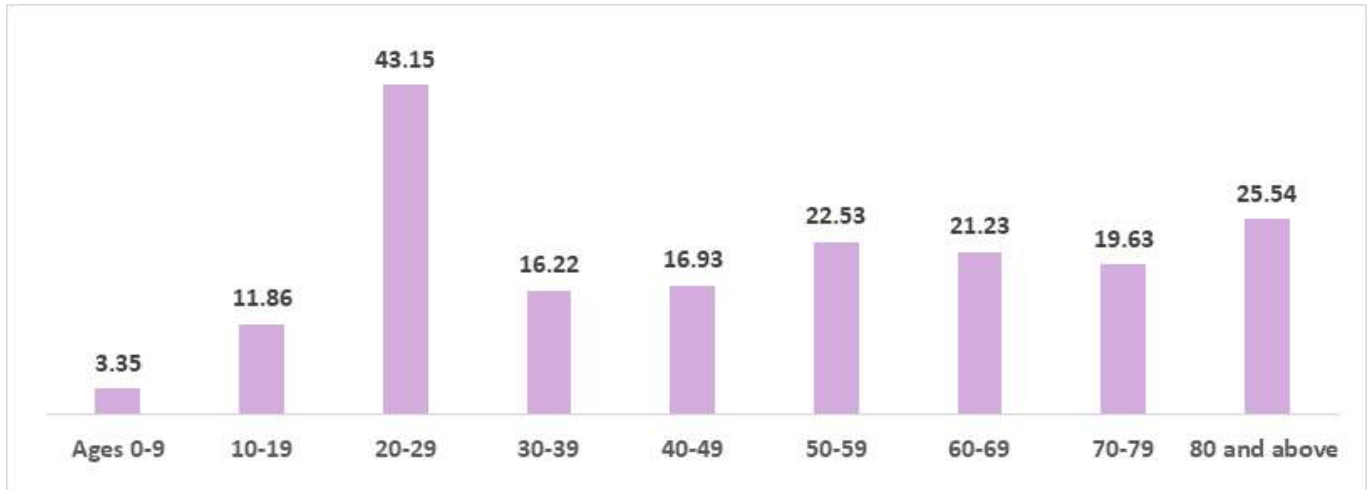
KCDC

Korea Centers for Disease Control & Prevention

Updates on COVID-19 in Republic of Korea

25 April 2020

○ Incidence rate by age group (per 100,000):



○ Weekly trend of imported cases:

