



KCDC

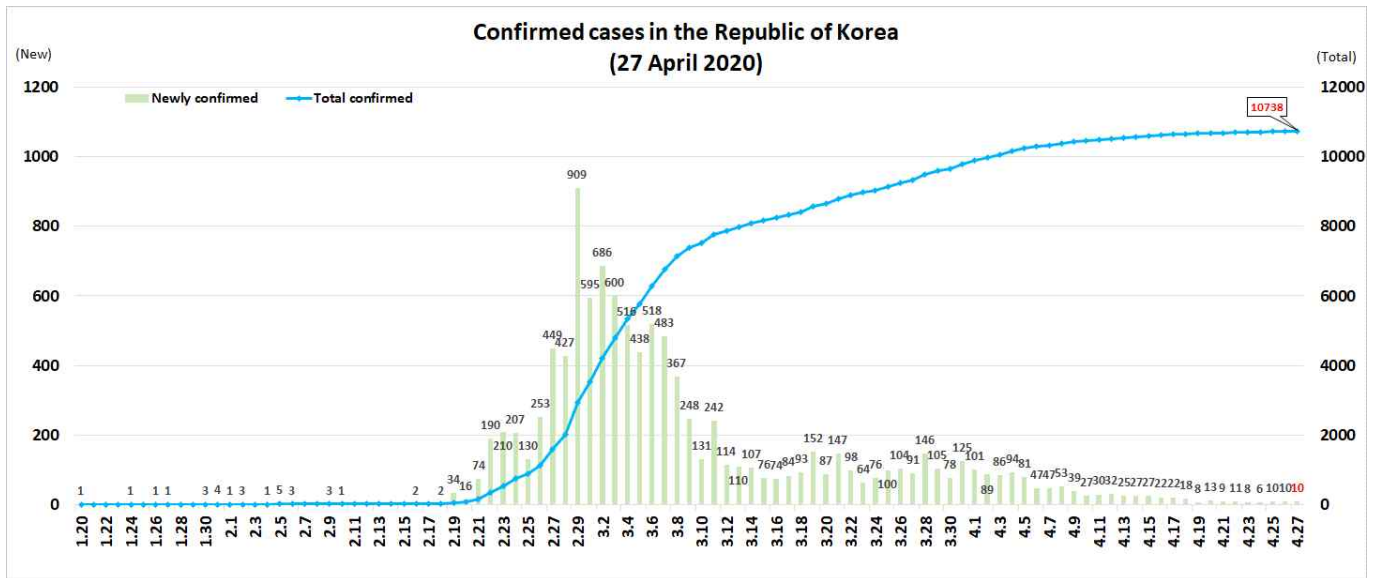
Korea Centers for Disease Control & Prevention

Updates on COVID-19 in Republic of Korea

27 April 2020

- As of 0:00, 27 April 2020, the total number of confirmed cases is 10,738 (including 1,044 imported cases), of which 8,764 cases have been discharged from isolation. Newly confirmed cases are 10 in total.

Period (since 3 Jan)	Total	Tested positive (PCR)				Being tested	Tested negative
		Confirmed	Discharged from isolation	Under isolation	Deceased		
As of 0:00 26 April (Sun)	598,285	10,728	8,717	1,769	242	8,999	578,558
As of 0:00 27 April (Mon)	601,660	10,738	8,764	1,731	243	8,895	582,027
Difference	(+)3,375	(+)10	(+)47	(-)-38	(+)1	(-)-104	(+)3,469



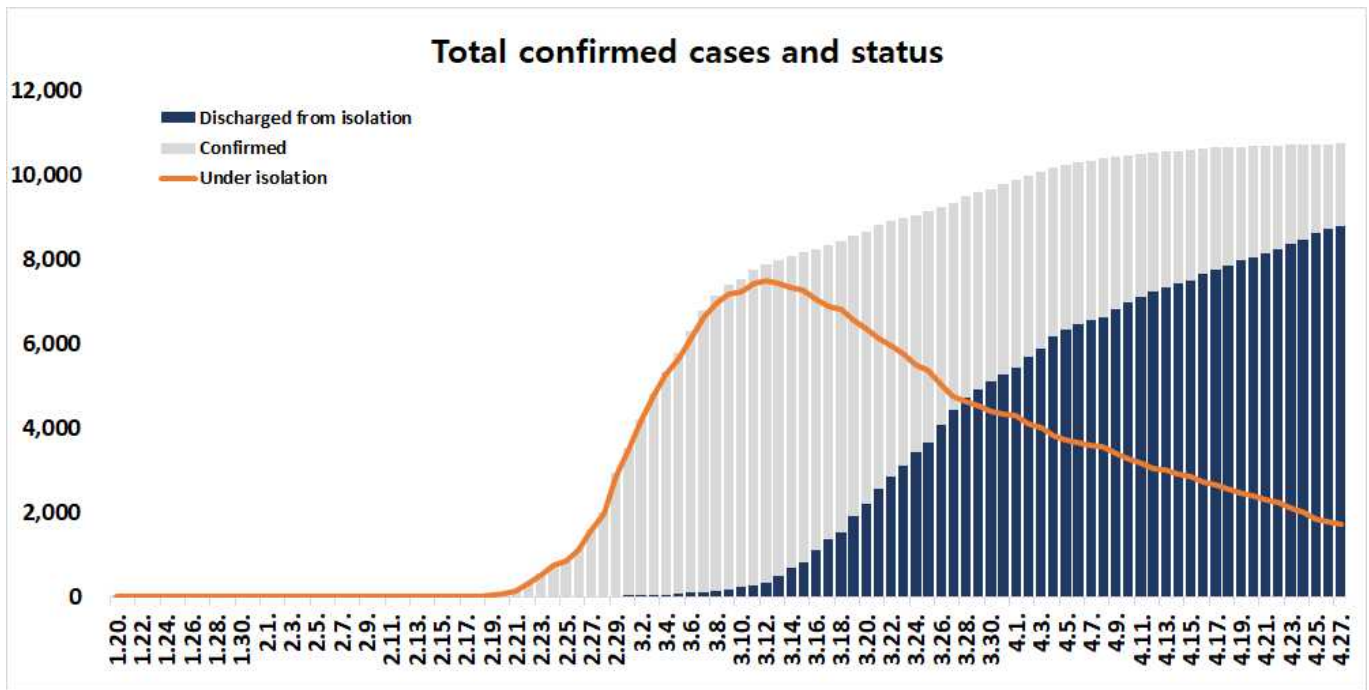
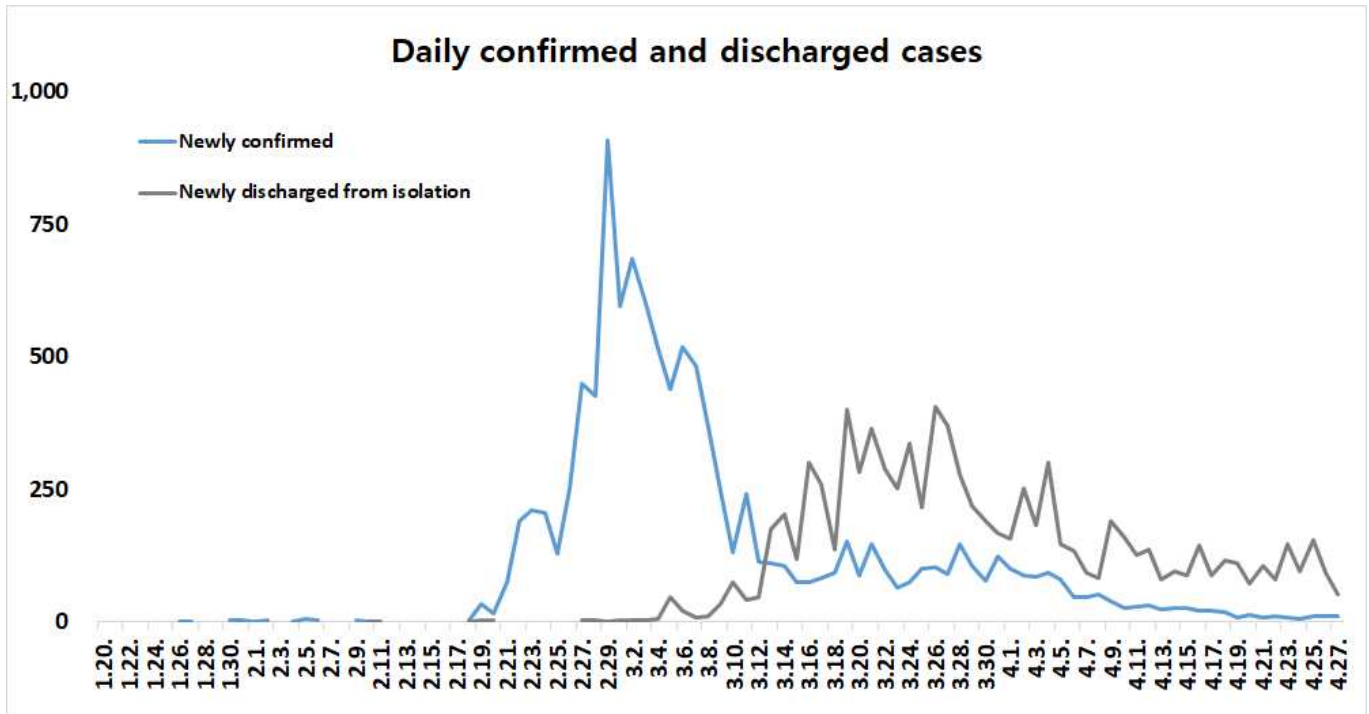


KCDC

Korea Centers for Disease Control & Prevention

Updates on COVID-19 in Republic of Korea

27 April 2020





KCDC

Korea Centers for Disease Control & Prevention

Updates on COVID-19 in Republic of Korea

27 April 2020

○ Regional distribution of total confirmed cases:

	Total	City							
		Seoul	Busan	Daegu	Incheon	Gwangju	Daejeon	Ulsan	Sejong
Isolated	1,731	234	17	638	34	5	6	6	11
Discharged	8,764	393	117	6,040	58	25	34	36	35
Deceased	243	2	3	169	0	0	0	1	0
Subtotal	10,738	629	137	6,847	92	30	40	43	46
New (Difference)	10	0	0	1	0	0	0	0	0

	Province	Province								Other
		Gyeonggi	Gangwon	Chungbuk	Chungnam	Jeonbuk	Jeonnam	Gyeongbuk	Gyeongnam	Jeju
Isolated	187	16	5	19	8	6	198	23	5	313
Discharged	470	35	40	123	10	9	1,114	94	8	123
Deceased	14	2	0	0	0	0	52	0	0	0
Subtotal	671	53	45	142	18	15	1,364	117	13	436
New (Difference)	3	0	0	1	0	0	0	0	0	5

○ Case distribution and incidence rate by region:

Region	# of cases	(%)	Incidence rate (per 0.1M)	Region	# of cases	(%)	Incidence rate (per 0.1M)
Seoul	629	(5.86)	6.46	Gyeonggi	671	(6.25)	5.06
Busan	137	(1.28)	4.02	Gangwon	53	(0.49)	3.44
Daegu	6,847	(63.76)	281.02	Chungbuk	45	(0.42)	2.81
Incheon	92	(0.86)	3.11	Chungnam	142	(1.32)	6.69
Gwangju	30	(0.28)	2.06	Jeonbuk	18	(0.17)	0.99
Daejeon	40	(0.37)	2.71	Jeonnam	15	(0.14)	0.80
Ulsan	43	(0.40)	3.75	Gyeongbuk	1,364	(12.70)	51.23
Sejong	46	(0.43)	13.44	Gyeongnam	117	(1.09)	3.48
Airport Screening	436	(4.06)	-	Jeju	13	(0.12)	1.94
Total				10,738 (100) 20.71			



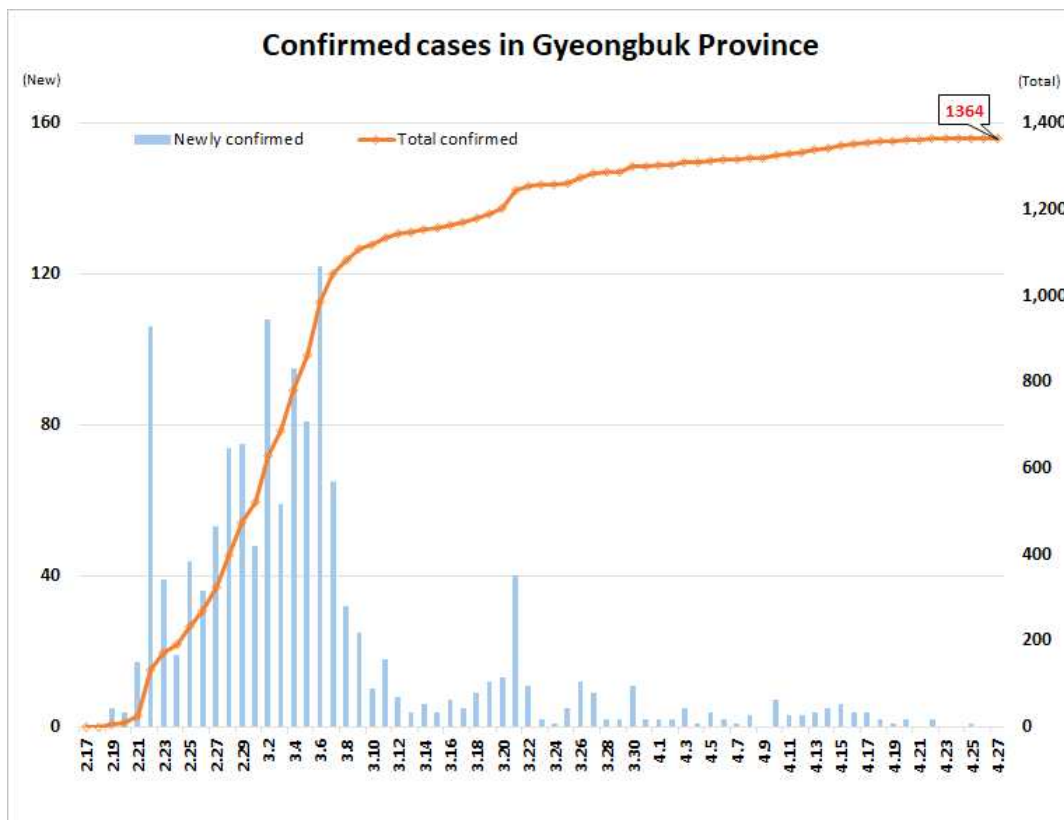
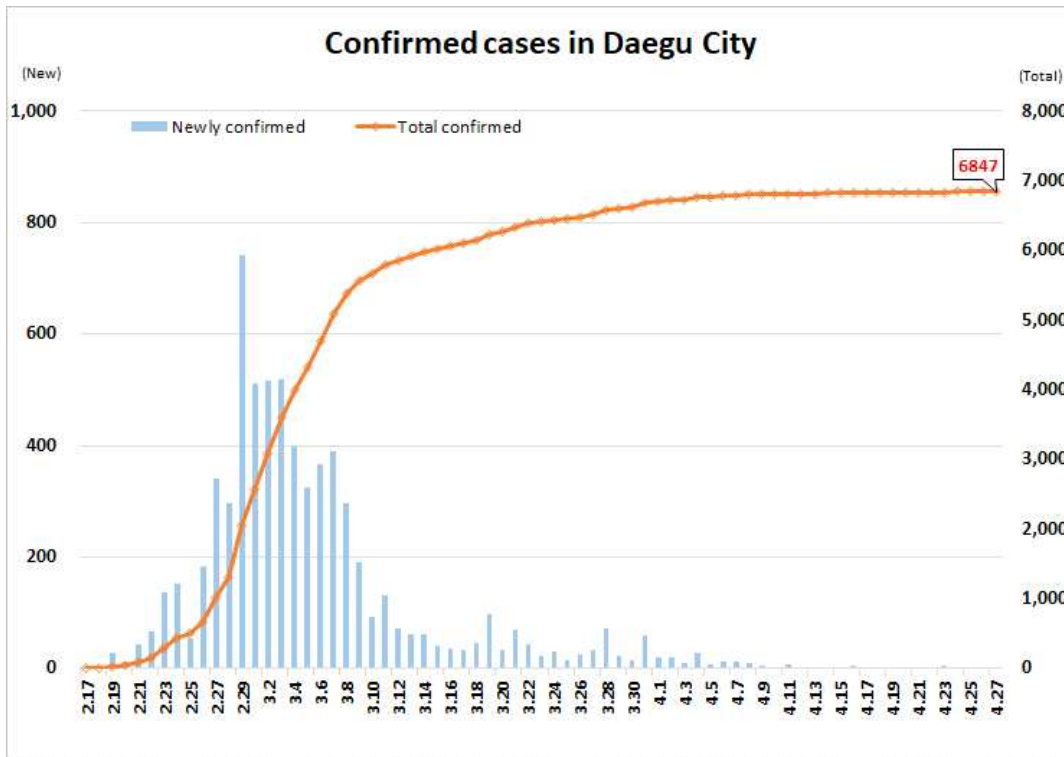
KCDC

Korea Centers for Disease Control & Prevention

Updates on COVID-19 in Republic of Korea

27 April 2020

○ Daily case trends by region:



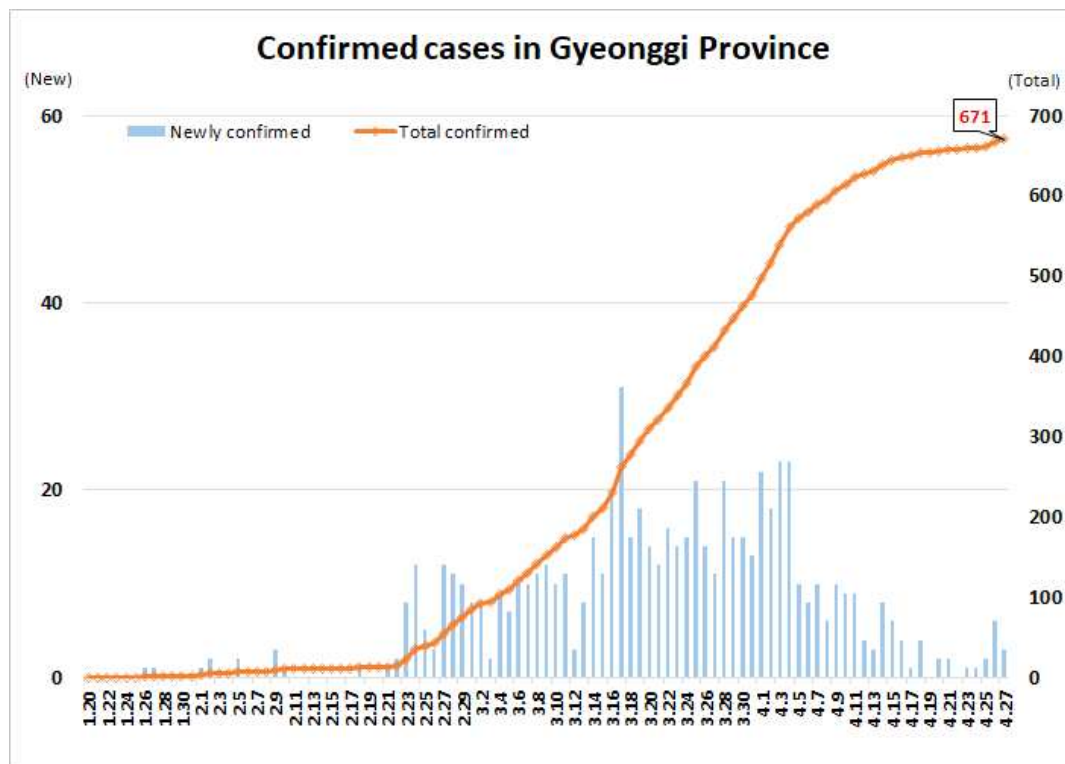
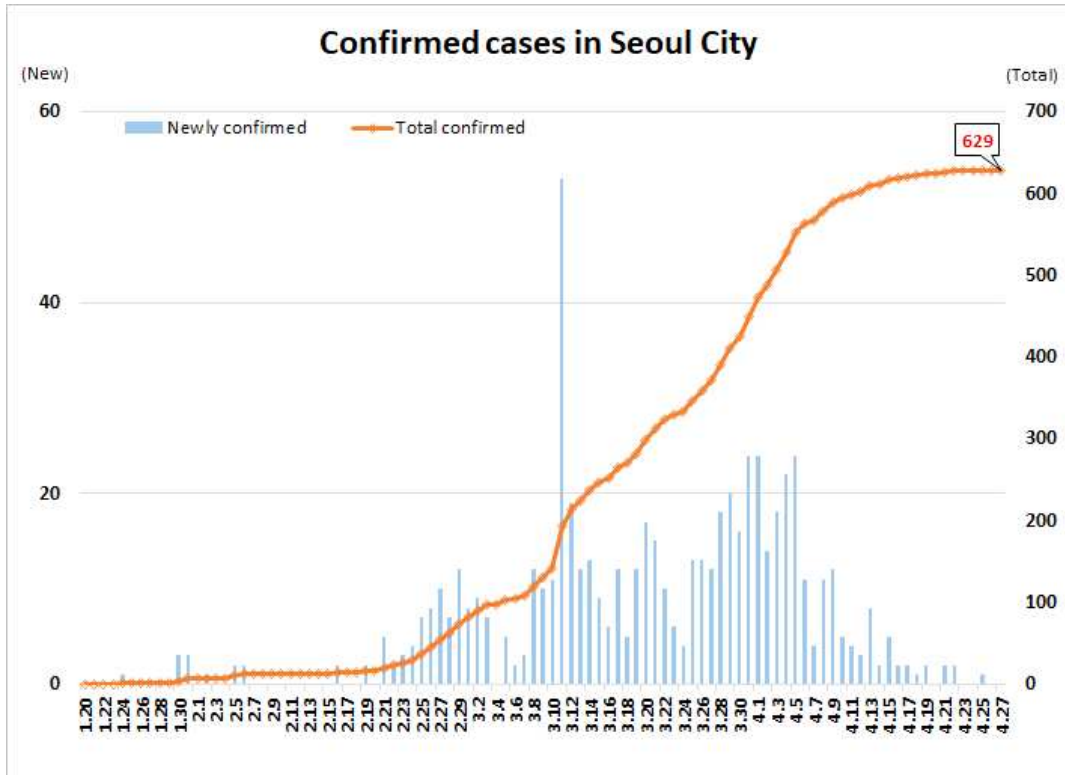


KCDC

Korea Centers for Disease Control & Prevention

Updates on COVID-19 in Republic of Korea

27 April 2020





KCDC

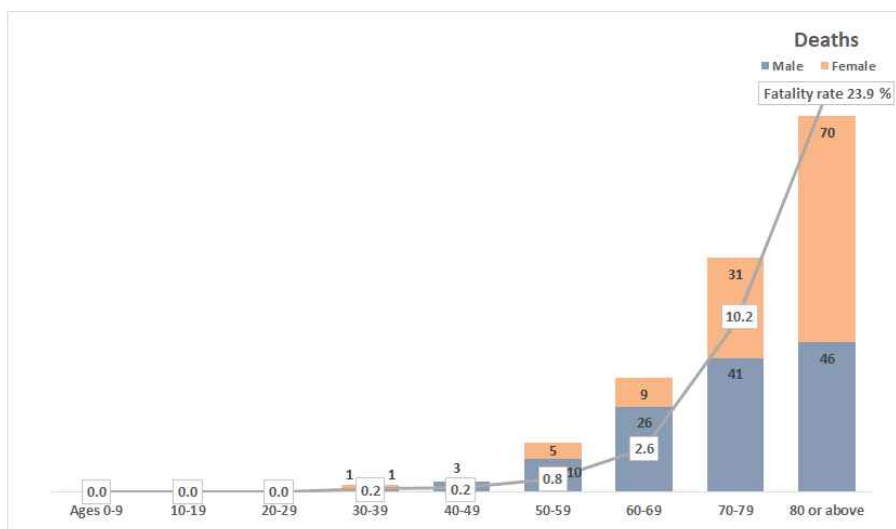
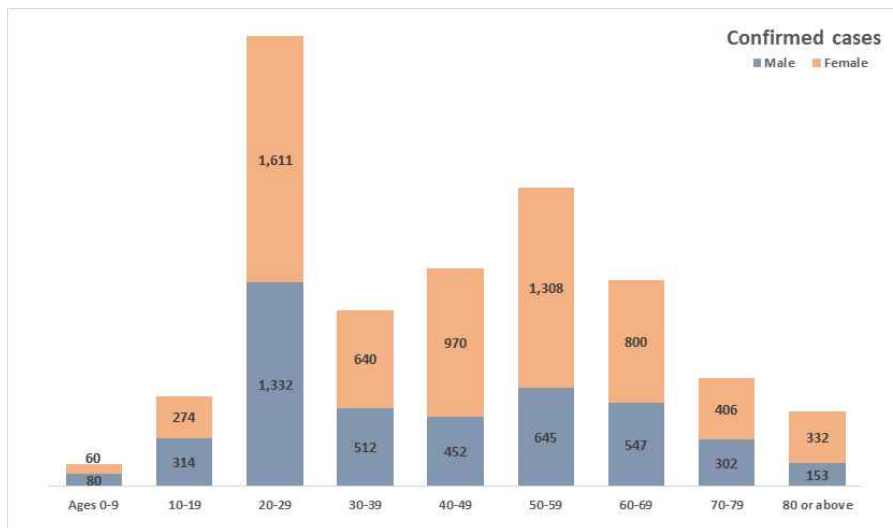
Korea Centers for Disease Control & Prevention

Updates on COVID-19 in Republic of Korea

27 April 2020

○ Case distribution by gender and age group:

		Confirmed Cases (%)	Deaths (%)	Fatality rate (%)
Total		10,738 (100)	243 (100)	2.26
Sex	Male	4,337 (40.39)	127 (52.26)	2.93
	Female	6,401 (59.61)	116 (47.74)	1.81
Age	80 and above	485 (4.52)	116 (47.74)	23.92
	70-79	708 (6.59)	72 (29.63)	10.17
	60-69	1,347 (12.54)	35 (14.40)	2.60
	50-59	1,953 (18.19)	15 (6.17)	0.77
	40-49	1,422 (13.24)	3 (1.23)	0.21
	30-39	1,152 (10.73)	2 (0.82)	0.17
	20-29	2,943 (27.41)	0 (0.00)	-
	10-19	588 (5.48)	0 (0.00)	-
	0-9	140 (1.30)	0 (0.00)	-





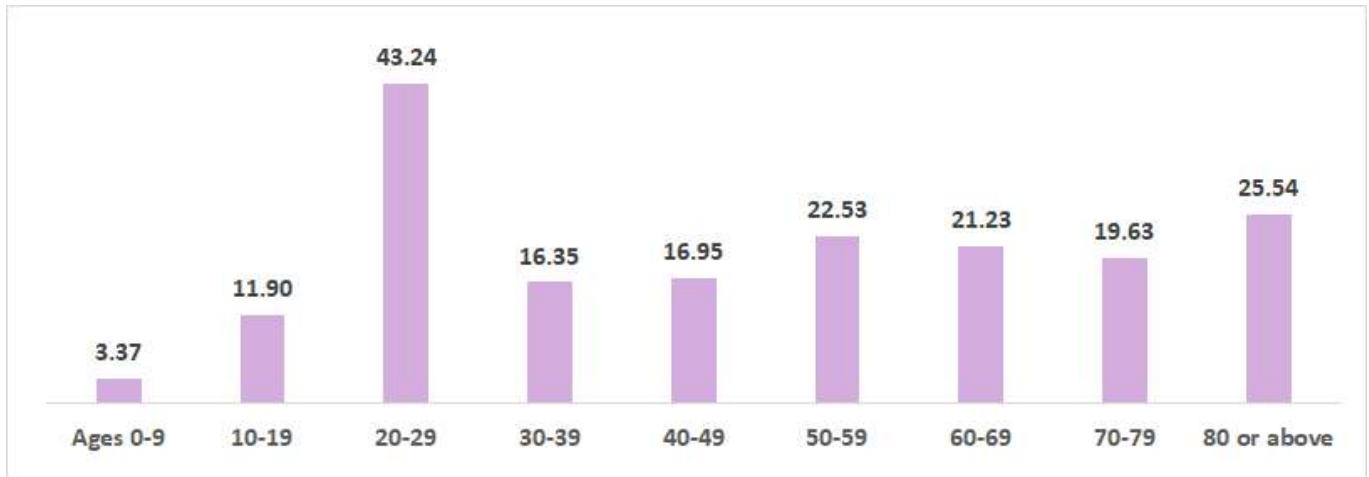
KCDC

Korea Centers for Disease Control & Prevention

Updates on COVID-19 in Republic of Korea

27 April 2020

○ Incidence rate by age group (per 100,000):



○ Imported cases:

