



KCDC

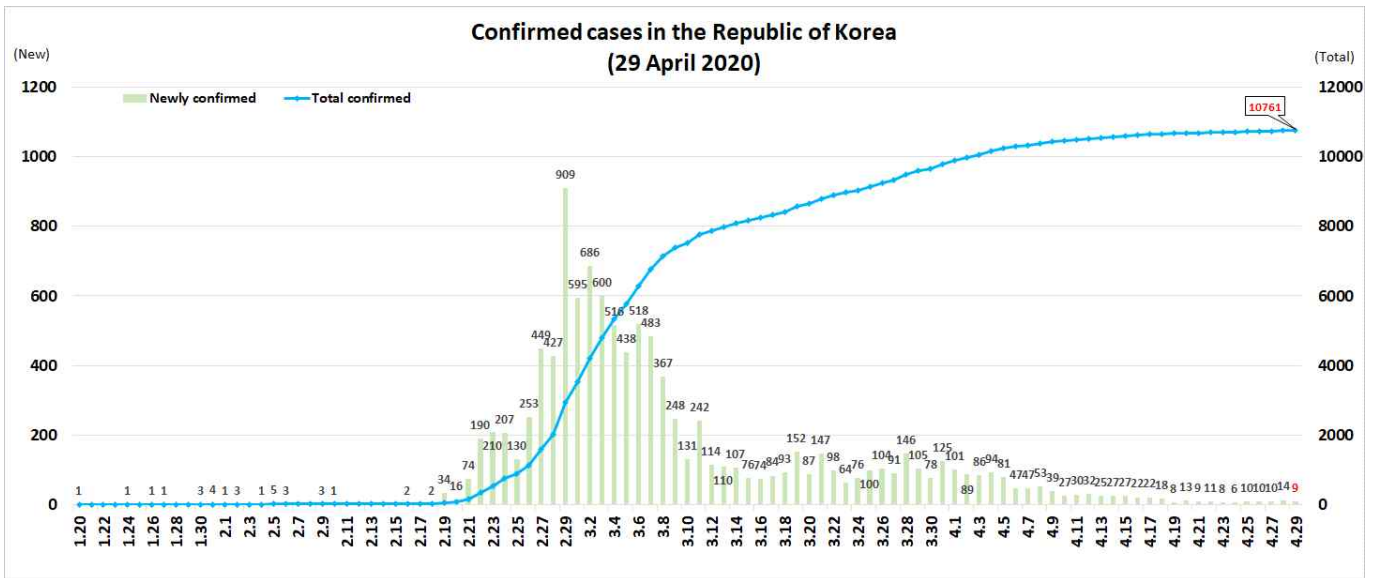
Korea Centers for Disease Control & Prevention

Updates on COVID-19 in Republic of Korea

29 April 2020

○ As of 0:00, 29 April 2020, the total number of confirmed cases is 10,761 (including 1,061 imported cases), of which 8,922 cases have been discharged from isolation. Newly confirmed cases are 9 in total.

Period (since 3 Jan)	Total	Tested positive (PCR)				Being tested	Tested negative
		Confirmed	Discharged from isolation	Under isolation	Deceased		
As of 0:00 28 April (Tues)	608,514	10,752	8,854	1,654	244	9,203	588,559
As of 0:00 29 April (Wed)	614,197	10,761	8,922	1,593	246	8,307	595,129
Difference	(+)5,683	(+)9	(+)68	(-)-61	(+)2	(-)-896	(+)6,570



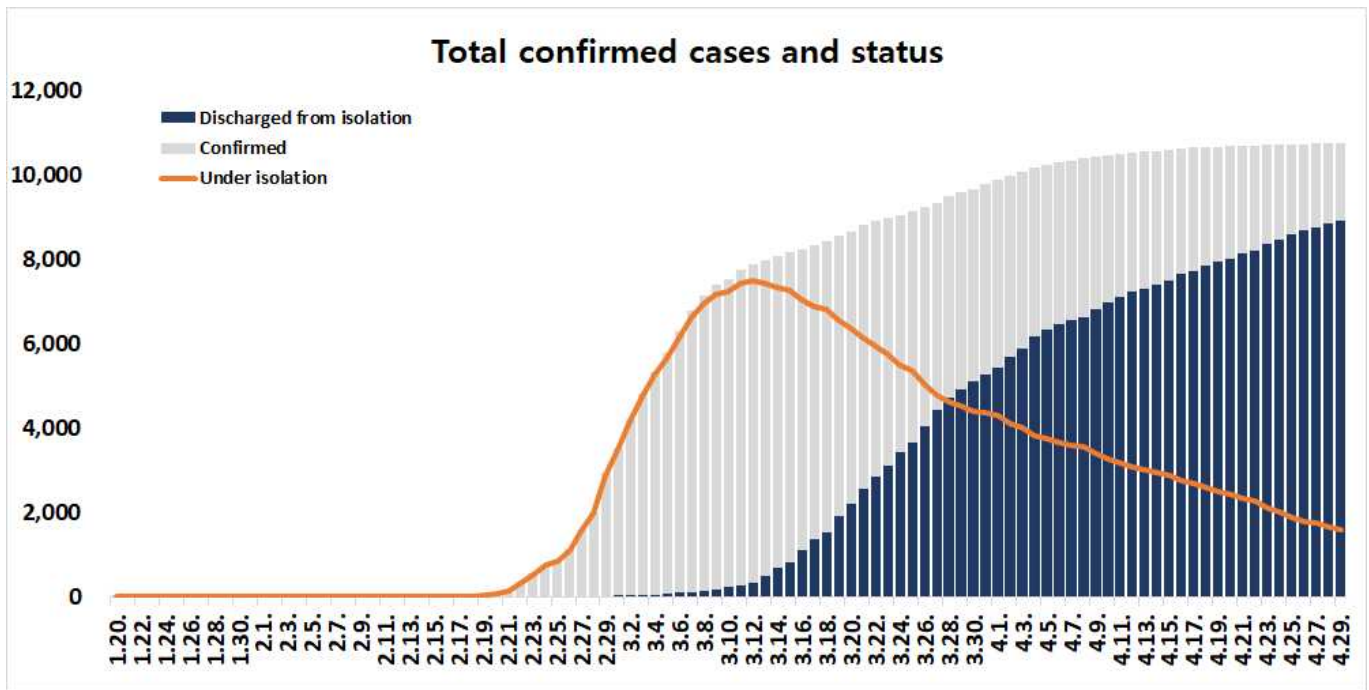
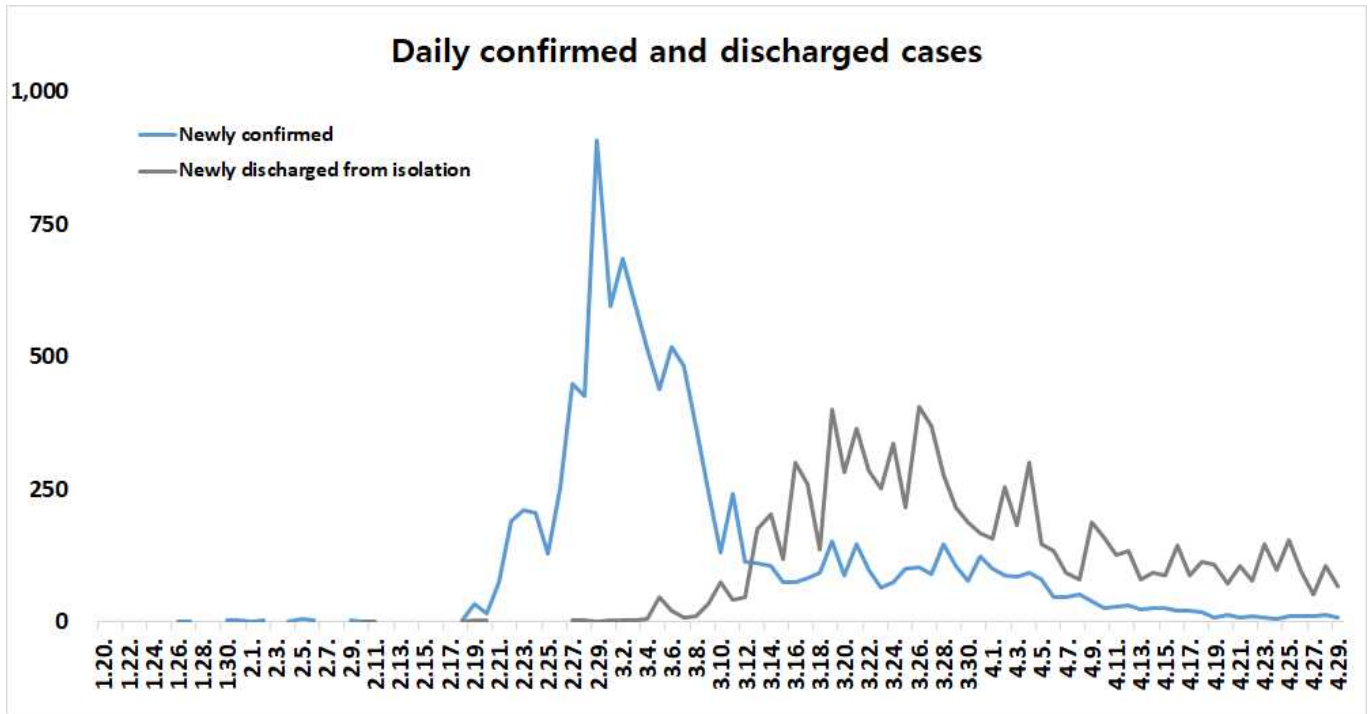


KCDC

Korea Centers for Disease Control & Prevention

Updates on COVID-19 in Republic of Korea

29 April 2020





KCDC

Korea Centers for Disease Control & Prevention

Updates on COVID-19 in Republic of Korea

29 April 2020

○ Regional distribution of total confirmed cases:

	Total	City							
		Seoul	Busan	Daegu	Incheon	Gwangju	Daejeon	Ulsan	Sejong
Isolated	1,593	194	18	606	27	4	5	5	10
Discharged	8,922	437	116	6,075	66	26	35	37	36
Deceased	246	2	3	171	0	0	0	1	0
Subtotal	10,761	633	137	6,852	93	30	40	43	46
New (Difference)	9	0	0	3	0	0	0	0	0

	Total	Province								
		Gyeonggi	Gangwon	Chungbuk	Chungnam	Jeonbuk	Jeonnam	Gyeongbuk	Gyeongnam	Jeju
Isolated	180	14	5	20	8	5	180	20	5	287
Discharged	481	37	40	123	10	10	1,133	97	8	155
Deceased	15	2	0	0	0	0	52	0	0	0
Subtotal	676	53	45	143	18	15	1,365	117	13	442
New (Difference)	2	0	0	1	0	0	0	0	0	3

○ Case distribution and incidence rate by region:

Region	# of cases	(%)	Incidence rate (per 0.1M)	Region	# of cases	(%)	Incidence rate (per 0.1M)
Seoul	633	(5.89)	6.50	Gyeonggi	676	(6.28)	5.10
Busan	137	(1.27)	4.02	Gangwon	53	(0.49)	3.44
Daegu	6,852	(63.67)	281.22	Chungbuk	45	(0.42)	2.81
Incheon	93	(0.86)	3.15	Chungnam	143	(1.33)	6.74
Gwangju	30	(0.28)	2.06	Jeonbuk	18	(0.17)	0.99
Daejeon	40	(0.37)	2.71	Jeonnam	15	(0.14)	0.80
Ulsan	43	(0.40)	3.75	Gyeongbuk	1,365	(12.68)	51.27
Sejong	46	(0.43)	13.44	Gyeongnam	117	(1.09)	3.48
Airport Screening	442	(4.11)	-	Jeju	13	(0.12)	1.94
Total				10,761 (100) 20.76			



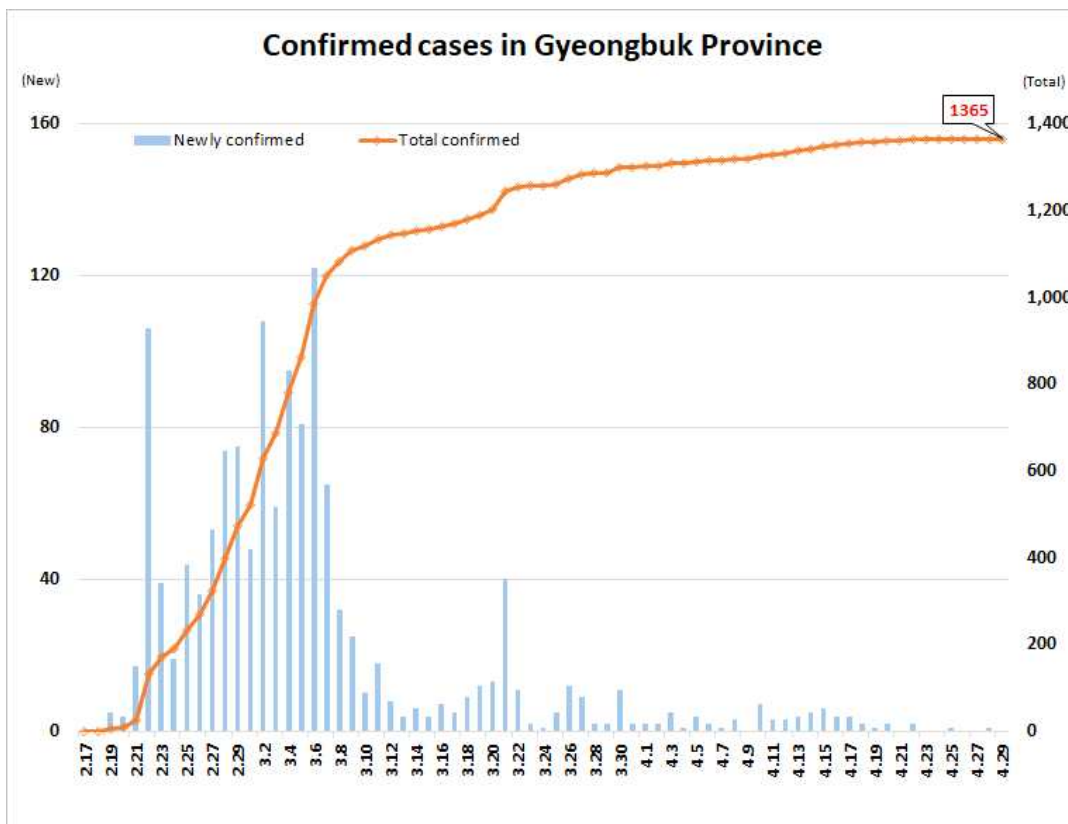
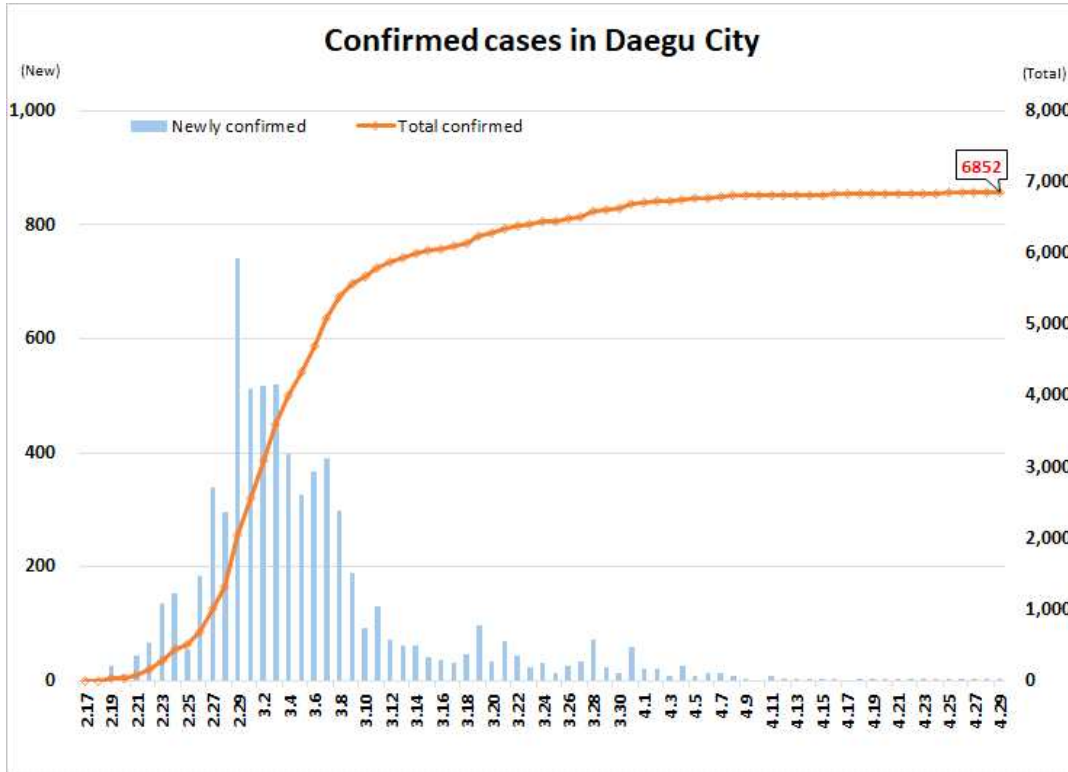
KCDC

Korea Centers for Disease Control & Prevention

Updates on COVID-19 in Republic of Korea

29 April 2020

○ Daily case trends by region:



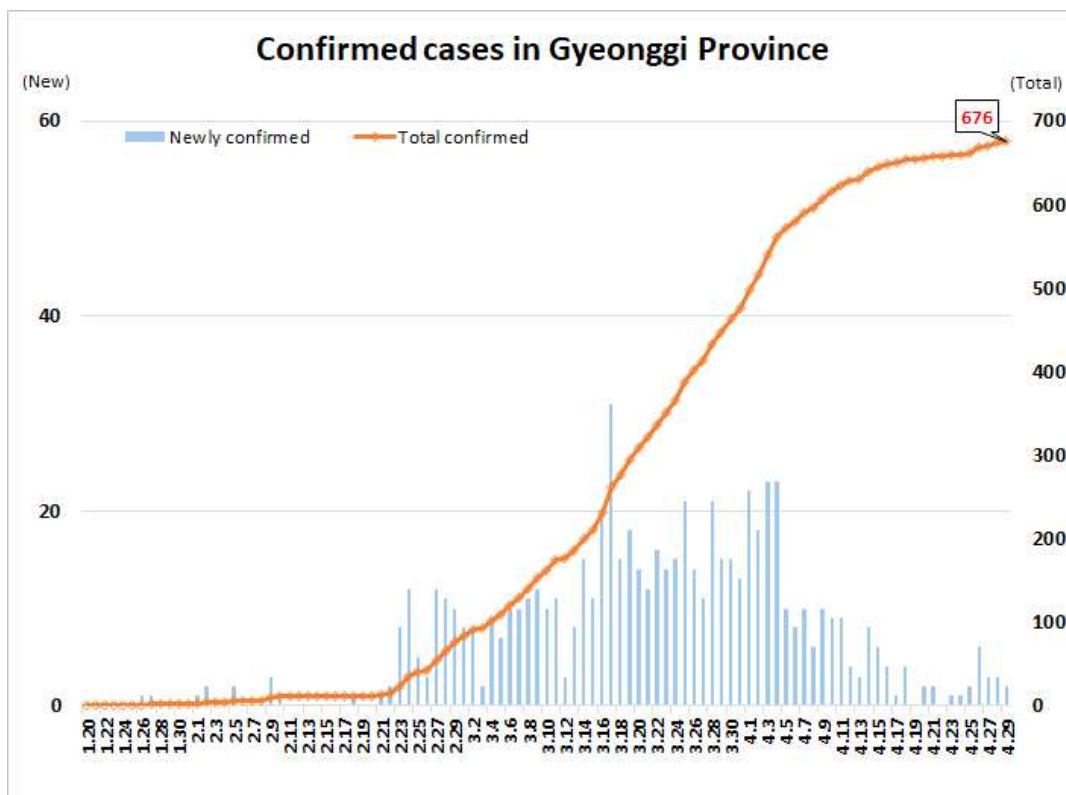
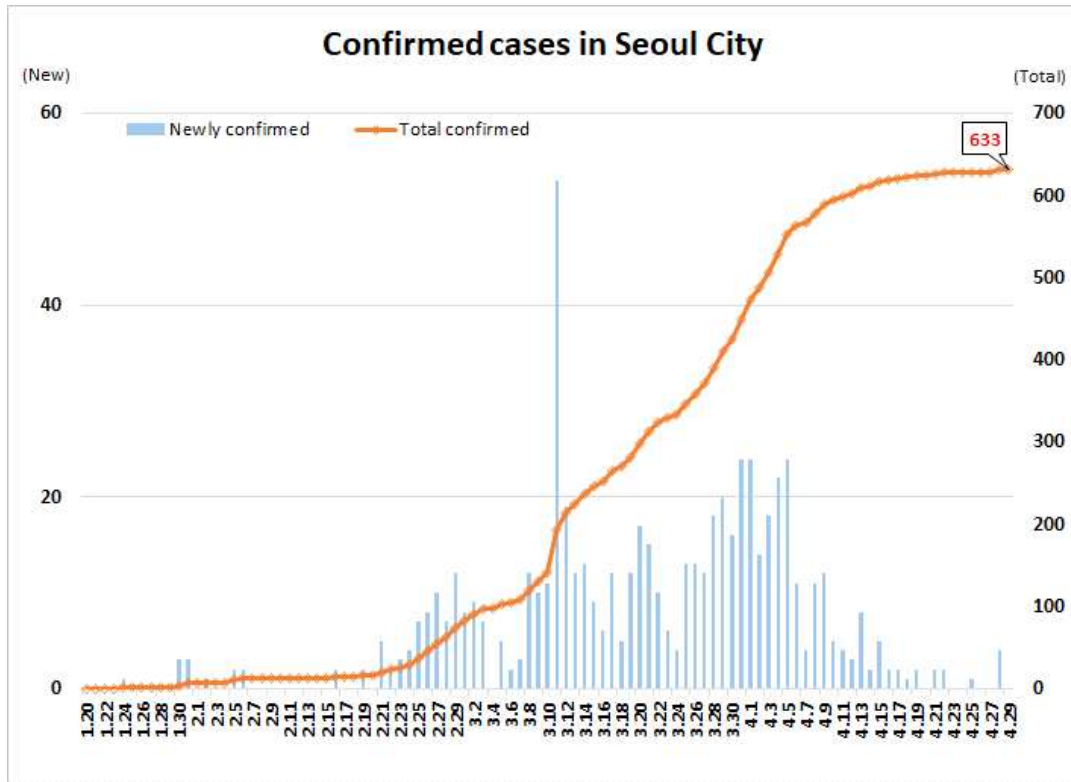


KCDC

Korea Centers for Disease Control & Prevention

Updates on COVID-19 in Republic of Korea

29 April 2020





KCDC

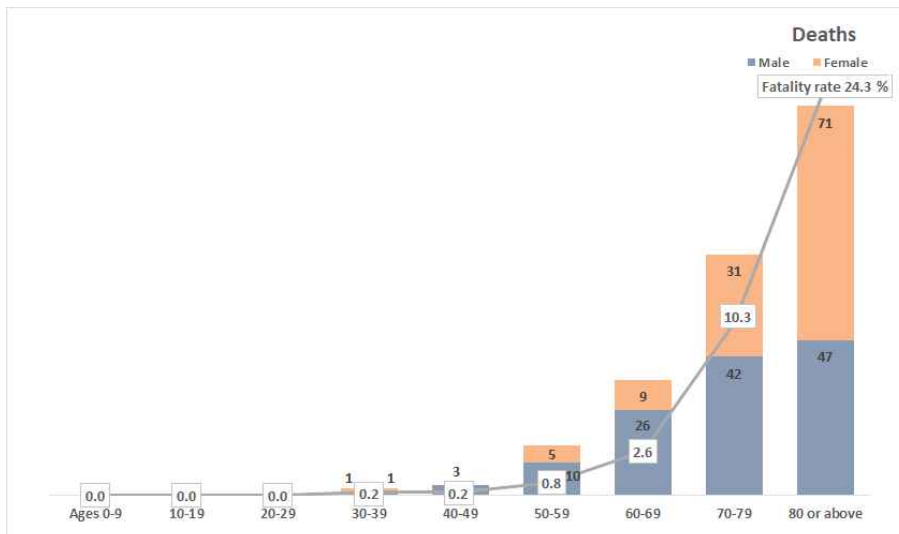
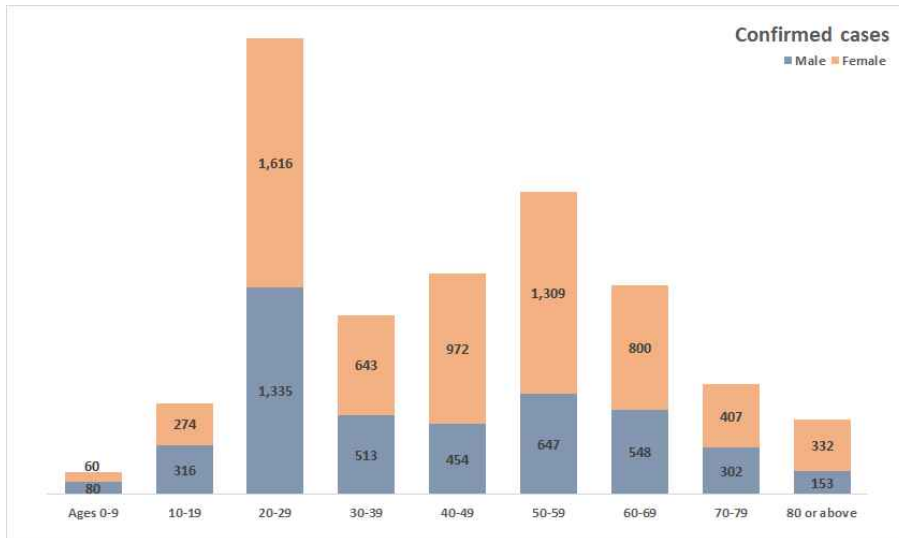
Korea Centers for Disease Control & Prevention

Updates on COVID-19 in Republic of Korea

29 April 2020

○ Case distribution by gender and age group:

		Confirmed Cases (%)	Deaths (%)	Fatality rate (%)
Total		10,761 (100)	246 (100)	2.29
Sex	Male	4,348 (40.41)	129 (52.44)	2.97
	Female	6,413 (59.59)	117 (47.56)	1.82
Age	80 and above	485 (4.51)	118 (47.97)	24.33
	70-79	709 (6.59)	73 (29.67)	10.30
	60-69	1,348 (12.53)	35 (14.23)	2.60
	50-59	1,956 (18.18)	15 (6.10)	0.77
	40-49	1,426 (13.25)	3 (1.22)	0.21
	30-39	1,156 (10.74)	2 (0.81)	0.17
	20-29	2,951 (27.42)	0 (0.00)	-
	10-19	590 (5.48)	0 (0.00)	-
	0-9	140 (1.30)	0 (0.00)	-





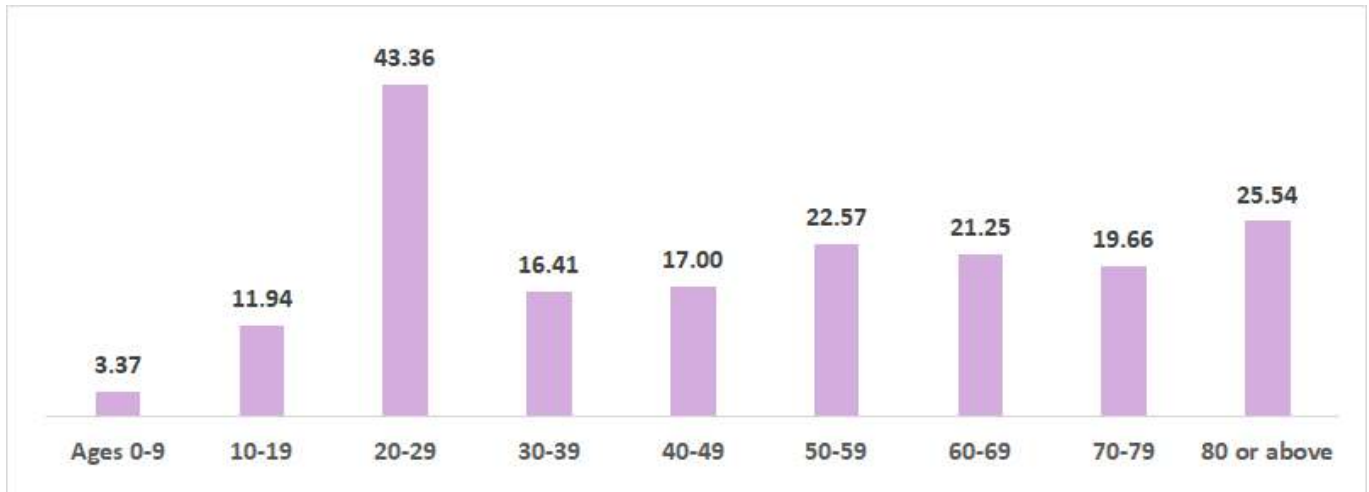
KCDC

Korea Centers for Disease Control & Prevention

Updates on COVID-19 in Republic of Korea

29 April 2020

○ Incidence rate by age group (per 100,000):



○ Imported cases:

