



KCDC

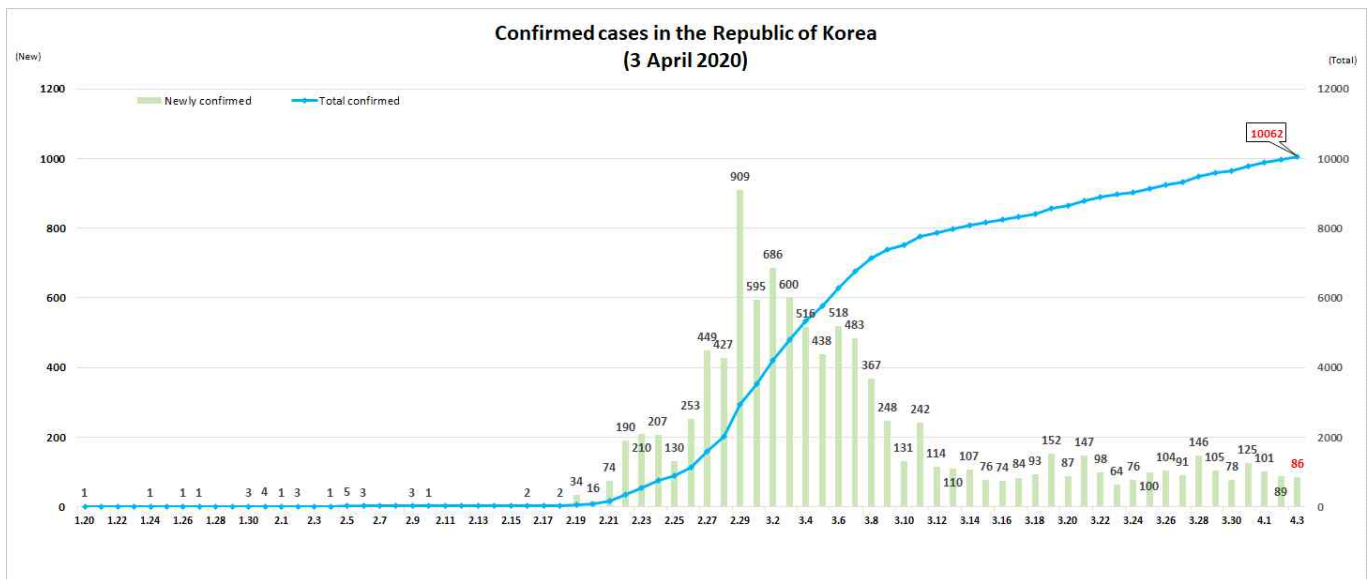
Korea Centers for Disease Control & Prevention

Updates on COVID-19 in Republic of Korea

3 April 2020

- As of 0:00, 3 April 2020, the total number of confirmed cases is 10,062 (including 647 imported cases), of which 6,021 cases have been discharged from isolation. Newly confirmed cases are 86 in total.

Period (since 3 Jan)	Total	Tested positive (PCR)				Being tested	Tested negative
		Confirmed	Discharged	Isolated	Deceased		
As of 0:00 2 April (Thurs)	431,743	9,976	5,828	3,979	169	17,885	403,882
As of 0:00 3 April (Fri)	443,273	10,062	6,021	3,867	174	18,908	414,303
Difference	11,530	86	193	-112	5	1,023	10,421



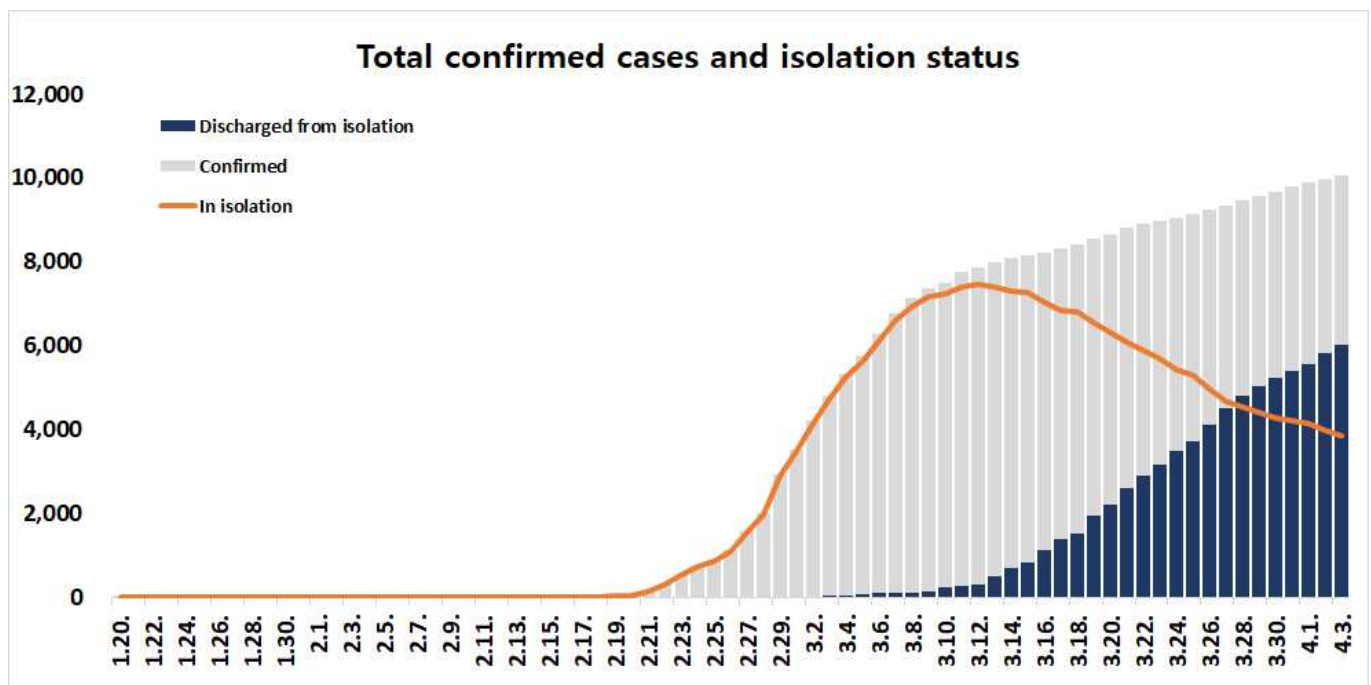
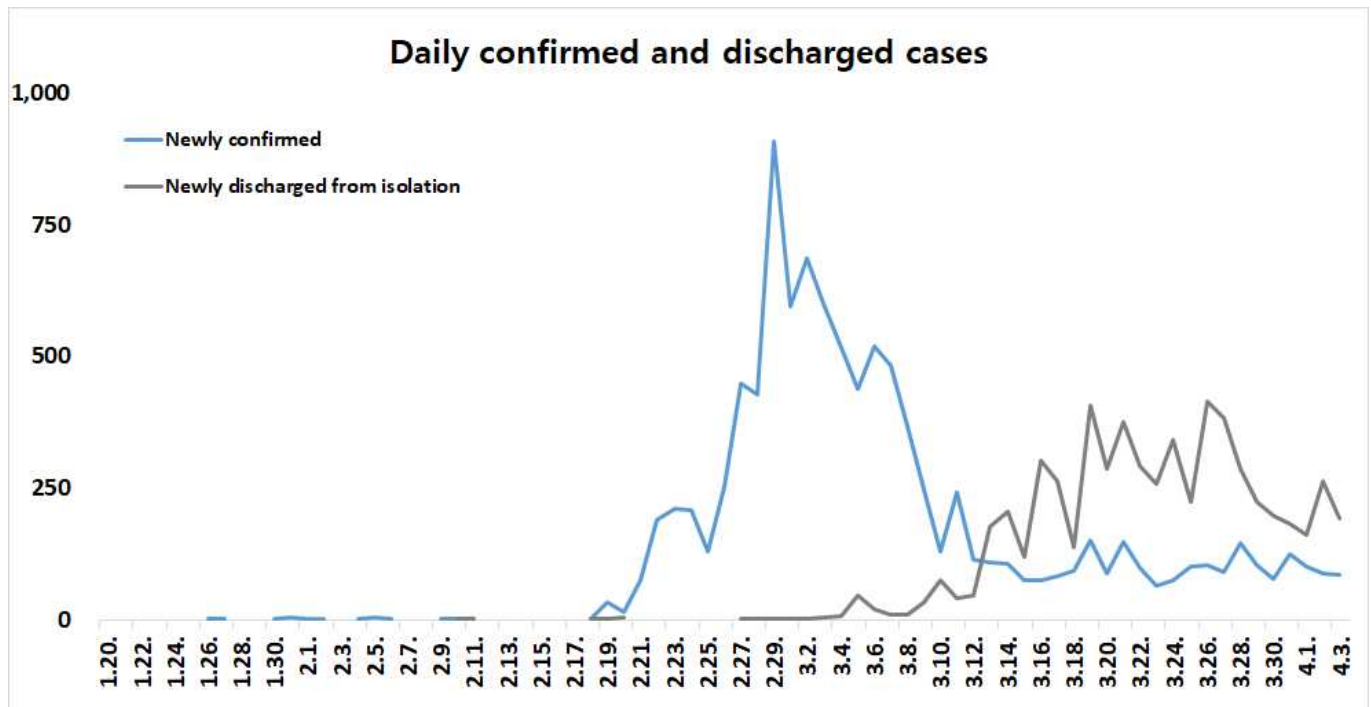


KCDC

Korea Centers for Disease Control & Prevention

Updates on COVID-19 in Republic of Korea

3 April 2020





KCDC

Korea Centers for Disease Control & Prevention

Updates on COVID-19 in Republic of Korea

3 April 2020

○ Regional distribution of total confirmed cases:

	Total	City							
		Seoul	Busan	Daegu	Incheon	Gwangju	Daejeon	Ulsan	Sejong
Isolated	3,867	375	31	2,179	53	11	18	18	34
Discharged	6,021	131	88	4,434	21	15	18	21	12
Deceased	174	0	3	121	0	0	0	1	0
Subtotal	10,062	506	122	6,734	74	26	36	40	46
(Difference)	(86)	(18)	-	(9)	(1)	(1)	-	-	-

	Gyeonggi	Province								Other
		Gangwon	Chungbuk	Chungnam	Jeonbuk	Jeonnam	Gyeongbuk	Gyeongnam	Jeju	
Isolated	347	17	20	37	8	12	402	36	6	263
Discharged	186	23	25	97	7	3	865	71	3	1
Deceased	6	1	0	0	0	0	42	0	0	0
Subtotal	539	41	45	134	15	15	1,309	107	9	264
(Difference)	(23)	(2)	(1)	(1)	(1)	(1)	(5)	(1)	-	(22)

○ Case distribution and incidence rate by region:

Region	# of cases	(%)	Incidence rate (per 0.1M)	Region	# of cases	(%)	Incidence rate (per 0.1M)
Seoul	506	(5.03)	5.20	Gyeonggi	539	(5.36)	4.07
Busan	122	(1.21)	3.58	Gangwon	41	(0.41)	2.66
Daegu	6,734	(66.93)	276.38	Chungbuk	45	(0.45)	2.81
Incheon	74	(0.74)	2.50	Chungnam	134	(1.33)	6.31
Gwangju	26	(0.26)	1.78	Jeonbuk	15	(0.15)	0.83
Daejeon	36	(0.36)	2.44	Jeonnam	15	(0.15)	0.80
Ulsan	40	(0.40)	3.49	Gyeongbuk	1,309	(13.01)	49.16
Sejong	46	(0.46)	13.44	Gyeongnam	107	(1.06)	3.18
Airport Screening	264	(2.62)	-	Jeju	9	(0.09)	1.34
Total				10,062 (100) 19.41			



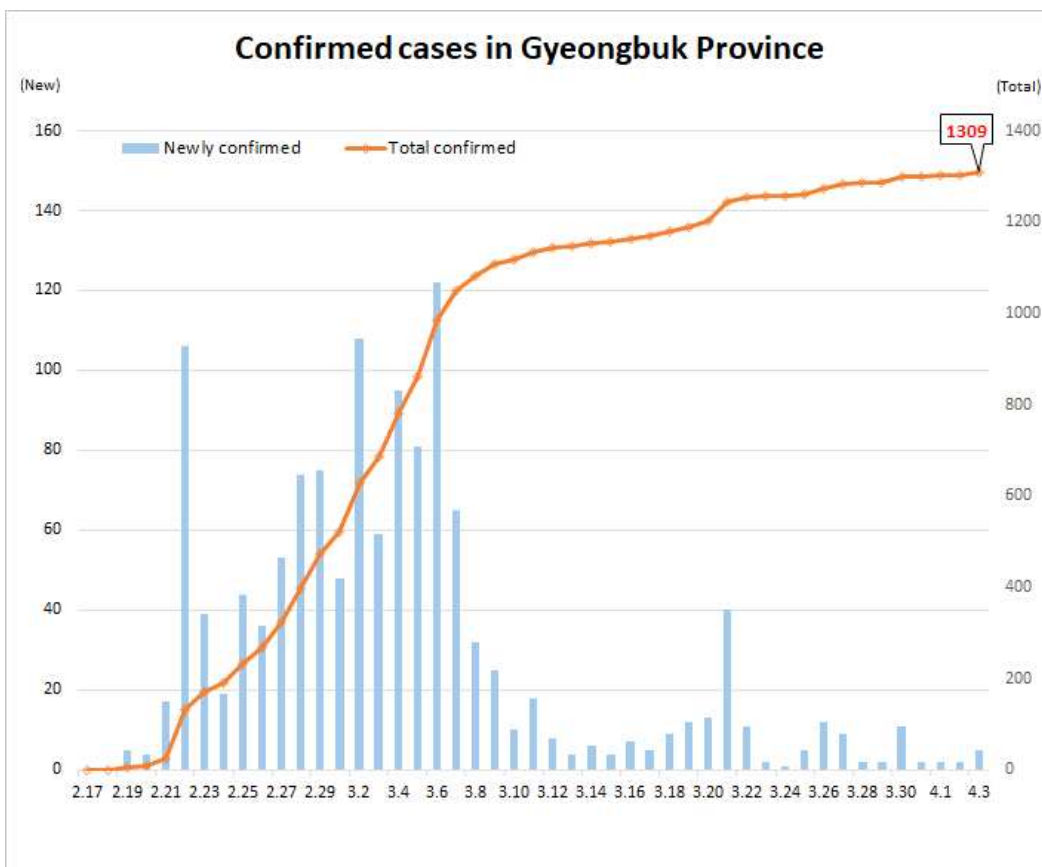
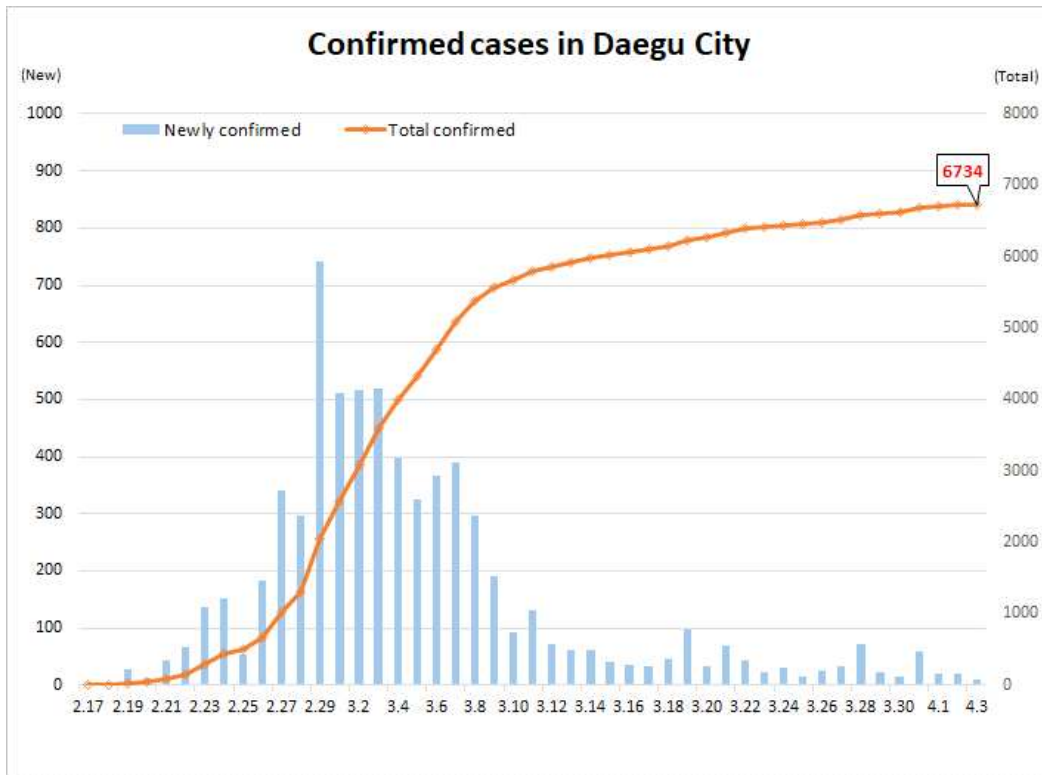
KCDC

Korea Centers for Disease Control & Prevention

Updates on COVID-19 in Republic of Korea

3 April 2020

○ Daily cases trends by region:



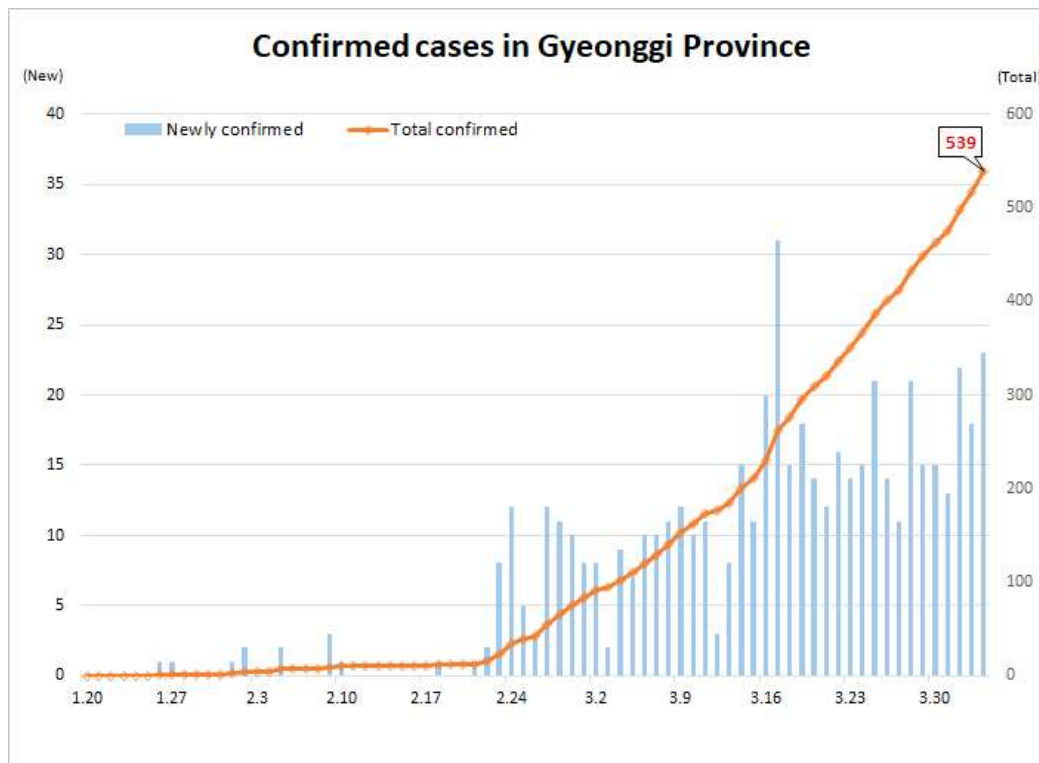
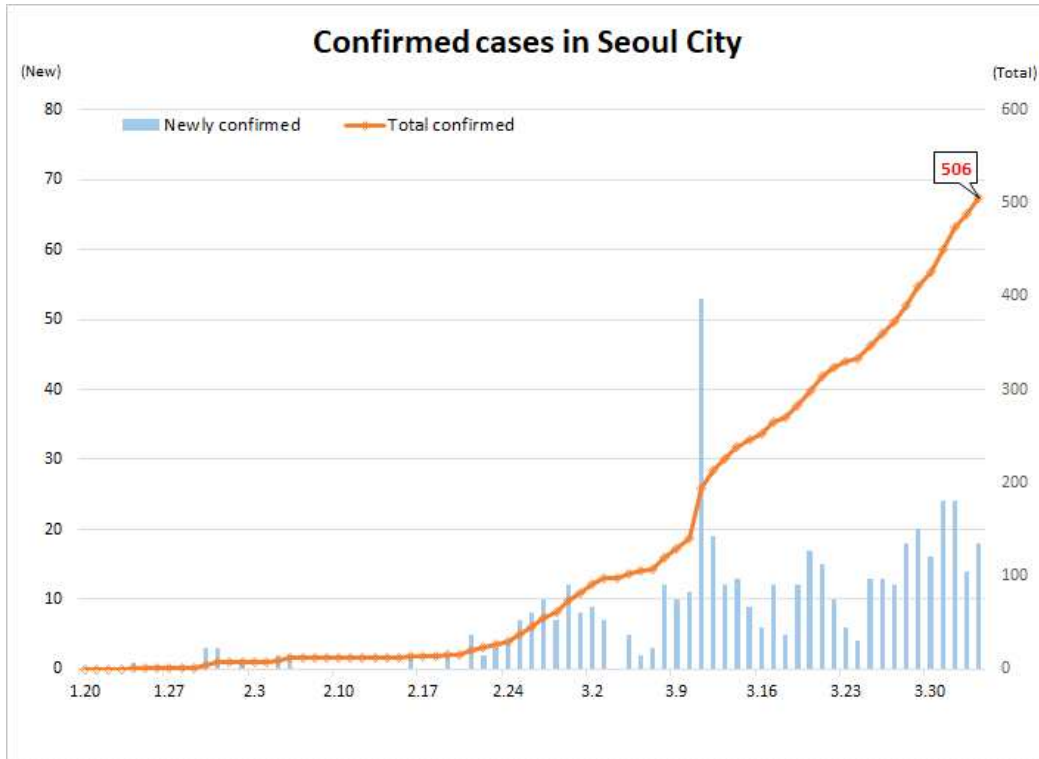


KCDC

Korea Centers for Disease Control & Prevention

Updates on COVID-19 in Republic of Korea

3 April 2020





KCDC

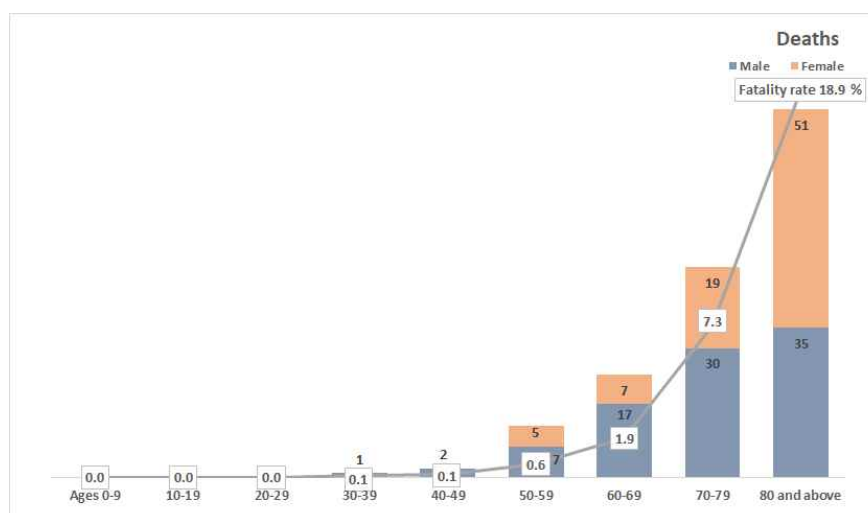
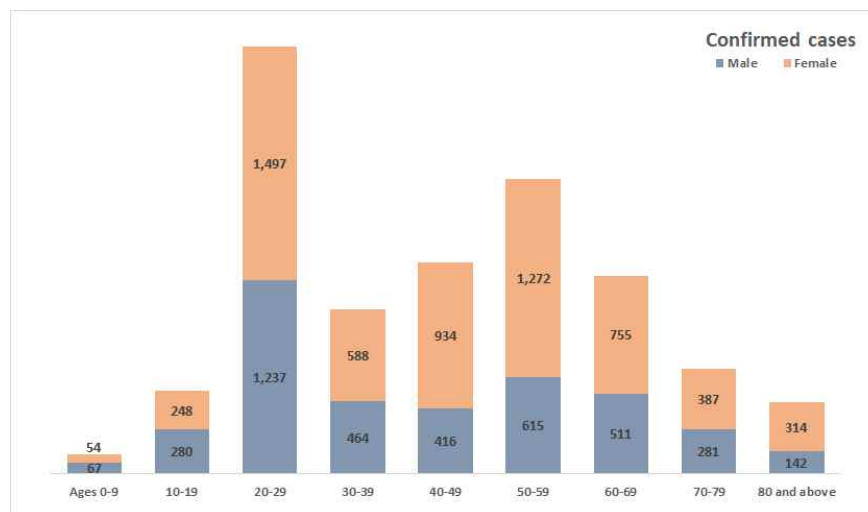
Korea Centers for Disease Control & Prevention

Updates on COVID-19 in Republic of Korea

3 April 2020

○ Case distribution by gender and age group:

		Confirmed Cases (%)	Deaths (%)	Fatality rate (%)
Total		10,062 (100)	174 (100)	1.73
Sex	Male	4,013 (39.88)	92 (52.87)	2.29
	Female	6,049 (60.12)	82 (47.13)	1.36
Age	80 and above	456 (4.53)	86 (49.43)	18.86
	70-79	668 (6.64)	49 (28.16)	7.34
	60-69	1,266 (12.58)	24 (13.79)	1.90
	50-59	1,887 (18.75)	12 (6.90)	0.64
	40-49	1,350 (13.42)	2 (1.15)	0.15
	30-39	1,052 (10.46)	1 (0.57)	0.10
	20-29	2,734 (27.17)	0 (0.00)	-
	10-19	528 (5.25)	0 (0.00)	-
	0-9	121 (1.20)	0 (0.00)	-





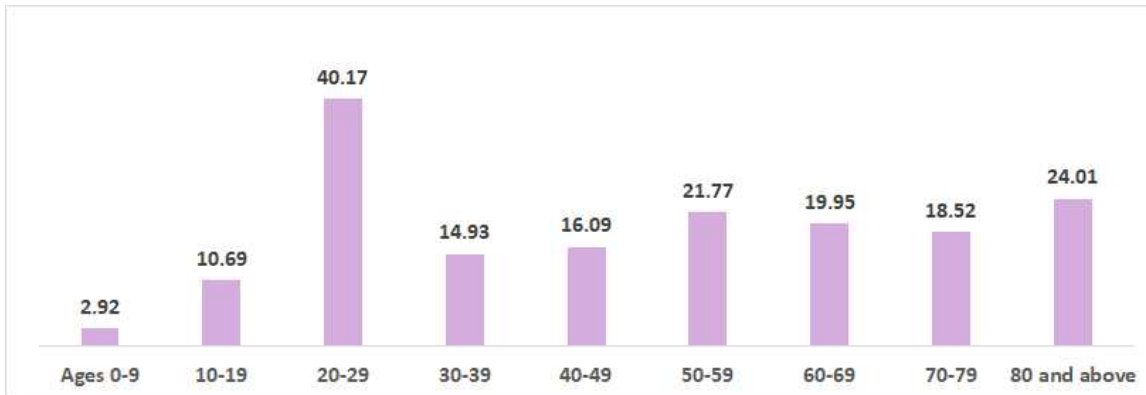
KCDC

Korea Centers for Disease Control & Prevention

Updates on COVID-19 in Republic of Korea

3 April 2020

○ Incidence rate by age group (per 100,000):



○ Weekly trend of imported cases:

