



KCDC

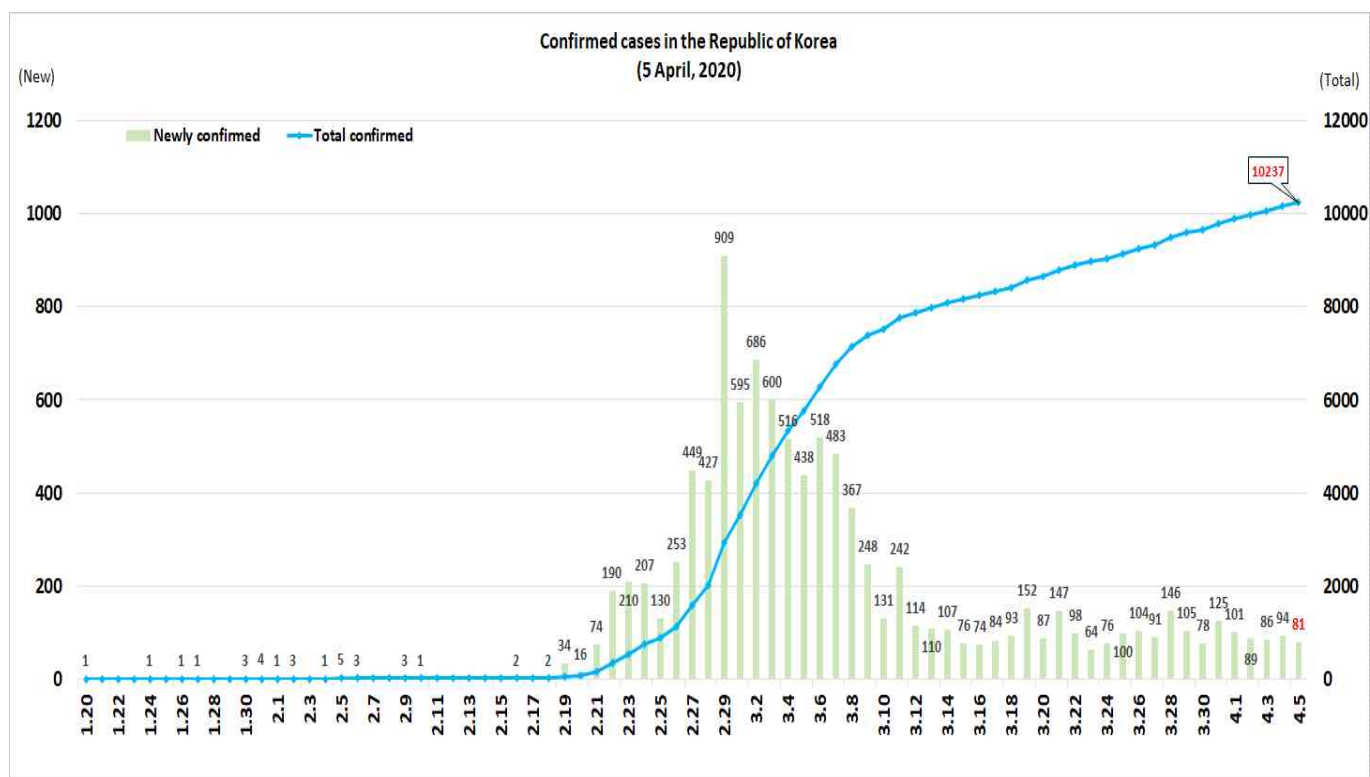
Korea Centers for Disease Control & Prevention

# The Updates of COVID-19 in Republic of Korea

As of 5 April, 2020

○ As of 0:00, 5 April 2020, the total number of confirmed cases is 10,237 (including 741 imported cases), of which 6,463 cases have been discharged from isolation. Newly confirmed cases are 81 in total.

Period (since 3 Jan)	Total	Tested positive (PCR)				Being tested	Tested negative
		Confirmed	Discharged	Isolated	Deceased		
As of 0:00 4 April (Sat.)	455,032	10,156	6,325	3,654	177	20,144	424,732
As of 0:00 5 April (Sun.)	461,233	10,237	6,463	3,591	183	19,571	431,425
Difference	(+)6,201	(+)81	(+)138	(-)63	(+)6	(-)573	(+)6,693



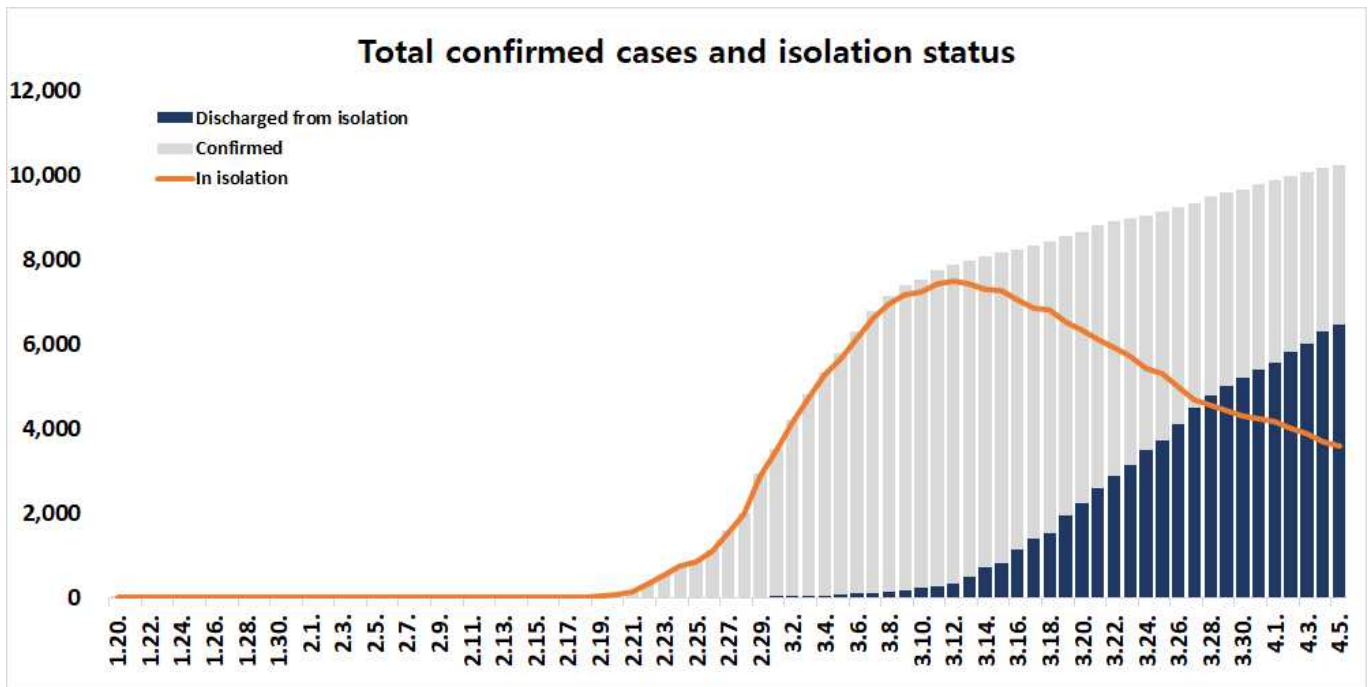
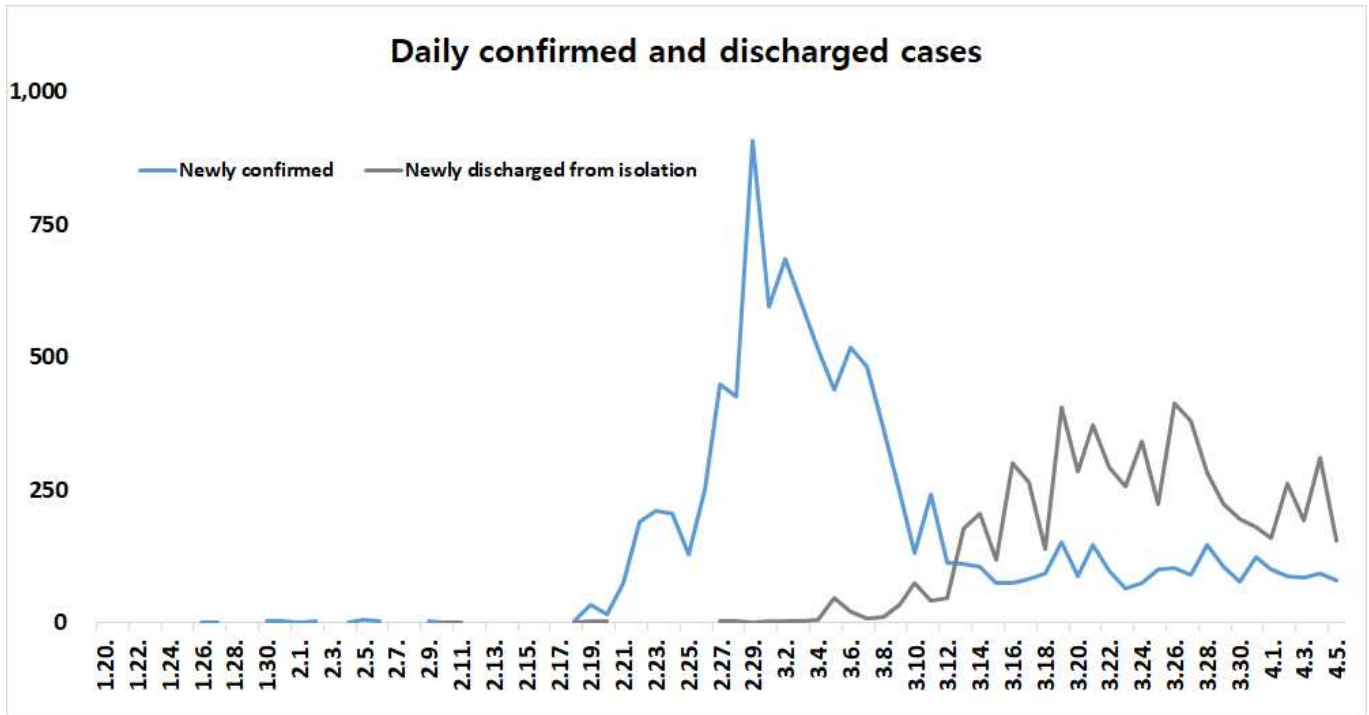


KCDC

Korea Centers for Disease Control & Prevention

# The Updates of COVID-19 in Republic of Korea

As of 5 April, 2020





KCDC

Korea Centers for Disease Control & Prevention

# The Updates of COVID-19 in Republic of Korea

As of 5 April, 2020

## ○ Regional distribution of total confirmed cases:

	Total	City							
		Seoul	Busan	Daegu	Incheon	Gwangju	Daejeon	Ulsan	Sejong
Isolated	3,591	407	29	1,868	54	12	19	12	31
Discharged	6,463	145	90	4,773	25	15	18	27	15
Deceased	183	0	3	127	0	0	0	1	0
<b>Subtotal</b>	<b>10,237</b>	<b>552</b>	<b>122</b>	<b>6,768</b>	<b>79</b>	<b>27</b>	<b>37</b>	<b>40</b>	<b>46</b>
(Difference)	<b>81</b>	<b>24</b>	<b>0</b>	<b>7</b>	<b>2</b>	<b>1</b>	<b>1</b>	<b>0</b>	<b>0</b>
Imported case	40	10	0	1	1	1	0	0	0
Local transmission	41	14	0	6	1	0	1	0	0

	Province									Other
	Gyeonggi	Gangwon	Chungbuk	Chungnam	Jeonbuk	Jeonnam	Gyeongbuk	Gyeongnam	Jeju	Airport screening
Isolated	357	20	17	33	9	11	371	32	8	301
Discharged	208	24	28	102	7	4	899	77	4	2
Deceased	7	1	0	0	0	0	44	0	0	0
<b>Subtotal</b>	<b>572</b>	<b>45</b>	<b>45</b>	<b>135</b>	<b>16</b>	<b>15</b>	<b>1,314</b>	<b>109</b>	<b>12</b>	<b>303</b>
(Difference)	<b>10</b>	<b>3</b>	<b>0</b>	<b>0</b>	<b>1</b>	<b>0</b>	<b>4</b>	<b>1</b>	<b>3</b>	<b>24</b>
Imported case	1	1	0	0	0	0	0	0	1	24
Local transmission	9	2	0	0	1	0	4	1	2	0

## ○ Case distribution and incidence rate by region:

Region	# of cases	(%)	Incidence rate (per 0.1M)	Region	# of cases	(%)	Incidence rate (per 0.1M)	
Seoul	552	(5.39)	5.67	Gyeonggi	572	(5.59)	4.32	
Busan	122	(1.19)	3.58	Gangwon	45	(0.44)	2.92	
Daegu	6,768	(66.11)	277.78	Chungbuk	45	(0.44)	2.81	
Incheon	79	(0.77)	2.67	Chungnam	135	(1.32)	6.36	
Gwangju	27	(0.26)	1.85	Jeonbuk	16	(0.16)	0.88	
Daejeon	37	(0.36)	2.51	Jeonnam	15	(0.15)	0.80	
Ulsan	40	(0.39)	3.49	Gyeongbuk	1,314	(12.84)	49.35	
Sejong	46	(0.45)	13.44	Gyeongnam	109	(1.06)	3.24	
Airport Screening	303	(2.96)	-	Jeju	12	(0.12)	1.79	
Total				Total				
				10,237		(100)		19.74



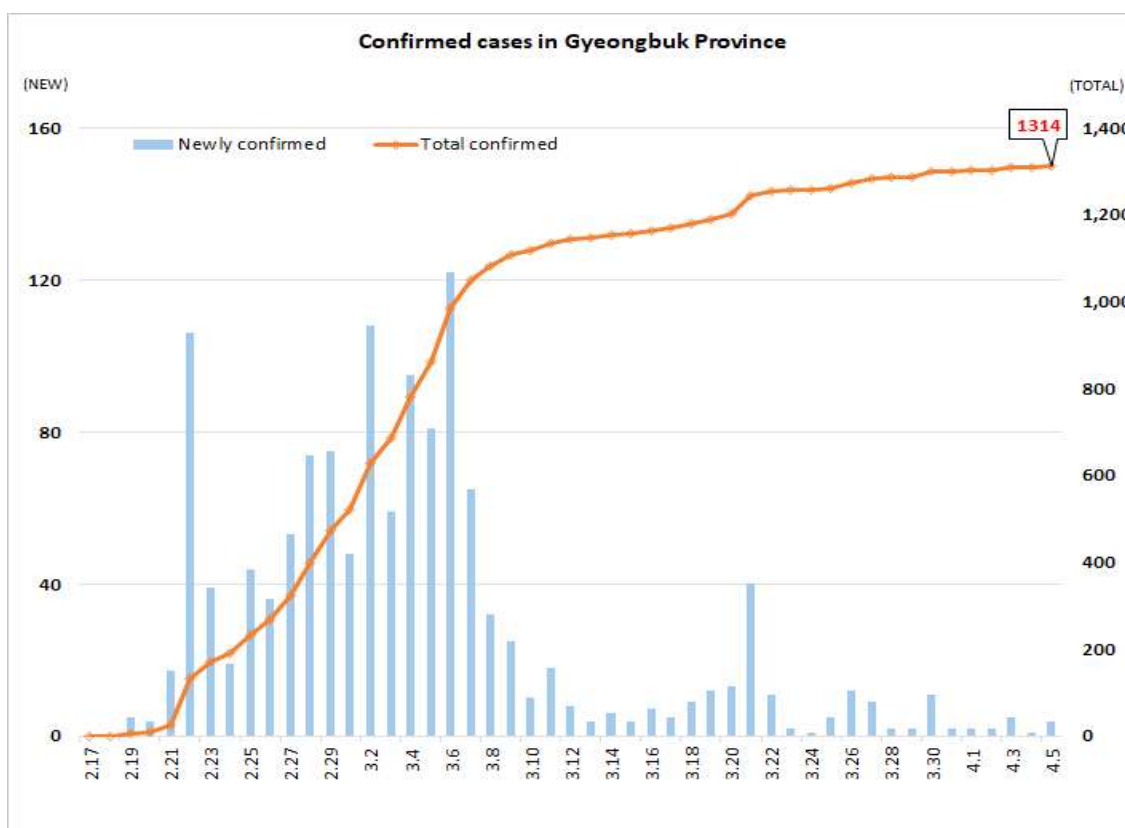
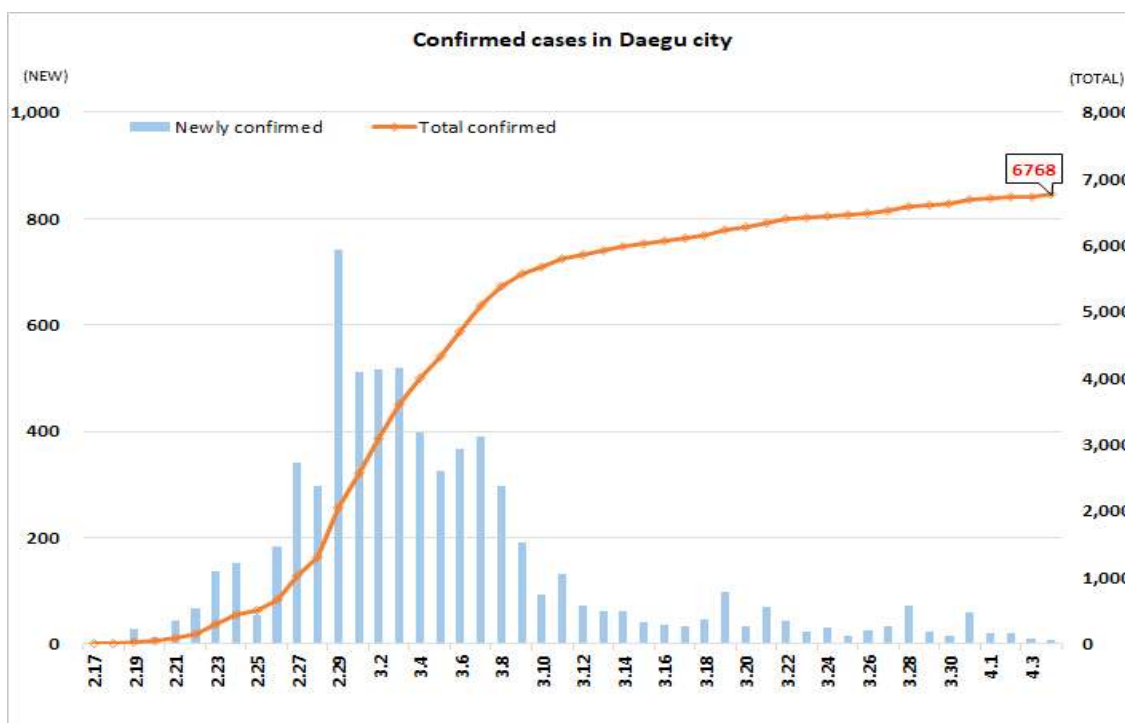
KCDC

Korea Centers for Disease Control & Prevention

# The Updates of COVID-19 in Republic of Korea

As of 5 April, 2020

## ○ Daily cases trends by region:



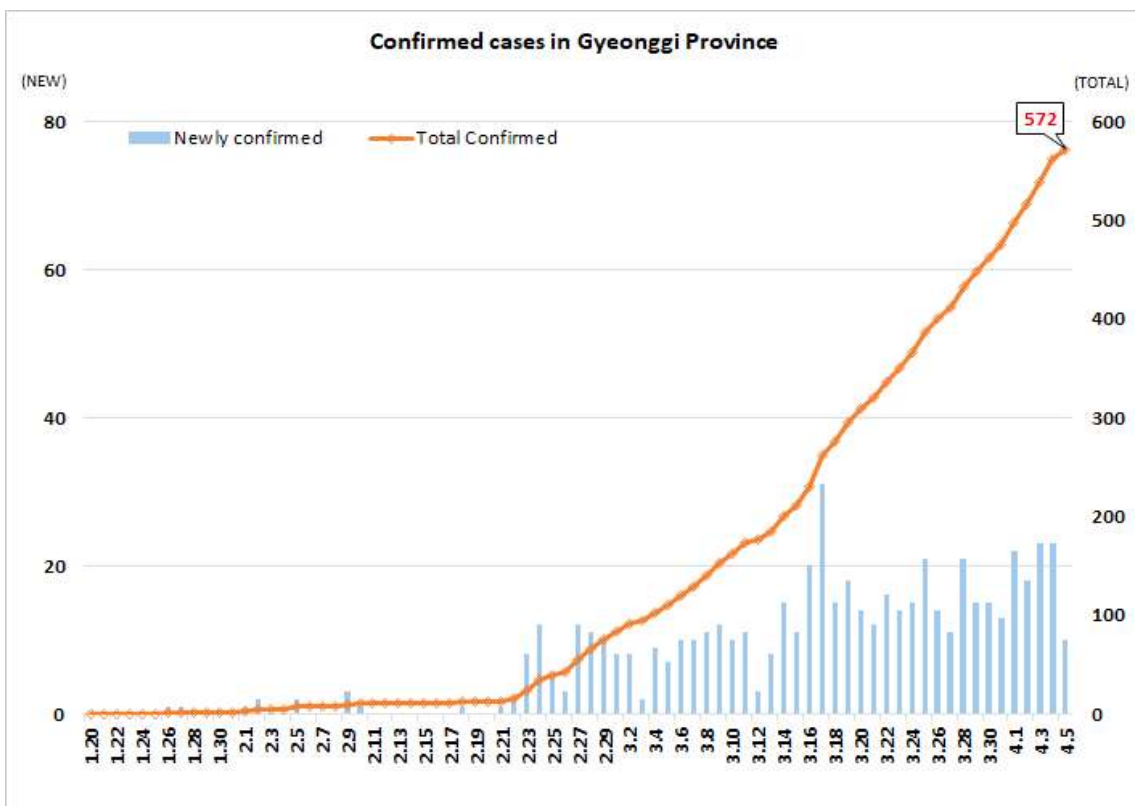
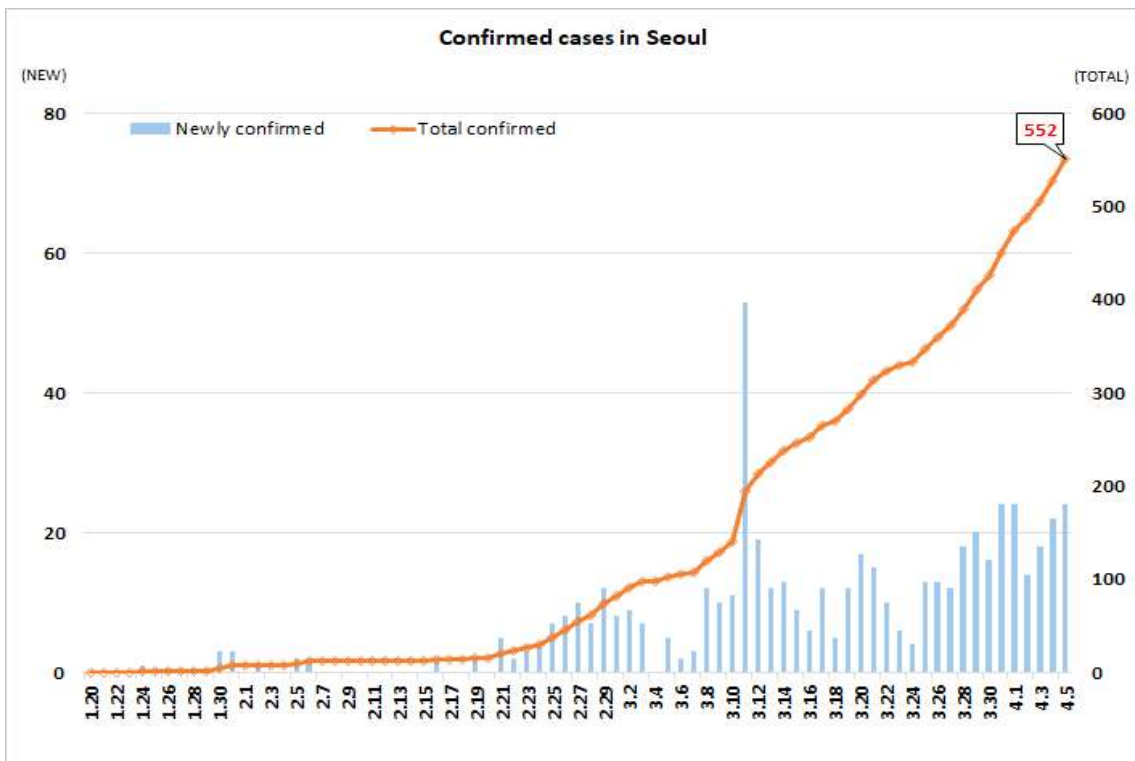


KCDC

Korea Centers for Disease Control & Prevention

# The Updates of COVID-19 in Republic of Korea

As of 5 April, 2020





KCDC

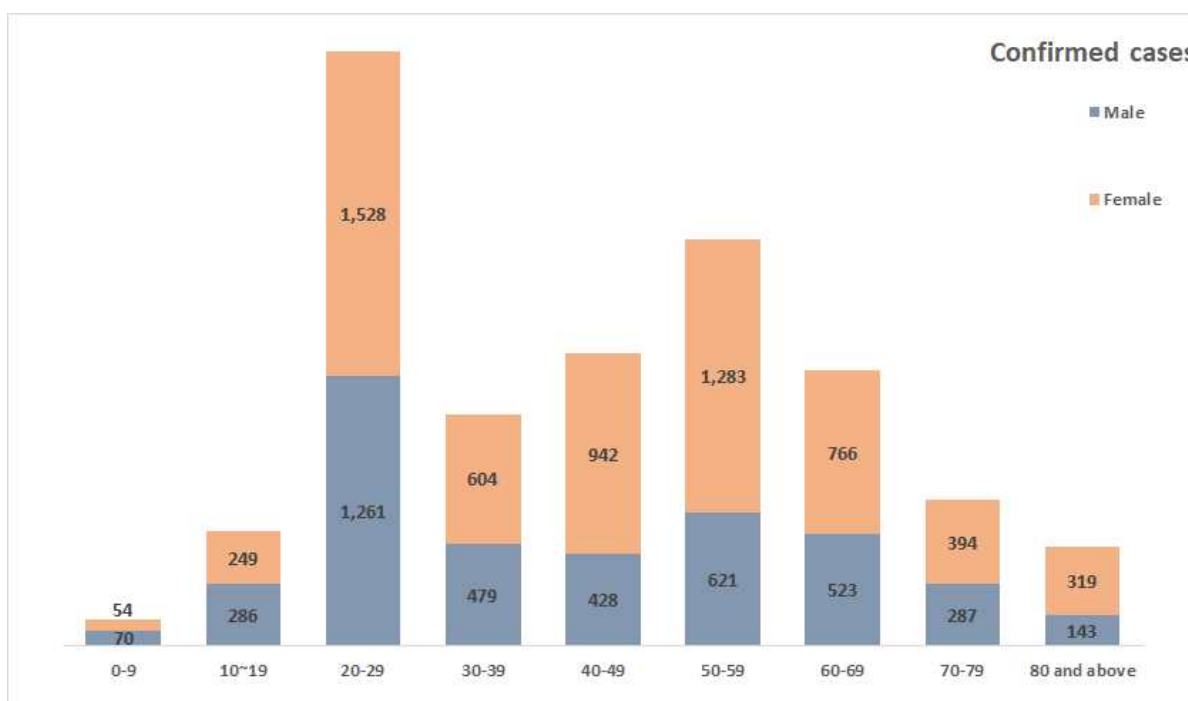
Korea Centers for Disease Control & Prevention

# The Updates of COVID-19 in Republic of Korea

As of 5 April, 2020

## ○ Case distribution by gender and age group:

		Confirmed Cases (%)	Deaths (%)	Fatality rate (%)
Total		10,237 (100)	183 (100)	1.79
Sex	Male	4,098 (40.03)	97 (53.01)	2.37
	Female	6,139 (59.97)	86 (46.99)	1.40
Age	80 and above	462 (4.51)	91 (49.73)	19.70
	70-79	681 (6.65)	51 (27.87)	7.49
	60-69	1,289 (12.59)	25 (13.66)	1.94
	50-59	1,904 (18.60)	13 (7.10)	0.68
	40-49	1,370 (13.38)	2 (1.09)	0.15
	30-39	1,083 (10.58)	1 (0.55)	0.09
	20-29	2,789 (27.24)	0 (0.00)	-
	10-19	535 (5.23)	0 (0.00)	-
	0-9	124 (1.21)	0 (0.00)	-



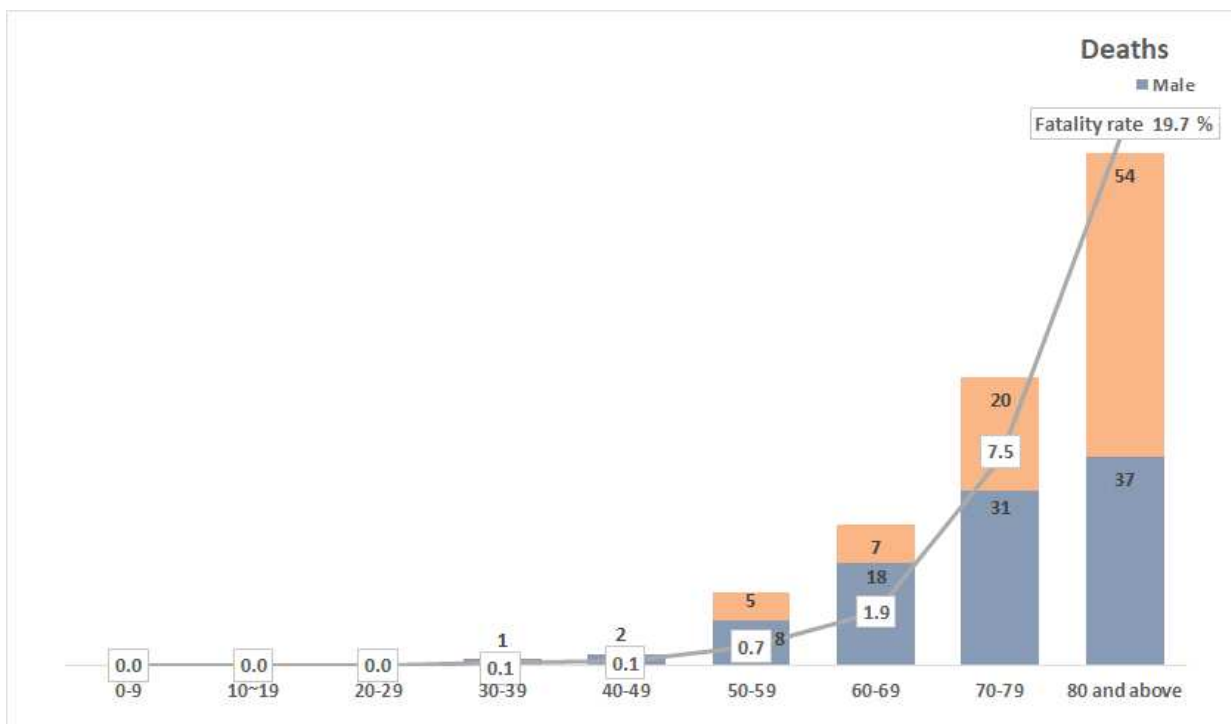


KCDC

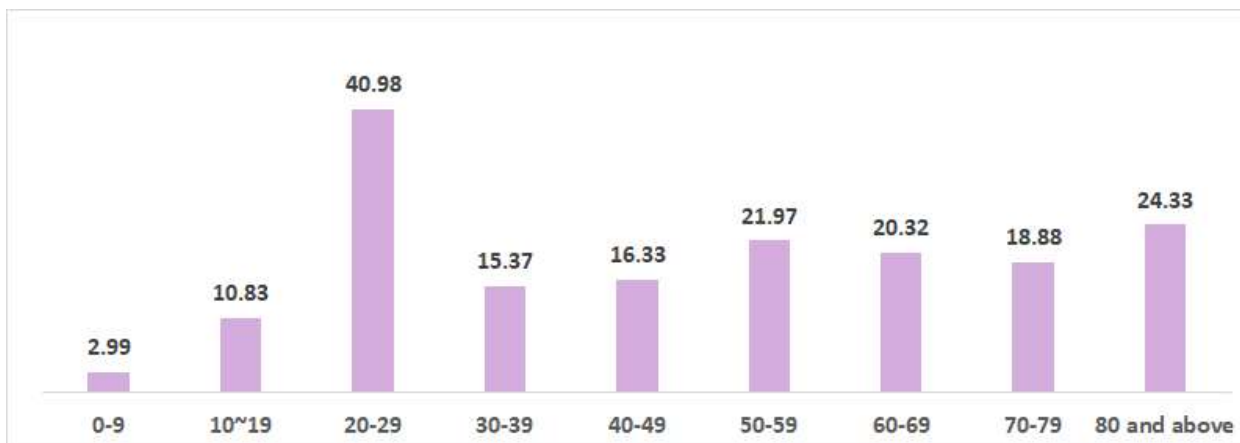
Korea Centers for Disease Control & Prevention

# The Updates of COVID-19 in Republic of Korea

As of 5 April, 2020



○ Incidence rate by age group (per 100,000):





KCDC

Korea Centers for Disease  
Control & Prevention

# The Updates of COVID-19 in Republic of Korea

As of 5 April, 2020

## ○ Weekly trend of imported cases:

