



KCDC

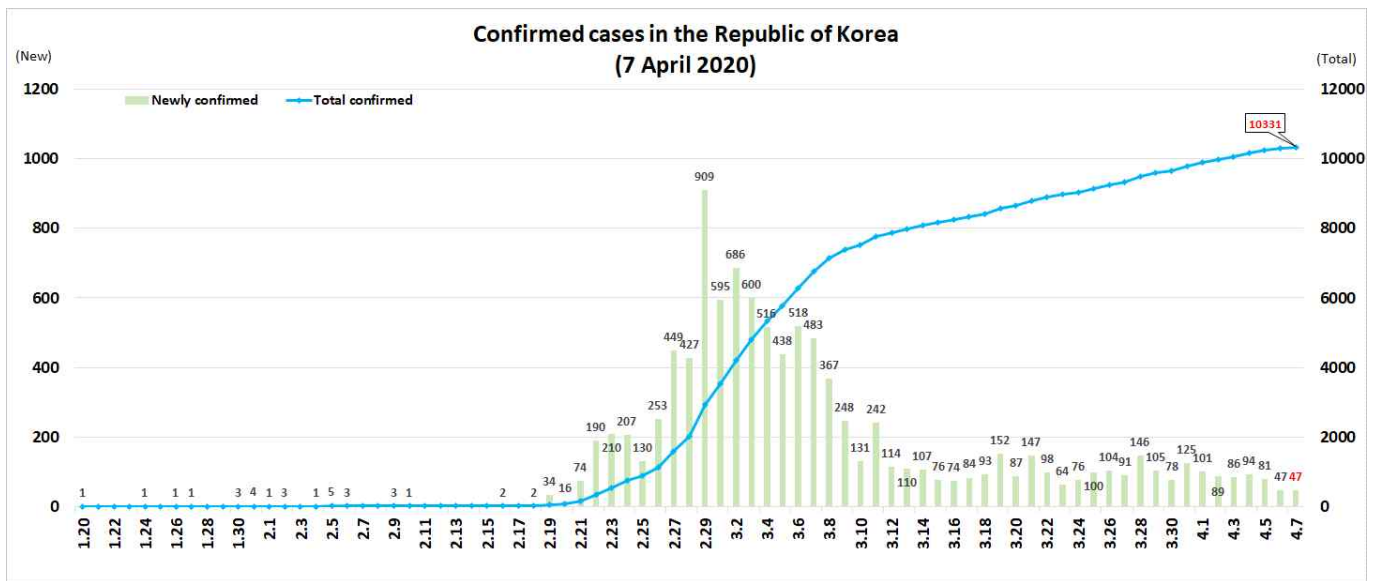
Korea Centers for Disease Control & Prevention

Updates on COVID-19 in Republic of Korea

7 April 2020

- As of 0:00, 7 April 2020, the total number of confirmed cases is 10,331 (including 802 imported cases), of which 6,694 cases have been discharged from isolation. Newly confirmed cases are 47 in total.

Period (since 3 Jan)	Total	Tested positive (PCR)				Being tested	Tested negative
		Confirmed	Discharged	Isolated	Deceased		
As of 0:00 6 April (Mon)	466,804	10,284	6,598	3,500	186	19,295	437,225
As of 0:00 7 April (Tues)	477,304	10,331	6,694	3,445	192	20,650	446,323
Difference	(+)10,500	(+)47	(+)96	(-)55	(+)6	(+)1,355	(+)9,098



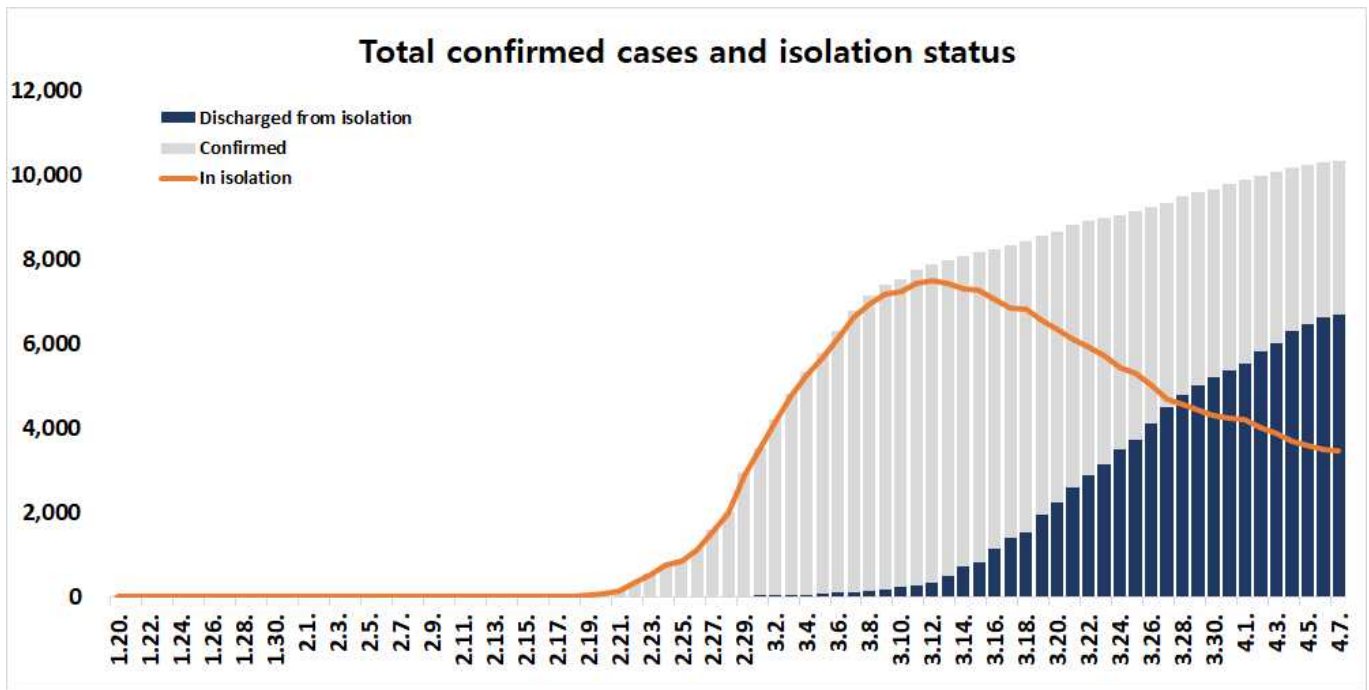
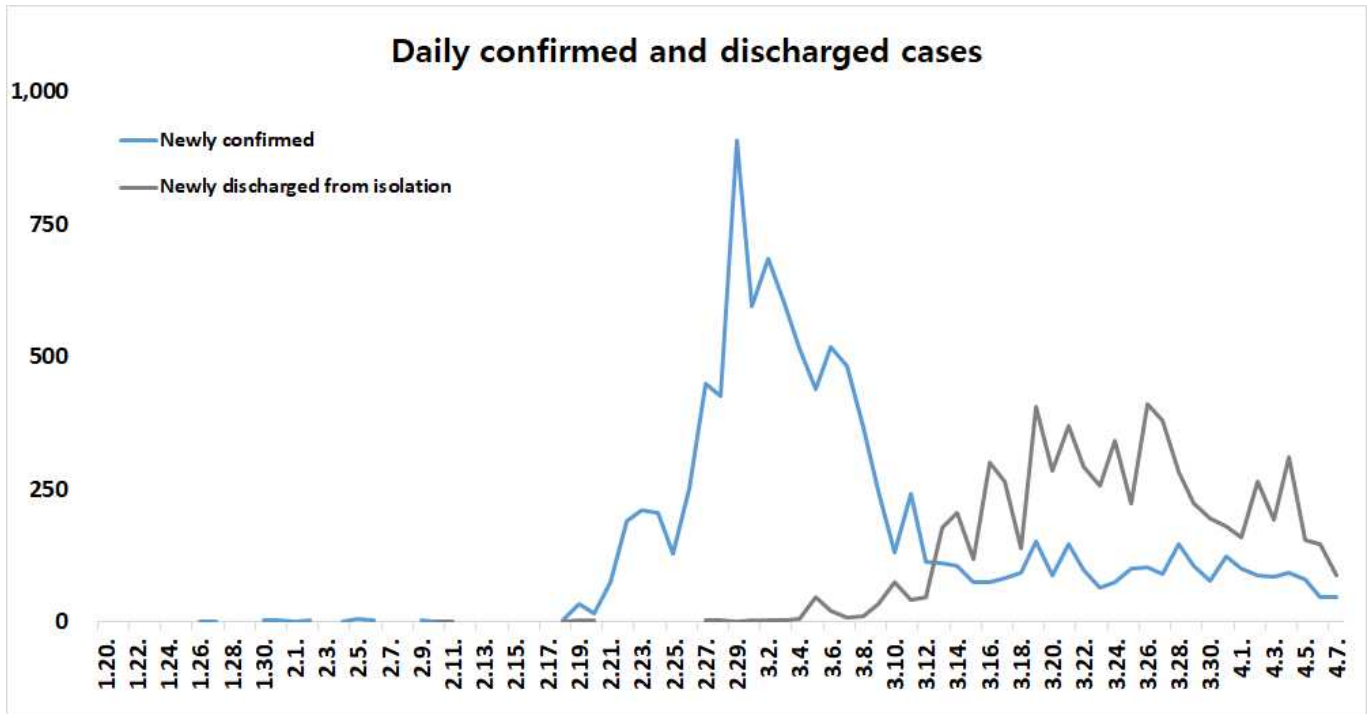


KCDC

Korea Centers for Disease Control & Prevention

Updates on COVID-19 in Republic of Korea

7 April 2020





KCDC

Korea Centers for Disease Control & Prevention

Updates on COVID-19 in Republic of Korea

7 April 2020

○ Regional distribution of total confirmed cases:

	Total	City							
		Seoul	Busan	Daegu	Incheon	Gwangju	Daejeon	Ulsan	Sejong
Isolated	3,445	403	29	1,742	53	12	19	11	29
Discharged	6,694	164	91	4,918	27	15	20	28	17
Deceased	192	0	3	134	0	0	0	1	0
Subtotal	10,331	567	123	6,794	80	27	39	40	46
<i>Difference</i>	<i>47</i>	<i>4</i>	<i>1</i>	<i>13</i>	<i>0</i>	<i>0</i>	<i>0</i>	<i>0</i>	<i>0</i>

	Gyeonggi	Gangwon	Chungbuk	Chungnam	Jeonbuk	Jeonnam	Gyeongbuk	Gyeongnam	Jeju	Other
										Airport screening
Isolated	357	22	16	33	9	11	337	32	8	322
Discharged	226	24	29	104	7	4	934	80	4	2
Deceased	7	1	0	0	0	0	46	0	0	0
Subtotal	590	47	45	137	16	15	1,317	112	12	324
<i>Difference</i>	<i>10</i>	<i>2</i>	<i>0</i>	<i>1</i>	<i>0</i>	<i>0</i>	<i>1</i>	<i>1</i>	<i>0</i>	<i>14</i>

○ Case distribution and incidence rate by region:

Region	# of cases	(%)	Incidence rate (per 0.1M)	Region	# of cases	(%)	Incidence rate (per 0.1M)
Seoul	567	(5.49)	5.83	Gyeonggi	590	(5.71)	4.45
Busan	123	(1.19)	3.61	Gangwon	47	(0.45)	3.05
Daegu	6,794	(65.76)	278.84	Chungbuk	45	(0.44)	2.81
Incheon	80	(0.77)	2.71	Chungnam	137	(1.33)	6.45
Gwangju	27	(0.26)	1.85	Jeonbuk	16	(0.15)	0.88
Daejeon	39	(0.38)	2.65	Jeonnam	15	(0.15)	0.80
Ulsan	40	(0.39)	3.49	Gyeongbuk	1,317	(12.75)	49.46
Sejong	46	(0.45)	13.44	Gyeongnam	112	(1.08)	3.33
Airport Screening	324	(3.14)	-	Jeju	12	(0.12)	1.79
Total				10,331 (100) 19.93			



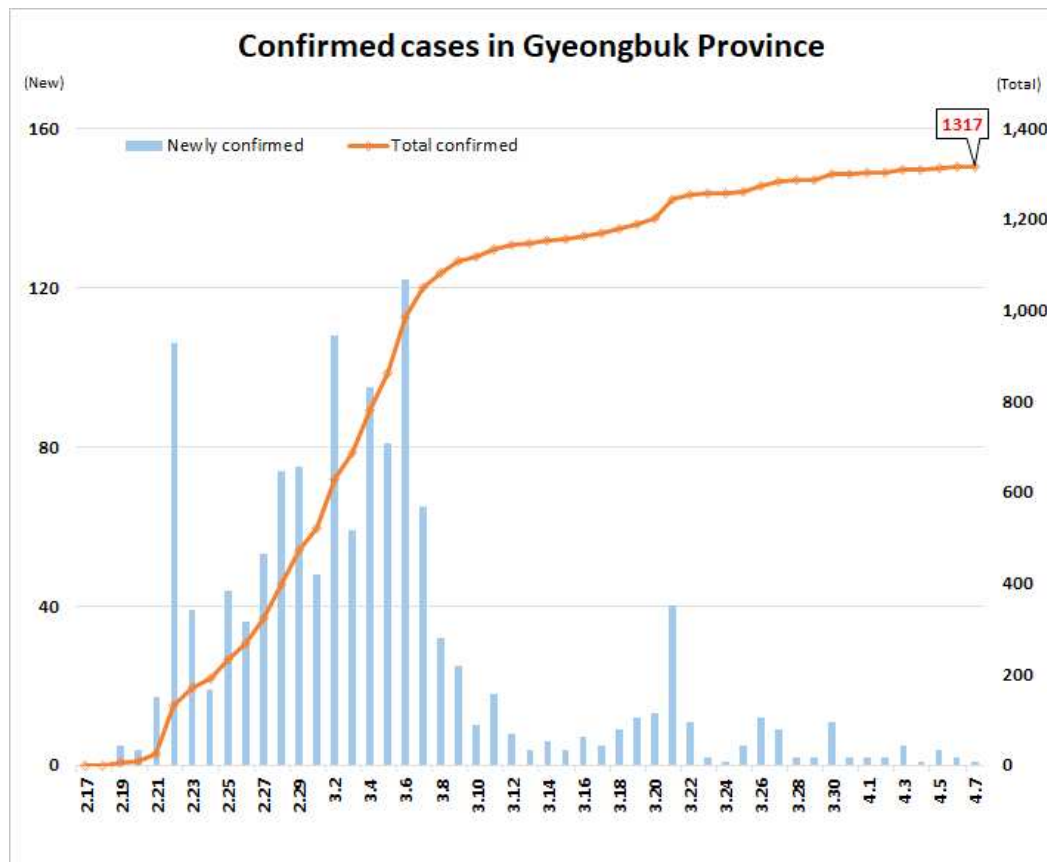
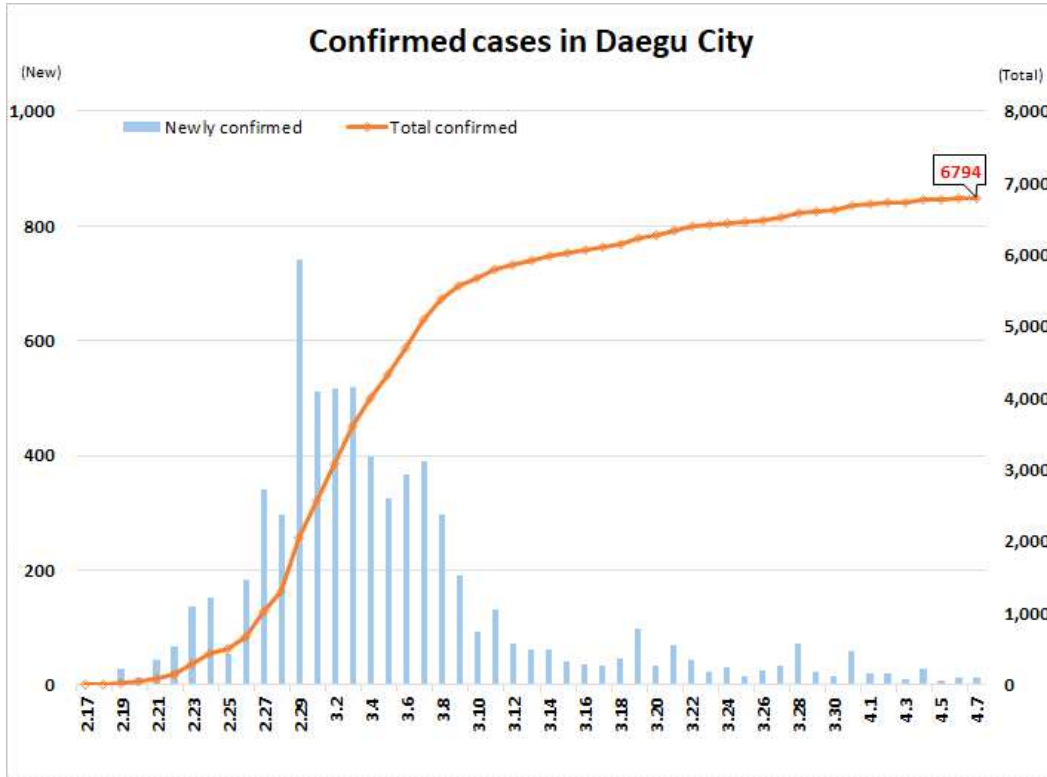
KCDC

Korea Centers for Disease Control & Prevention

Updates on COVID-19 in Republic of Korea

7 April 2020

○ Daily cases trends by region:



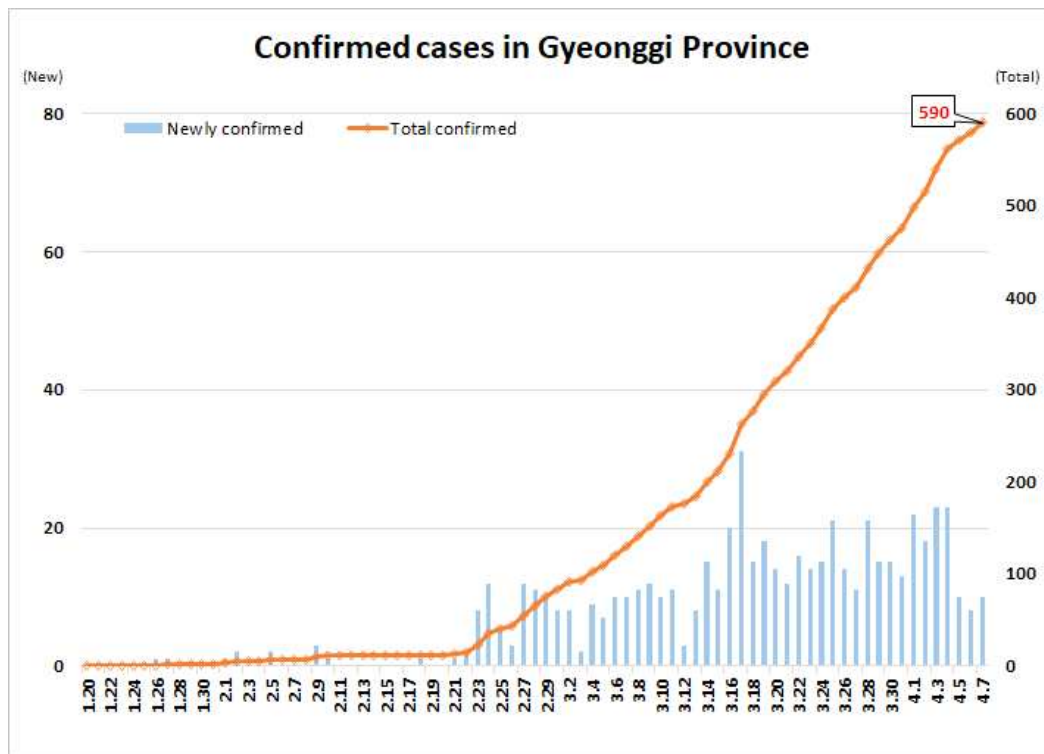
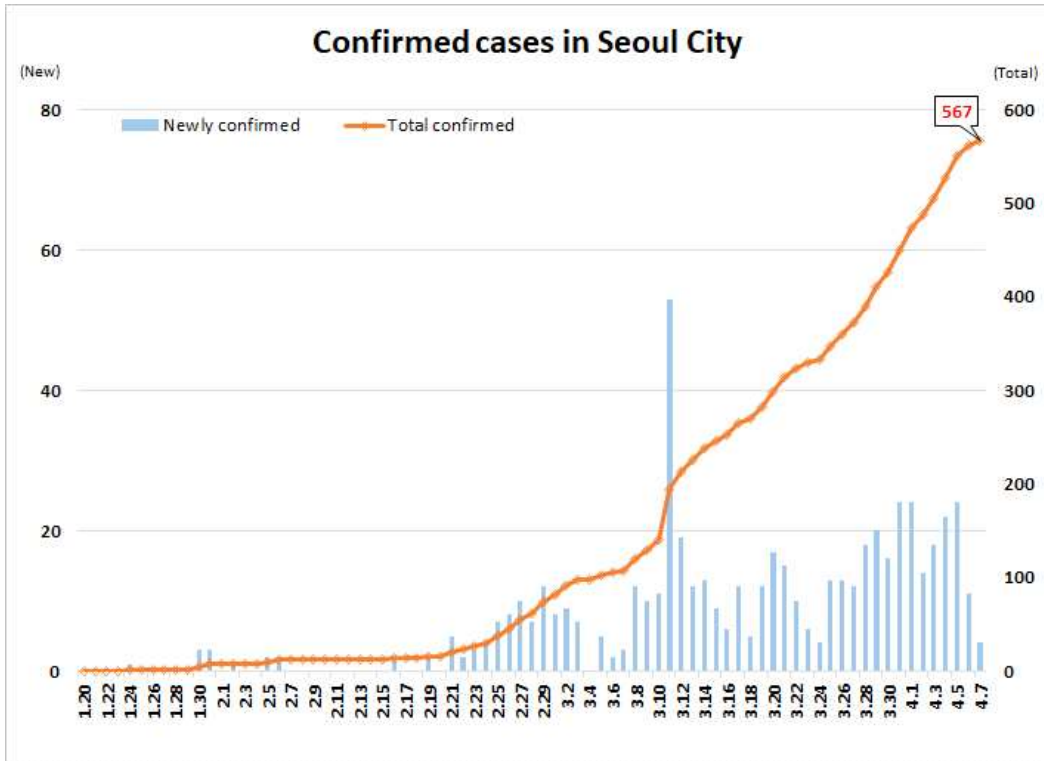


KCDC

Korea Centers for Disease Control & Prevention

Updates on COVID-19 in Republic of Korea

7 April 2020





KCDC

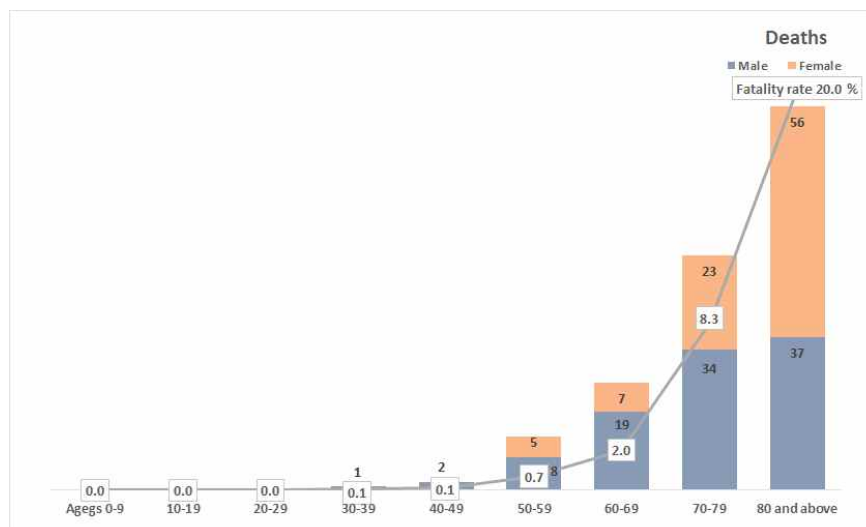
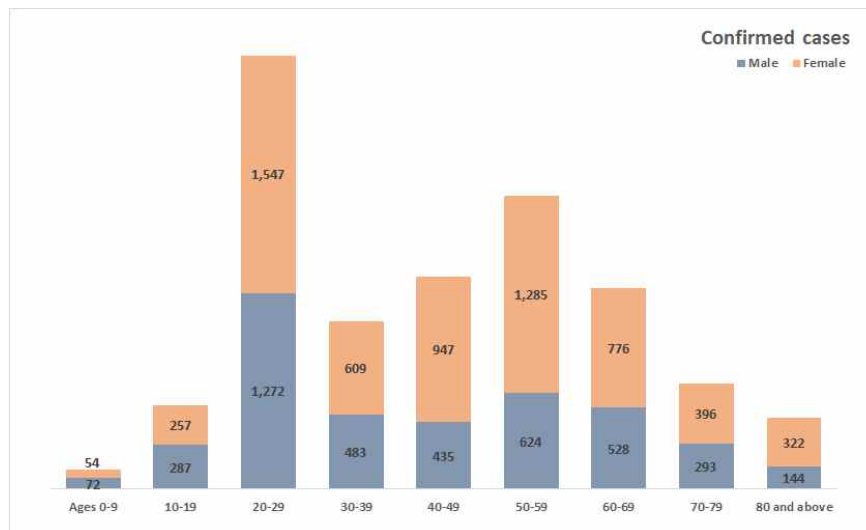
Korea Centers for Disease Control & Prevention

Updates on COVID-19 in Republic of Korea

7 April 2020

○ Case distribution by gender and age group:

		Confirmed Cases (%)	Deaths (%)	Fatality rate (%)
Total		10,331 (100)	192 (100)	1.86
Sex	Male	4,138 (40.05)	101 (52.60)	2.44
	Female	6,193 (59.95)	91 (47.40)	1.47
Age	80 and above	466 (4.51)	93 (48.44)	19.96
	70-79	689 (6.67)	57 (29.69)	8.27
	60-69	1,304 (12.62)	26 (13.54)	1.99
	50-59	1,909 (18.48)	13 (6.77)	0.68
	40-49	1,382 (13.38)	2 (1.04)	0.14
	30-39	1,092 (10.57)	1 (0.52)	0.09
	20-29	2,819 (27.29)	0 (0.00)	-
	10-19	544 (5.27)	0 (0.00)	-
	0-9	126 (1.22)	0 (0.00)	-





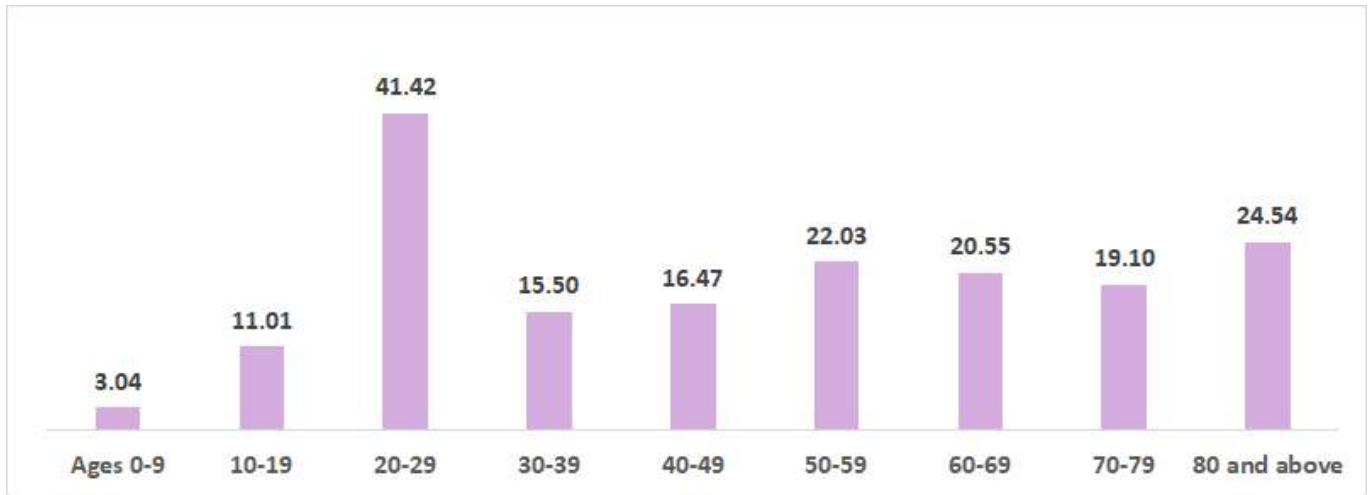
KCDC

Korea Centers for Disease Control & Prevention

Updates on COVID-19 in Republic of Korea

7 April 2020

○ Incidence rate by age group (per 100,000):



○ Weekly trend of imported cases:

