



KCDC

Korea Centers for Disease Control & Prevention

# Updates on COVID-19 in Republic of Korea

31 August 2020

- As of 0:00, 31 August 2020, the total number of confirmed cases is 19,947 (including 2,823 imported cases), of which 14,973 cases have been discharged from isolation. There are 238 new local cases, 10 new imported cases, and 1 new death.

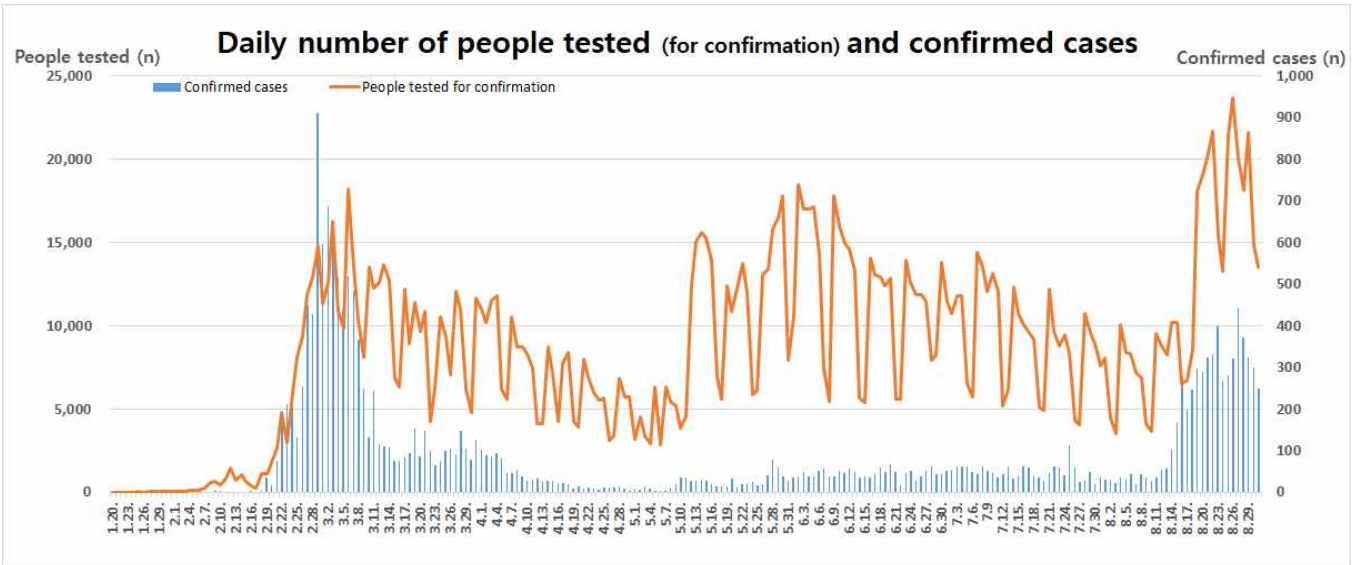
## Overall case and test status, as of 0:00, 31 August (cumulative since 3 January 2020)

Period (since 3 Jan)	Total	Tested positive (PCR)				Testing in progress	Tested negative (PCR)
		Confirmed	Discharged from isolation	Under isolation	Deceased		
As of 0:00 30 August (Sun)	1,924,170	19,699	14,903	4473	323	58,021	1,846,450
<b>As of 0:00 31 August (Mon)</b>	<b>1,937,689</b>	<b>19,947</b>	<b>14,973</b>	<b>4650</b>	<b>324</b>	<b>57,876</b>	<b>1,859,866</b>
Difference	+13,519	+248	+70	+177	+1	-145	+13,416

\* Based on case data reported to the KCDC

\*\* Testing in progress includes number of completed tests with negative results that are being recorded with delays

※ Figures subject to correction based on findings from epidemiological investigations



- Major local clusters as of 12:00 today (31 August):

\* The specific figures below may differ from the daily reported statistics or figures disclosed by local municipalities due to factors such as report timing and differences in the time period considered

- Related to Sarang Jeil Church in Seongbuk-gu, Seoul City, 21 additional cases were confirmed from contact investigation. In total, 1,056 cases have been confirmed.
  - 982 cases total in capital area (Seoul, Incheon, and Gyeonggi)
  - 74 cases total in other areas (Busan, Daegu, Daejeon, Gangwon, Chungbuk, Chungnam, Jeonbuk, Jeonnam, Gyeongbuk, Gyeongnam)
  - Church members or visitors (586), further transmission (378), under investigation (92)
  - To date, 159 confirmed cases of further transmissions from Sarang Jeil Church have been found related to 25 venues. Investigation is underway.



KCDC

Korea Centers for Disease  
Control & Prevention

# Updates on COVID-19 in Republic of Korea

31 August 2020

- Related to August 15 Seoul rallies, 30 additional cases were confirmed from investigation. In total, 399 cases have been confirmed.
  - Rally related (162), further transmissions (152), police (8), under investigation (77)
  - 214 cases total in capital area (Seoul, Incheon, and Gyeonggi)
  - 185 cases total in other areas (Busan, Daegu, Gwangju, Daejeon, Ulsan, Gangwon, Chungbuk, Chungnam, Gyeongbuk, Gyeongnam)
  - To date, 120 confirmed cases of further transmissions from August 15 rallies have been found related to 11 venues. Investigation is underway.
  
- Related to Gwonneung Church in Yeongdeungpo-gu, Seoul City, 12 additional cases were confirmed. In total, 29 cases have been confirmed.
  - Formerly referred to as Great Wonders Church
  - Index case (1), church members (15), family and friends (13)
  - Includes 11 confirmed cases (2 new) related to Ilisam Nursing Home in Goyang-si, Gyeonggi Province
  
- Related to Seoul Theological College in Dongjak-gu, Seoul City, 9 additional cases were confirmed from contact investigation. In total, 31 cases have been confirmed.
  
- A military related office in Mapo-gu, Seoul City, first case was confirmed related to 27 August and 8 additional cases were confirmed from contact investigation. In total, 9 cases have been confirmed. Investigation is underway.
  
- Related to an officetel in Yeonje-gu, Busan City, first case was confirmed on 28 August and 7 additional cases were confirmed from contact investigation. In total, 8 cases have been confirmed.
  
- Related to Rooftop Garden guesthouse in Jeju, first case was confirmed on 27 August and 6 additional cases were confirmed from contact investigation. In total, 7 cases have been confirmed.
  
- Imported cases as of 0:00, 31 August:
  - 10 new imported cases
    - 3 were confirmed at the point of entry and 7 were confirmed in the community while in mandatory self-quarantine after arrival
    - 3 Korean nationals and 7 foreign nationals
  
  - Infection acquisition location (presumed):
    - Asia excluding China: Russia 2, Bangladesh 1, Indonesia 1, Oman 1
    - Europe: Germany 1, UK 1, Turkey 1
    - Americas : US 1, Brazil 1



KCDC

Korea Centers for Disease Control & Prevention

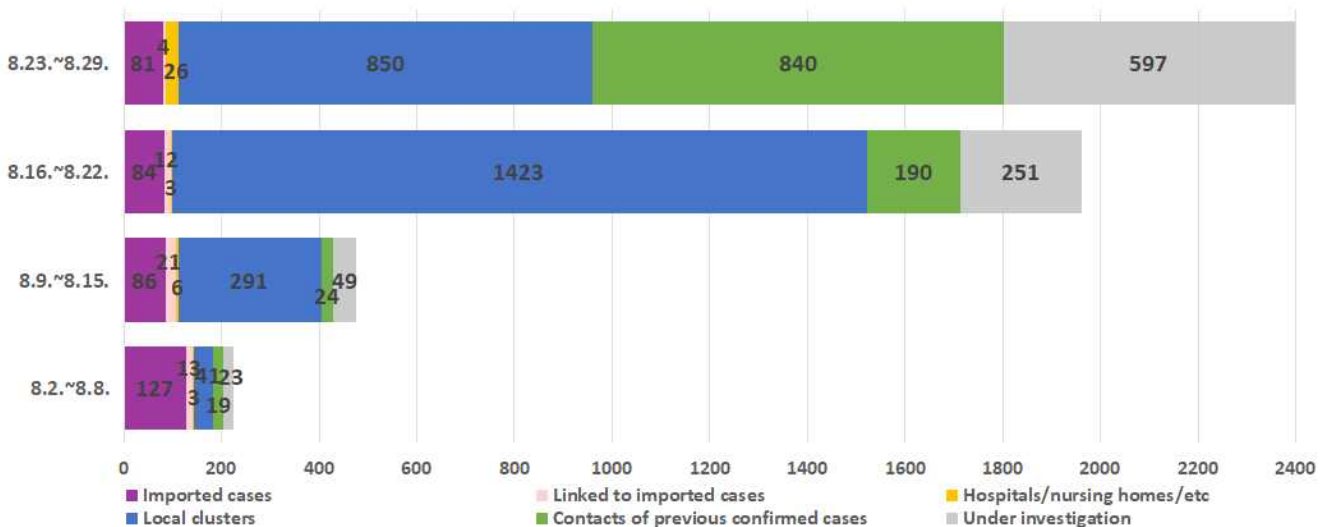
# Updates on COVID-19 in Republic of Korea

31 August 2020

□ Last two weeks' COVID-19 statistics:

	8.2. ~ 8.15.	8.16. ~ 8.29.
<b>Average daily new local cases</b>	35.0	299.7
<b>Seoul, Incheon, Gyeonggi</b>	30.4	239.1
<b>Average daily new imported cases</b>	15.2	11.8
<b>Local clusters (new)</b>	23	40
<b>Unknown chain of transmission</b>	10.2% (72/703)	19.4% (848/4361)
<b>Under management (Confirmed while under self-quarantine)</b>	Under 80%	Under 80%
<b>New cases aged 20-39</b>	31.9%	23.1%
<b>New cases aged 60 or above</b>	23.9%	33.3%
<b>Daily average severe/critical cases</b>	15.1	29.1

## NEW CASES PER WEEK



- Average daily new local cases increased by over 8-fold (from 35 to 299.7)
- The greater capital region (Seoul, Incheon, Gyeonggi) accounted for 79.8% of cases
- Average daily new imported cases decreased by 3.4 cases (from 15.2 to 11.8)
- 40 local clusters occurred
- Percentage of cases with unknown chain of transmission increased to 19.5%
- Percentage of elderly cases (60 or older) increased
- Percentage of severe/critical cases also increased (from 15.1 to 29.1)
- Chain of transmission:
  - Local clusters: 2,237 cases (52.1%)
  - Contacts of previous confirmed cases: 1,030 cases (23.6%)
  - Under investigation: 848 cases (19.4%)
  - Nationwide spread continuing through multiple mass infections through churches, healthcare facilities, social gatherings, etc.



KCDC

Korea Centers for Disease Control & Prevention

# Updates on COVID-19 in Republic of Korea

31 August 2020

Severe/critical cases and deaths:

- 324 deaths total (cumulative)
- 315 (97.2%) had underlying medical condition(s) such as hypertension or diabetes
- Case fatality rate by age group:

Age group	50 or below	60-69	70-79	80 or above
Deaths	22	42	97	163
Fatality rate	0.15%	1.42%	6.63%	20.71%

- 16 deaths during the last two weeks (16-29 August).
  - 3 aged 90-99
  - 7 aged 80-89
  - 5 aged 70-79
  - 1 aged 60-69
  - 14 had underlying medical condition(s)

Social Distancing Level 2 was extended to the whole nation effective 24 August. KCDC reminds the public that compliance with infection prevention measures and participation in social distancing efforts is the most important to stopping the spread of COVID-19.

- KCDC requests churches, social welfare facilities, healthcare institutions to strictly follow the Social Distancing Level 2 guidelines in order to prevent further domestic spread of infections.
  - All church services need to be held in non-face-to-face forms only and all in-person activities need to be canceled.
  - Convalescent hospitals, social welfare facilities, and other facilities commonly used by the elderly need to have strict control of people who enter the facility, promptly test people who show symptoms, and ensure mask wearing. People who work at such facilities should minimize in-person social activities and avoid visiting publicly used venues.

KCDC reminds the public that COVID-19 transmission can occur through any in-person social activity and advises the public to cancel or postpone all non-essential outings, social gatherings, and travel in order to protect self and others.

**Guidance on proper mask wearing**

- ▲ Wear mask when going out
- ▲ Mask should cover mouth and nose completely
- ▲ Do not touch mask surface with hands
- ▲ Keep mask on at all times except while eating or drinking



KCDC

Korea Centers for Disease  
Control & Prevention

# Updates on COVID-19 in Republic of Korea

31 August 2020

## Public Guidance for Level 2 Social Distancing

- ① Do not go to work if feeling sick
  - Call KCDC call center by dialing 1339 or contact local public health center or screening clinic
- ② Postpone or cancel non-essential outings, social gatherings, events, or travel
  - Essential travel includes getting medical care, buying necessities, or to going to work
  - At restaurants or cafes, order takeout rather than dining in
  - Home training or outdoor exercising is recommended in place of going to gyms
  - For social activities, utilize PC or smartphones to have online meetings
  - Use online shopping over physical stores
- ③ If going out, wear mask and follow infection prevention guidelines
  - Do not visit crowded, confined, or close-contact places with poor ventilation
  - Wear mask indoors as well as outdoors whenever 2m distancing can't be maintained
  - Ensure mask covers mouth and nose completely and do not touch mask
  - Keep mask on except to drink or eat
  - Maintain physical distance from other people (2m recommended, 1m minimum)
  - No droplet-producing activities such as shouting, singing out loud, or chanting
  - No physical contact with others such as handshakes or hugs



KCDC

Korea Centers for Disease Control & Prevention

# Updates on COVID-19 in Republic of Korea

31 August 2020

## REGIONAL DISTRIBUTION AND EPIDEMIOLOGICAL LINKS OF CONFIRMED CASES

Region	Confirmed cases									Other major clusters
	Total	Imported cases	Clusters				Other*	Under investigation	New cases	
			Sub-total	Shin-cheonji cluster	Other local clusters	Related to imported cases				
Seoul	3,867	387	2,194	8	2,115	71	561	725	94	Large clusters: • Nightclubs (277) • Richway (208) • Guro-gu call center (170) • Coupang fulfillment center (152) • Gwangju door-to-door sales (150) • Fitness/sport facility in Cheonan (123) • Newly planted churches group (119)  Recent clusters: • Sarang Jeil Church • August 15 Seoul rallies • Athletic college prep class • Lord's Church • Muhan 9roup • In The Light Church • Seoul Theological College • Yoido Full Gospel Church • Prugio Preschool • Daegu Sarangui Church • Fubon Hyundai Life Call Center • Gwongneung Church • Woori Jeil Church • Cheonan Hospital • Namyangju Nursing Home • Fitness facility in Wonju • Galilee Church
Busan	301	45	181	12	116	53	40	35	4	
Daegu	7,047	69	5,285	4,512	769	4	938	755	4	
Incheon	718	87	484	2	474	8	77	70	14	
Gwangju	374	44	278	9	263	6	29	23	9	
Daejeon	256	24	118	2	116	0	72	42	7	
Ulsan	89	31	33	16	13	4	17	8	5	
Sejong	67	9	45	1	43	1	9	4	1	
Gyeonggi	3,260	505	1,884	29	1,789	66	476	395	79	
Gangwon	189	25	116	17	98	1	28	20	3	
Chungbuk	128	25	61	6	48	7	21	21	1	
Chungnam	332	45	207	0	206	1	35	45	9	
Jeonbuk	87	27	30	1	29	0	21	9	1	
Jeonnam	142	26	55	1	52	2	47	14	5	
Gyeongbuk	1,455	41	1,082	566	516	0	198	134	2	
Gyeongnam	236	63	119	32	85	2	32	22	1	
Jeju	45	16	7	0	6	1	15	7	6	
Ports of Entry	1,354	1,354	0	0	0	0	0	0	3	
Total	19,947 (%)	2,823 (14.2)	12,179 (61.1)	5,214 (26.1)	6,738 (33.8)	227 (1.1)	2,616 (13.1)	2,329 (11.7)	248	

\* Includes contacts of confirmed cases

※ The interim classification is based on the reporting location, which may change depending on further epidemiological investigation.



KCDC

Korea Centers for Disease Control & Prevention

# Updates on COVID-19 in Republic of Korea

31 August 2020

## AGE DISTRIBUTION OF SEVERE CASES

	8.18	8.19	8.20	8.21	8.22	8.23	8.24	8.25	8.26	8.27	8.28	8.29	8.30	8.31
<b>Total</b>	9	12	12	18	24	29	31	37	42	46	58	64	70	79
<b>Severe</b>	4	7	7	14	20	23	24	24	24	24	32	34	38	47
<b>Very severe</b>	5	5	5	4	4	6	7	13	18	22	26	30	32	32
	<b>Total</b>		<b>Severe</b>		<b>( % )</b>		<b>Very severe</b>		<b>( % )</b>					
Total	79		47		( 100 )		32		( 100 )					
80 and above	16		13		( 27.7 )		3		( 9.1 )					
70-79	33		17		( 36.2 )		16		( 51.5 )					
60-69	18		11		( 23.4 )		7		( 21.2 )					
50-59	8		5		( 10.6 )		3		( 9.1 )					
40-49	4		1		( 2.1 )		3		( 9.1 )					
30-39	0		0		( 0.0 )		0		( 0.0 )					
20-29	0		0		( 0.0 )		0		( 0.0 )					
10-19	0		0		( 0.0 )		0		( 0.0 )					
0-9	0		0		( 0.0 )		0		( 0.0 )					



KCDC

Korea Centers for Disease  
Control & Prevention

# Updates on COVID-19 in Republic of Korea

31 August 2020

## Confirmed cases by gender and age group

		New cases (%)	Total cases (%)	Incidence rate* (per 100,000)
Total		248 (100)	19,947 (100)	38.47
Sex	Male	114 (45.97)	9,025 (45.24)	34.90
	Female	134 (54.03)	10,922 (54.76)	42.03
Age	80 or above	11 (4.44)	786 (3.94)	41.39
	70-79	26 (10.48)	1464 (7.34)	40.59
	60-69	55 (22.18)	2968 (14.88)	46.78
	50-59	49 (19.76)	3639 (18.24)	41.99
	40-49	28 (11.29)	2692 (13.50)	32.09
	30-39	15 (6.05)	2491 (12.49)	35.36
	20-29	43 (17.34)	4320 (21.66)	63.47
	10-19	11 (4.44)	1145 (5.74)	23.18
	0-9	10 (4.03)	442 (2.22)	10.65

\* Total (cumulative) number of cases reported since January 2020 by sex and age / Population by sex and age (based on resident registration data of the Ministry of the Interior as of January 2020)

## Deaths by gender and age group

		New deaths (%)	Total deaths (%)	Case fatality rate (%)
Total		1 (100)	324 (100)	1.62
Sex	Male	-	172 (53.09)	1.91
	Female	1 (100)	152 (46.91)	1.39
Age	80 or above	-	163 (50.31)	20.71
	70-79	1 (100)	97 (29.94)	6.63
	60-69	-	42 (12.96)	1.42
	50-59	-	16 (4.94)	0.44
	40-49	-	4 (1.23)	0.15
	30-39	-	2 (0.62)	0.08
	20-29	-	0 (0.00)	0.00
	10-19	-	0 (0.00)	0.00
	0-9	-	0 (0.00)	0.00

\* Case fatality rate (CFR) = Number of deaths / Number of confirmed cases x 100





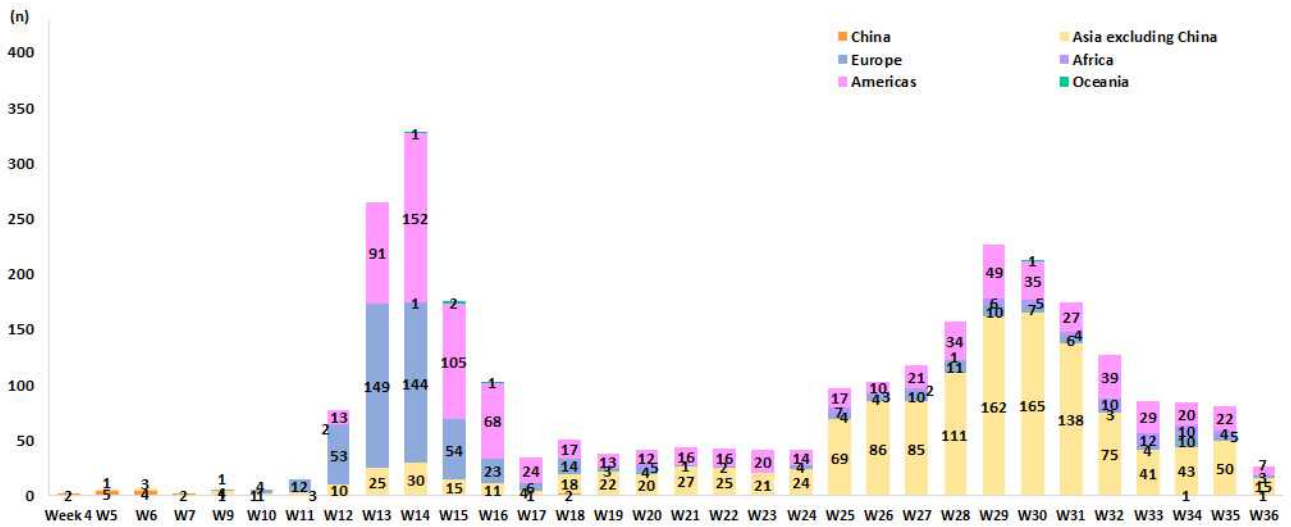
KCDC

Korea Centers for Disease Control & Prevention

# Updates on COVID-19 in Republic of Korea

31 August 2020

## IMPORTED CONFIRMED CASES



## NEW CASES (LAST 2 WEEKS) BY CHAIN OF TRANSMISSION

