



KCDC

Korea Centers for Disease Control & Prevention

# Updates on COVID-19 in Republic of Korea

22 July 2020

- As of 0:00, 22 July 2020, the total number of confirmed cases is 13,879 (including 2,125\*\* imported cases), of which 12,698 cases have been discharged from isolation. There are 29 new local cases, 34 new imported cases, and 1 new death.

## [ Local transmission cases, as of 0:00, 22 July (cumulative since 3 January 2020) ]

	Total	City							
		Seoul	Busan	Daegu	Incheon	Gwangju	Daejeon	Ulsan	Sejong
<b>New</b>	29	16	0	0	4	1	0	0	0
<b>Cumulative</b>	11,754**	1,187	119	6,881**	300	167	147	34	45

	Total	Province							
		Gyeonggi	Gangwon	Chung-buk	Chung-nam	Jeon-buk	Jeon-nam	Gyeong-buk	Gyeong-nam
<b>New</b>	8	0	0	0	0	0	0	0	0
<b>Cumulative</b>	1,083	51	56	159	18	17	1,369	110	11

\*\* Figures corrected as a case previously classified under imported cases has been found to be a local transmission case (imported→local)

## [ Imported cases, as of 0:00, 22 July (cumulative since 3 January 2020) ]

	Total	Region/Country						Where confirmed		Nationality	
		China	Asia ex-China	Europe	Americas	Africa	Oceania	Point of Entry	Community	Korean	Other
<b>New</b>	34	0	28	1	5	0	0	19	15	15	19
<b>Total</b>	2,125**	18** (0.8%)	846 (39.8%)	517 (24.3%)	711 (33.5%)	29 (1.4%)	4 (0.2%)	997 (46.9%)	1,128** (53.1%)	1,438** (67.7%)	687 (32.3%)

\*\* Figures corrected as a case previously classified under imported cases has been found to be a local transmission case (imported→local)

※ America: US 5 / Europe: Turkey 1

Asia ex-China: Uzbekistan 11, Philippines 7, Kazakhstan 4, Indonesia 2, Iraq 1, Qatar 1, Sri Lanka 1, Kuwait 1

## [ Case management status, as of 0:00, 22 July (cumulative since 3 January 2020) ]

	Discharged from isolation	Under isolation	Severe/critical cases	Deceased
As of 0:00 21 July (Tues)	12,643	877	21	296
<b>As of 0:00 22 July (Wed)</b>	12,698	884	21	297
<b>Difference</b>	(+)55	(+)7	-	(+)1

\* Based on case data reported to the KCDC

※ Figures subject to correction based on findings from epidemiological investigations

## [ Overall case and test status, as of 0:00, 22 July (cumulative since 3 January 2020) ]

Period (since 3 Jan)	Total	Tested positive (PCR)				Testing in progress	Tested negative (PCR)
		Confirmed	Discharged from isolation	Under isolation	Deceased		
As of 0:00 21 July (Tues)	1,482,390	13,816	12,643	877	296	23,864	1,444,710
<b>As of 0:00 22 July (Wed)</b>	1,492,071	13,879	12,698	884	297	21,751	1,456,441
<b>Difference</b>	(+)9,681	(+)63	(+)55	(+)7	(+)1	(-)2,113	(+)11,731

\* Based on case data reported to the KCDC

※ Figures subject to correction based on findings from epidemiological investigations



KCDC

Korea Centers for Disease Control & Prevention

# Updates on COVID-19 in Republic of Korea

22 July 2020

## [ Regional distribution of cases, as of 0:00, 22 July (cumulative since 3 January 2020) ]

Region	New cases		Total cases	(% )	Incidence rate* (per 100,000)
	Local	Imported			
Seoul	16	0	1,514	(10.91)	15.55
Busan	0	0	157	(1.13)	4.60
Daegu	0	1	6,937	(49.98)	284.71
Incheon	4	1	377	(2.72)	12.75
Gwangju	1	3	191	(1.38)	13.11
Daejeon	0	0	166	(1.20)	11.26
Ulsan	0	0	57	(0.41)	4.97
Sejong	0	0	50	(0.36)	14.61
Gyeonggi	8	7	1,451	(10.45)	10.95
Gangwon	0	0	72	(0.52)	4.67
Chungbuk	0	1	72	(0.52)	4.50
Chungnam	0	1	187	(1.35)	8.81
Jeonbuk	0	0	39	(0.28)	2.15
Jeonnam	0	0	35	(0.25)	1.88
Gyeongbuk	0	0	1,395	(10.05)	52.39
Gyeongnam	0	1	156	(1.12)	4.64
Jeju	0	0	26	(0.19)	3.88
Border Screening	0	19	997	(7.18)	-
<b>Total</b>	<b>29</b>	<b>34</b>	<b>13,879</b>	<b>(100)</b>	<b>26.77</b>

\* Total (cumulative) number of cases reported since January 2020 of region / Population of region (based on resident registration data of the Ministry of the Interior as of January 2020)

\* Incidence rate based on the number of confirmed cases with the address of the reporting institution

## [ Case status by region (under isolation, discharged from isolation, deceased) (cumulative since 3 January 2020) ]

	Total	City							
		Seoul	Busan	Daegu	Incheon	Gwangju	Daejeon	Ulsan	Sejong
Isolated	884	157	5	17	26	88	29	3	0
Discharged	12,698	1,346	149	6,730	349	101	135	53	50
Deceased	297	11	3	190	2	2	2	1	0
<b>Subtotal</b>	<b>13,879</b>	<b>1,514</b>	<b>157</b>	<b>6,937</b>	<b>377</b>	<b>191</b>	<b>166</b>	<b>57</b>	<b>50</b>

	Gyeonggi	Gangwon	Province						Jeju	Other
			Chung-buk	Chung-nam	Jeon-buk	Jeon-nam	Gyeong-buk	Gyeong-nam		
Isolated	185	10	6	8	12	14	3	14	8	299
Discharged	1,237	59	66	179	27	21	1,338	142	18	698
Deceased	29	3	0	0	0	0	54	0	0	0
<b>Subtotal</b>	<b>1,451</b>	<b>72</b>	<b>72</b>	<b>187</b>	<b>39</b>	<b>35</b>	<b>1,395</b>	<b>156</b>	<b>26</b>	<b>997</b>

\* Based on case data reported to the KCDC

※ Figures subject to correction based on findings from epidemiological investigations



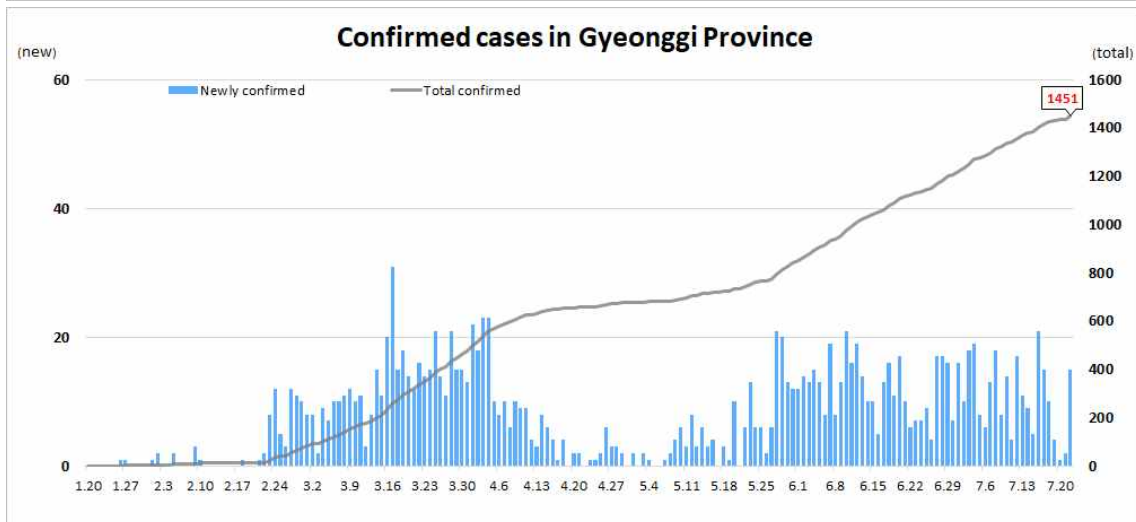
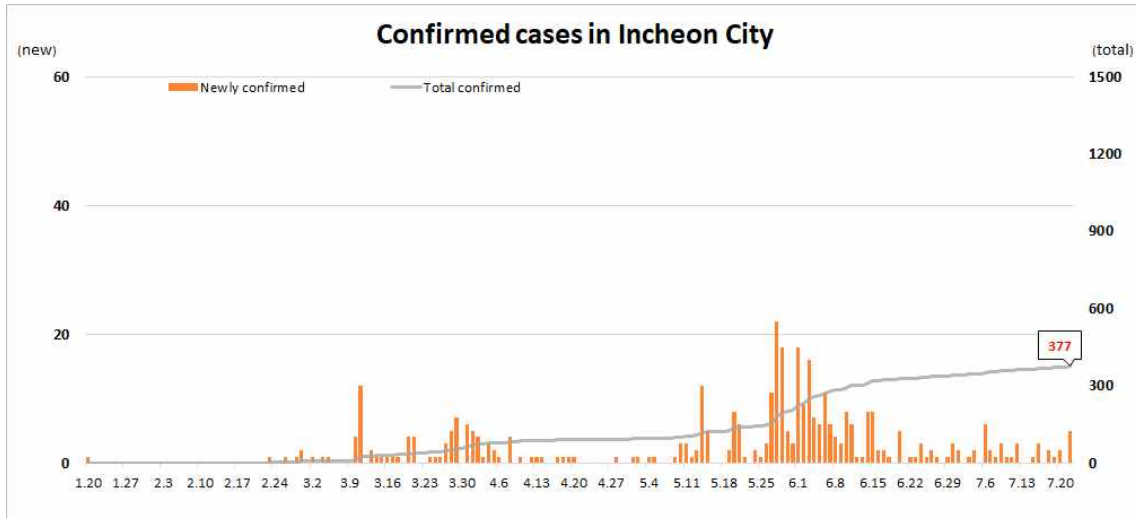
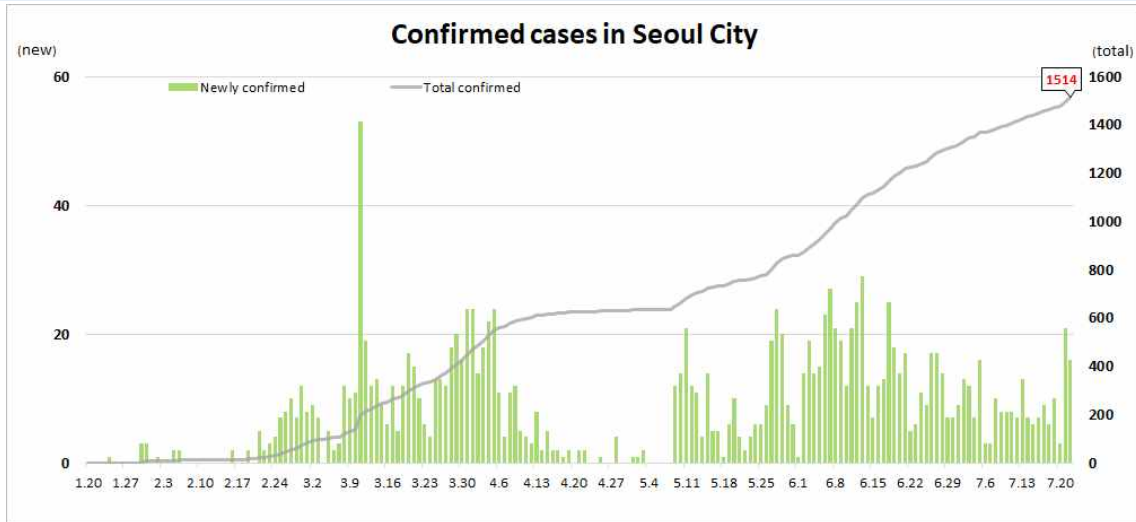
KCDC

Korea Centers for Disease Control & Prevention

# Updates on COVID-19 in Republic of Korea

22 July 2020

## DAILY NEW AND TOTAL CASES IN SEOUL / INCHEON / GYEONGGI REGIONS





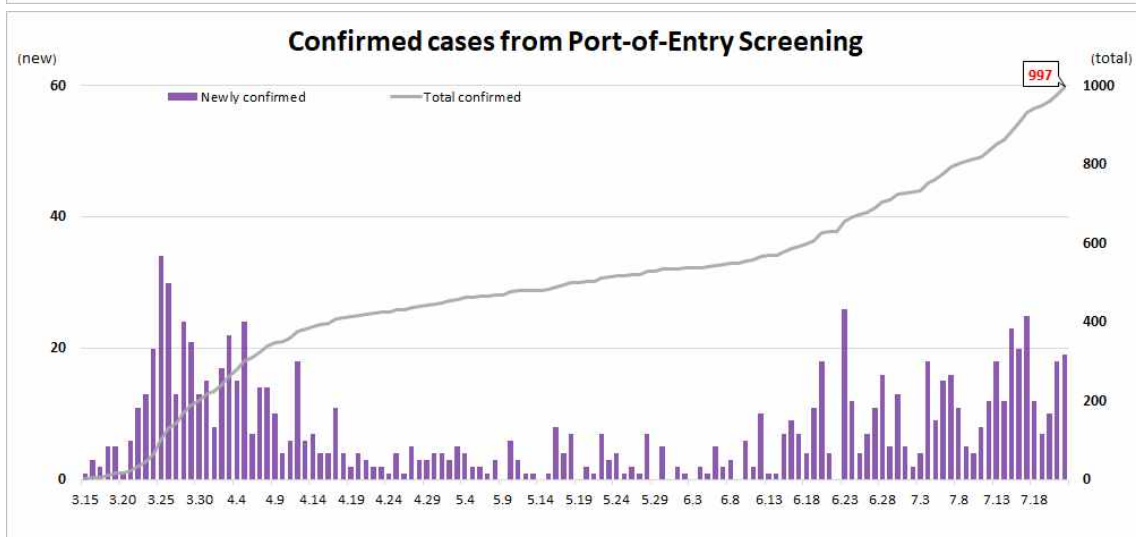
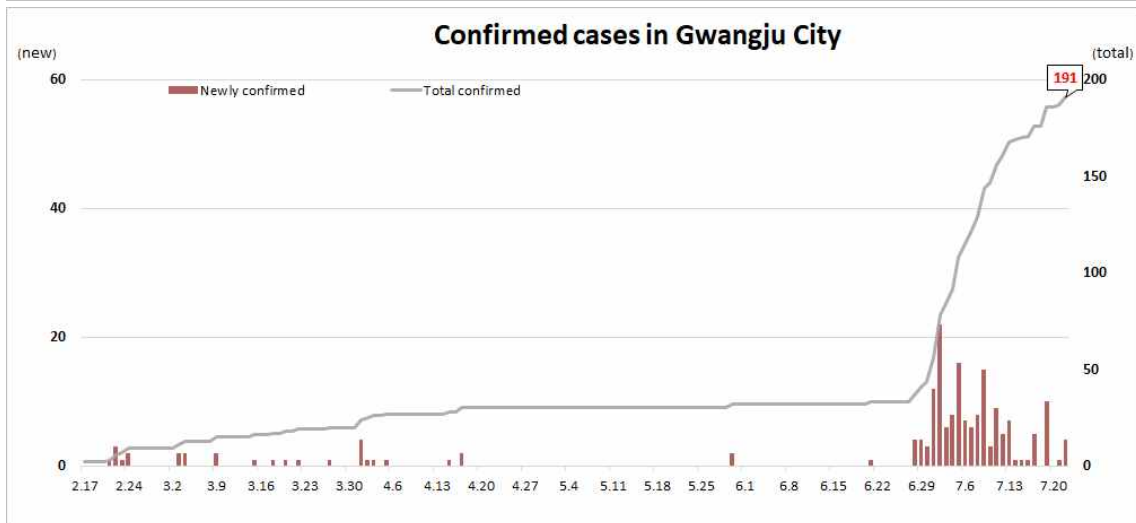
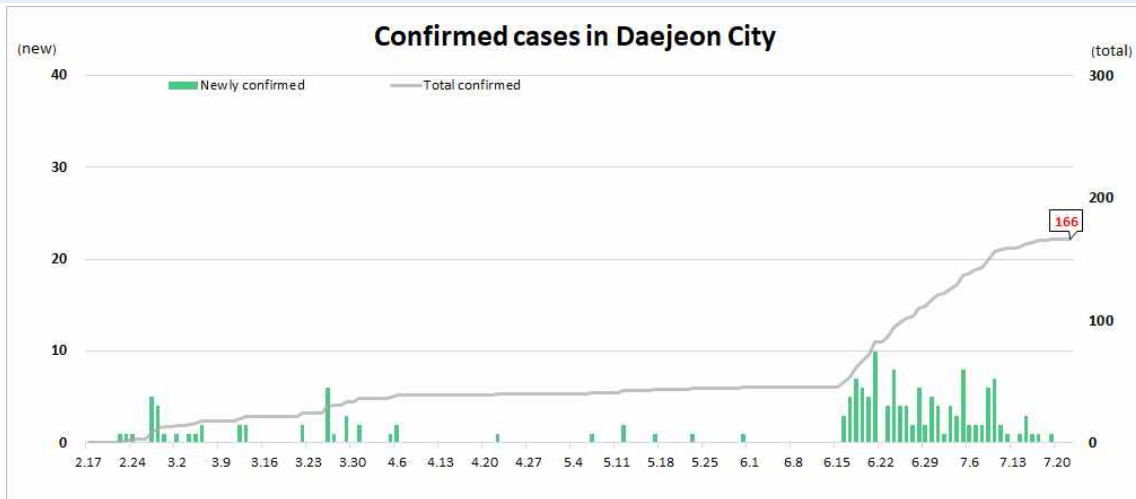
KCDC

Korea Centers for Disease Control & Prevention

# Updates on COVID-19 in Republic of Korea

22 July 2020

## DAILY NEW AND TOTAL CASES IN DAEJEON / GWANGJU / BORDER SCREENING





KCDC

Korea Centers for Disease Control & Prevention

# Updates on COVID-19 in Republic of Korea

22 July 2020

## Confirmed cases by gender and age group

		New cases (%)	Total cases (%)	Incidence rate* (per 100,000)
Total		63 (100)	13,879 (100)	26.77
Sex	Male	39 (61.90)	6,153 (44.33)	23.79
	Female	24 (38.10)	7,726 (55.67)	29.73
Age	80 or above	2 (3.17)	590 (4.25)	31.07
	70-79	2 (3.17)	925 (6.66)	25.64
	60-69	6 (9.52)	1,802 (12.98)	28.40
	50-59	11 (17.46)	2,453 (17.67)	28.30
	40-49	9 (14.29)	1,834 (13.21)	21.86
	30-39	10 (15.87)	1,704 (12.28)	24.19
	20-29	8 (12.70)	3,559 (25.64)	52.29
	10-19	8 (12.70)	772 (5.56)	15.63
0-9	7 (11.11)	240 (1.73)	5.79	

\* Total (cumulative) number of cases reported since January 2020 by sex and age / Population by sex and age (based on resident registration data of the Ministry of the Interior as of January 2020)

## Deaths by gender and age group

		New deaths (%)	Total deaths (%)	Case fatality rate (%)
Total		1 (100)	297 (100)	2.14
Sex	Male	1 (100)	157 (52.86)	2.55
	Female	0 -	140 (47.14)	1.81
Age	80 or above	1 (100)	148 (49.83)	25.08
	70-79	0 -	87 (29.29)	9.41
	60-69	0 -	41 (13.80)	2.28
	50-59	0 -	16 (5.39)	0.65
	40-49	0 -	3 (1.01)	0.16
	30-39	0 -	2 (0.67)	0.12
	20-29	0 -	0 (0.00)	0.00
	10-19	0 -	0 (0.00)	0.00
0-9	0 -	0 (0.00)	0.00	

\* Case fatality rate (CFR) = Number of deaths / Number of confirmed cases x 100



KCDC

Korea Centers for Disease Control & Prevention

# Updates on COVID-19 in Republic of Korea

22 July 2020

## IMPORTED CONFIRMED CASES

