



KCDC

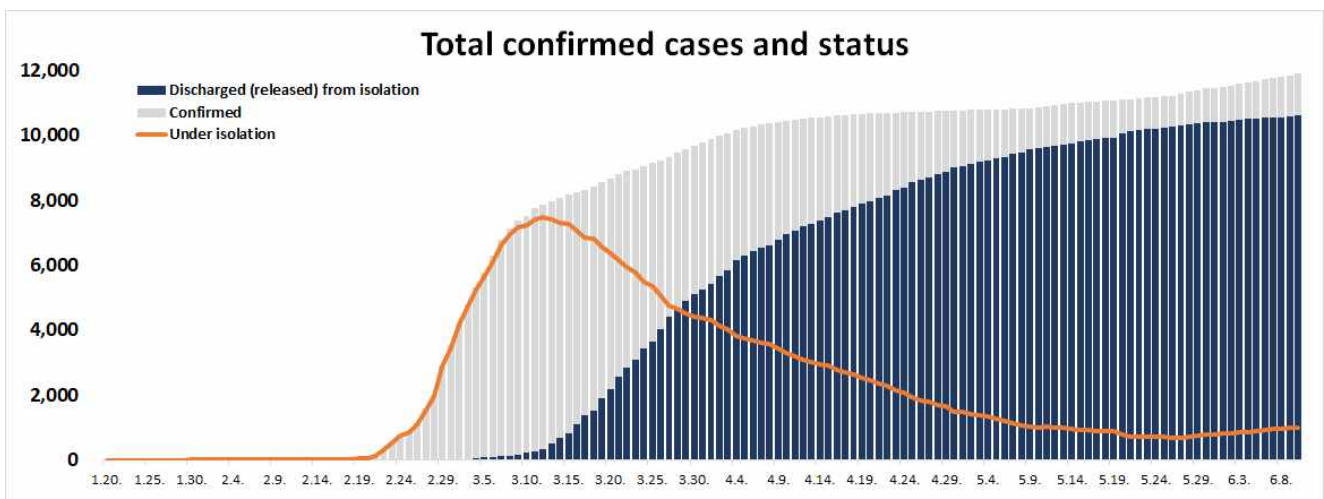
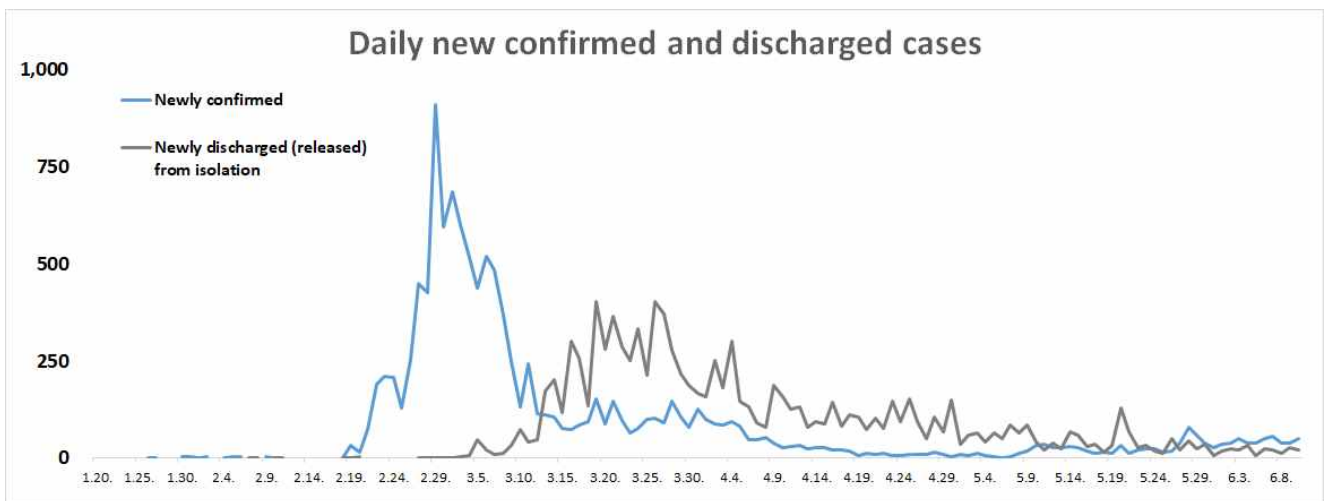
Korea Centers for Disease Control & Prevention

Updates on COVID-19 in Republic of Korea

10 June 2020

○ As of 0:00, 10 June 2020, the total number of confirmed cases is 11,902 (including 1,307 imported cases), of which 10,611 cases have been discharged from isolation. Newly confirmed cases are 50 in total.

Period (since 3 Jan)	Total	Tested positive (PCR)				Testing in progress	Tested negative (PCR)
		Confirmed	Discharged from isolation	Under isolation	Deceased		
As of 0:00 9 June (Tues)	1,035,997	11,852	10,589	989	274	27,459	996,686
As of 0:00 10 June (Wed)	1,051,972	11,902	10,611	1,015	276	26,223	1,013,847
Difference	(+)15,975	(+)50	(+)22	(+)26	(+)2	(-),1,236	(+)17,161





KCDC

Korea Centers for Disease Control & Prevention

Updates on COVID-19 in Republic of Korea

10 June 2020

○ Regional distribution of total confirmed cases:

	Total	City							
		Seoul	Busan	Daegu	Incheon	Gwangju	Daejeon	Ulsan	Sejong
Isolated	1,015	358	3	52	167	2	2	5	0
Discharged	10,611	665	141	6,648	127	30	43	47	47
Deceased	276	4	3	188	0	0	1	1	0
Subtotal	11,902	1,027	147	6,888	294	32	46	53	47
New (Difference)	50	12	0	0	8	0	0	0	0

	Total	Province									Other
		Gyeonggi	Gangwon	Chungbuk	Chungnam	Jeonbuk	Jeonnam	Gyeongbuk	Gyeongnam	Jeju	
Isolated	272	5	12	7	2	2	19	4	2	101	
Discharged	682	51	49	143	19	18	1,310	123	13	455	
Deceased	22	3	0	0	0	0	54	0	0	0	
Subtotal	976	59	61	150	21	20	1,383	127	15	556	
New (Difference)	21	1	0	0	0	0	0	2	0	6	

○ Case distribution by region:

Region	# of cases	(%)	Incidence rate (per 0.1M)	Region	# of cases	(%)	Incidence rate (per 0.1M)
Seoul	1,027	(8.63)	10.55	Gyeonggi	976	(8.20)	7.37
Busan	147	(1.24)	4.31	Gangwon	59	(0.50)	3.83
Daegu	6,888	(57.87)	282.70	Chungbuk	61	(0.51)	3.81
Incheon	294	(2.47)	9.95	Chungnam	150	(1.26)	7.07
Gwangju	32	(0.27)	2.20	Jeonbuk	21	(0.18)	1.16
Daejeon	46	(0.39)	3.12	Jeonnam	20	(0.17)	1.07
Ulsan	53	(0.45)	4.62	Gyeongbuk	1,383	(11.62)	51.94
Sejong	47	(0.39)	13.73	Gyeongnam	127	(1.07)	3.78
Border Screening	556	(4.67)	-	Jeju	15	(0.13)	2.24
Total				11,902 (100) 22.96			



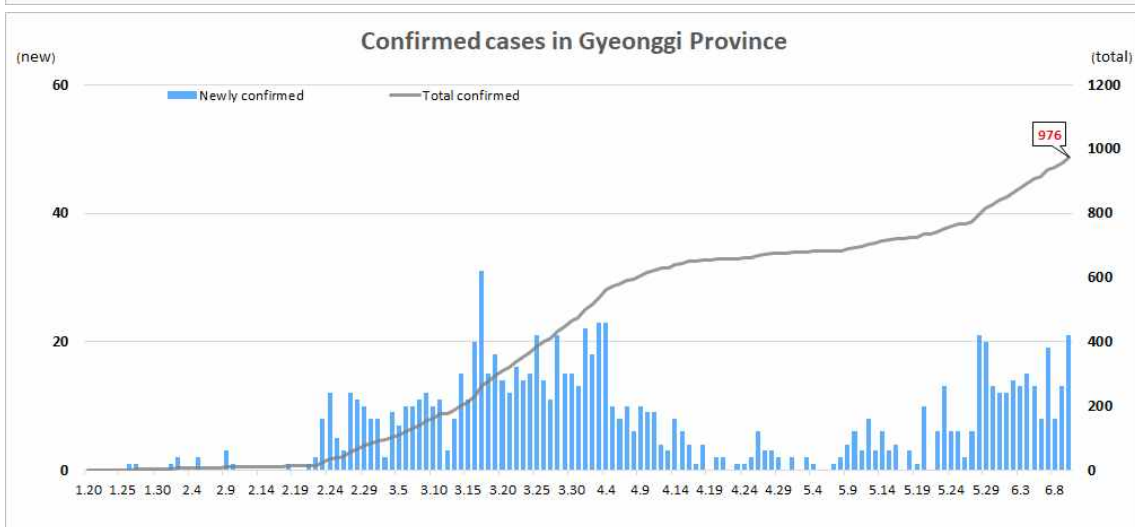
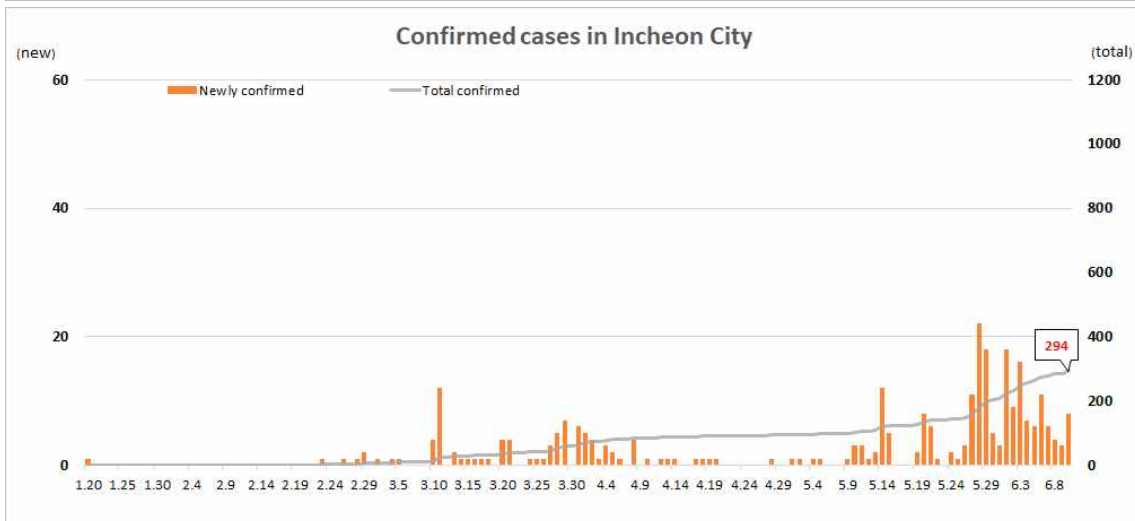
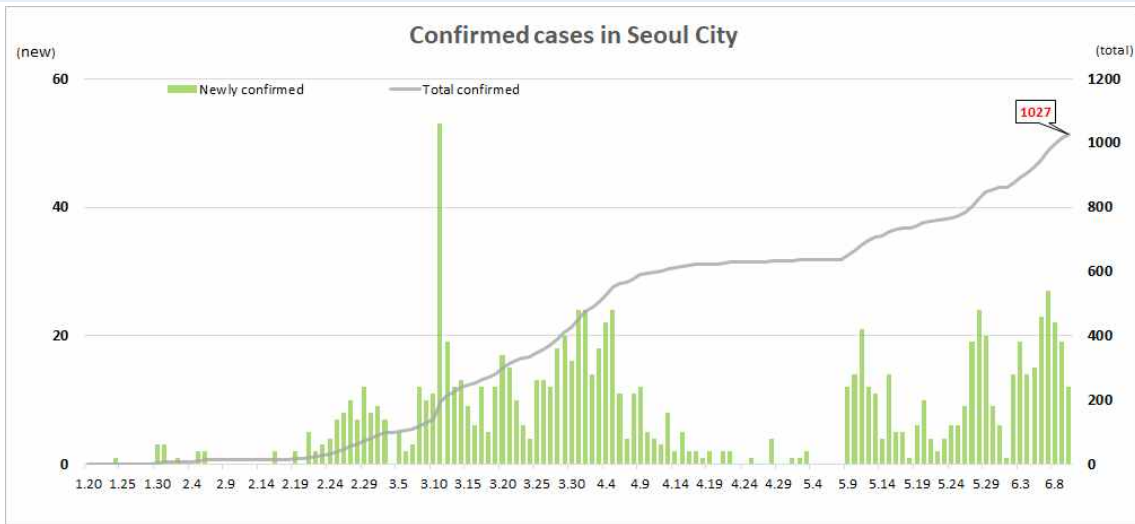
KCDC

Korea Centers for Disease Control & Prevention

Updates on COVID-19 in Republic of Korea

10 June 2020

DAILY NEW AND TOTAL CASES IN SEOUL/INCHEON/GYEONGGI REGIONS





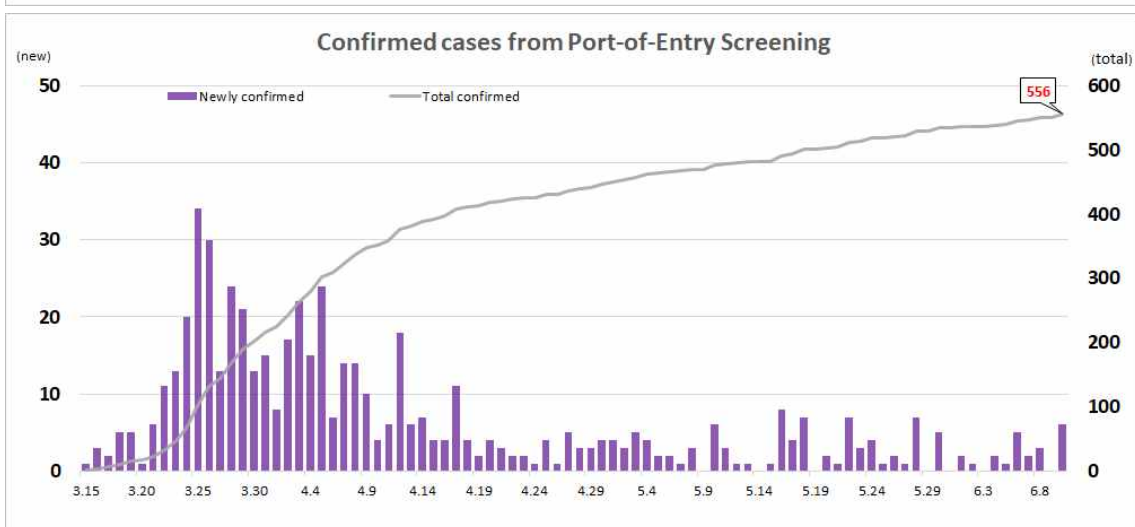
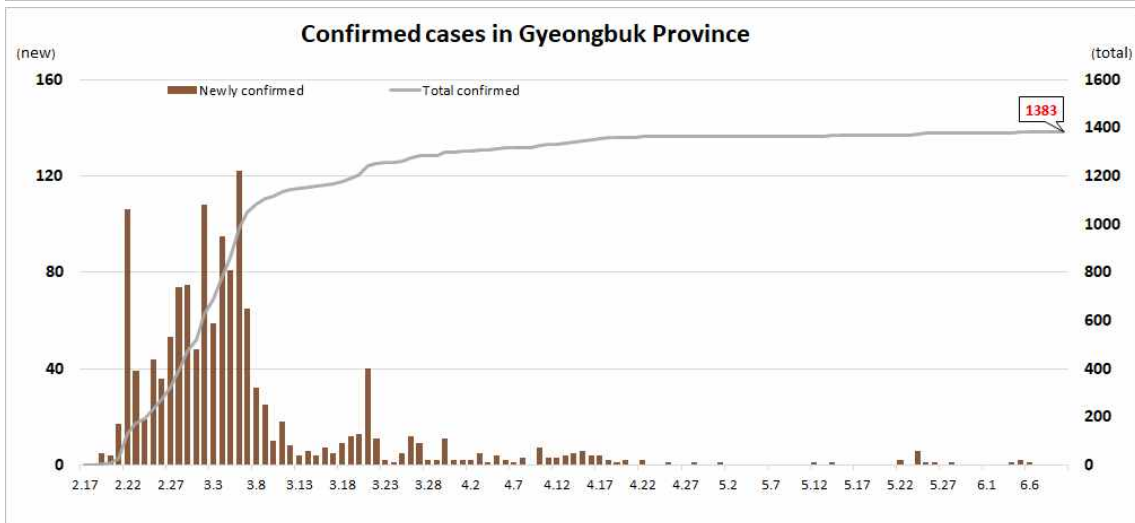
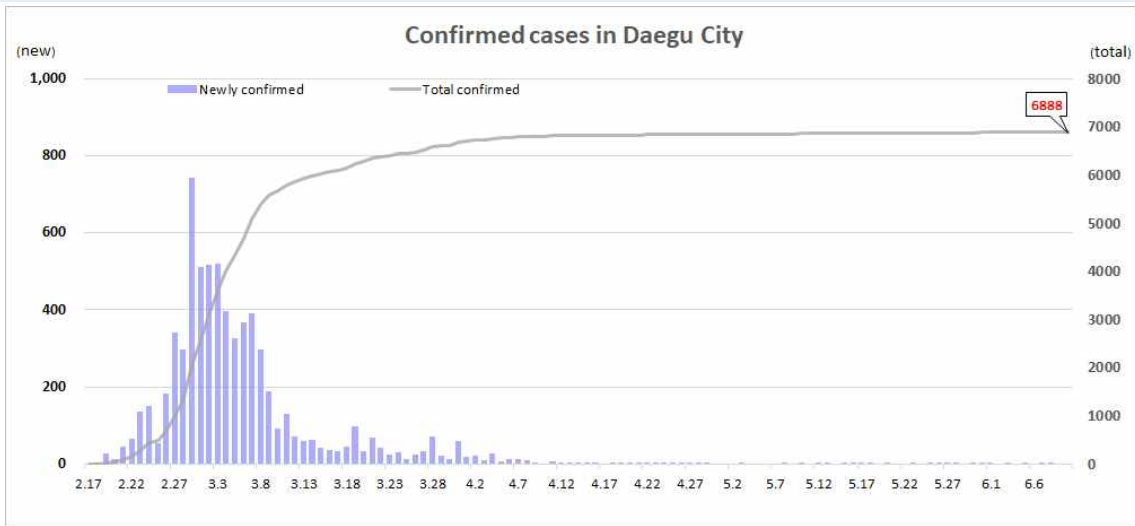
KCDC

Korea Centers for Disease Control & Prevention

Updates on COVID-19 in Republic of Korea

10 June 2020

DAILY NEW AND TOTAL CASES IN DAEGU / GYEONGBUK / BORDER SCREENING





KCDC

Korea Centers for Disease Control & Prevention

Updates on COVID-19 in Republic of Korea

10 June 2020

○ Distribution by gender and age group:

		Confirmed Cases (%)	Deaths (%)	Fatality rate (%)
Total		11,902 (100)	276 (100)	2.32
Sex	Male	5,002 (42.03)	147 (53.26)	2.94
	Female	6,900 (57.97)	129 (46.74)	1.87
Age	80 and above	518 (4.35)	136 (49.28)	26.25
	70-79	782 (6.57)	81 (29.35)	10.36
	60-69	1,512 (12.70)	39 (14.13)	2.58
	50-59	2,128 (17.88)	15 (5.43)	0.70
	40-49	1,569 (13.18)	3 (1.09)	0.19
	30-39	1,335 (11.22)	2 (0.72)	0.15
	20-29	3,217 (27.03)	0 (0.00)	-
	10-19	674 (5.66)	0 (0.00)	-
	0-9	167 (1.40)	0 (0.00)	-

INCIDENCE RATE BY AGE GROUP (PER 100,000)



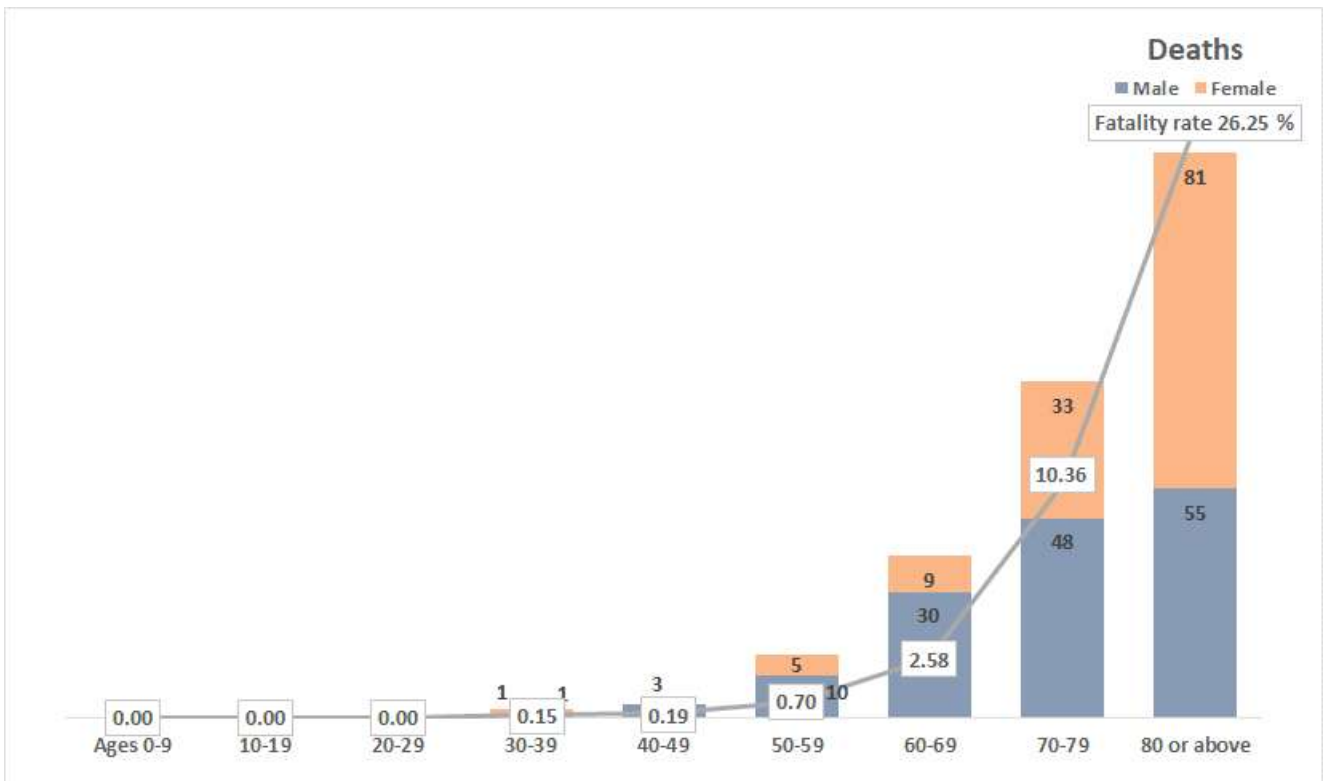
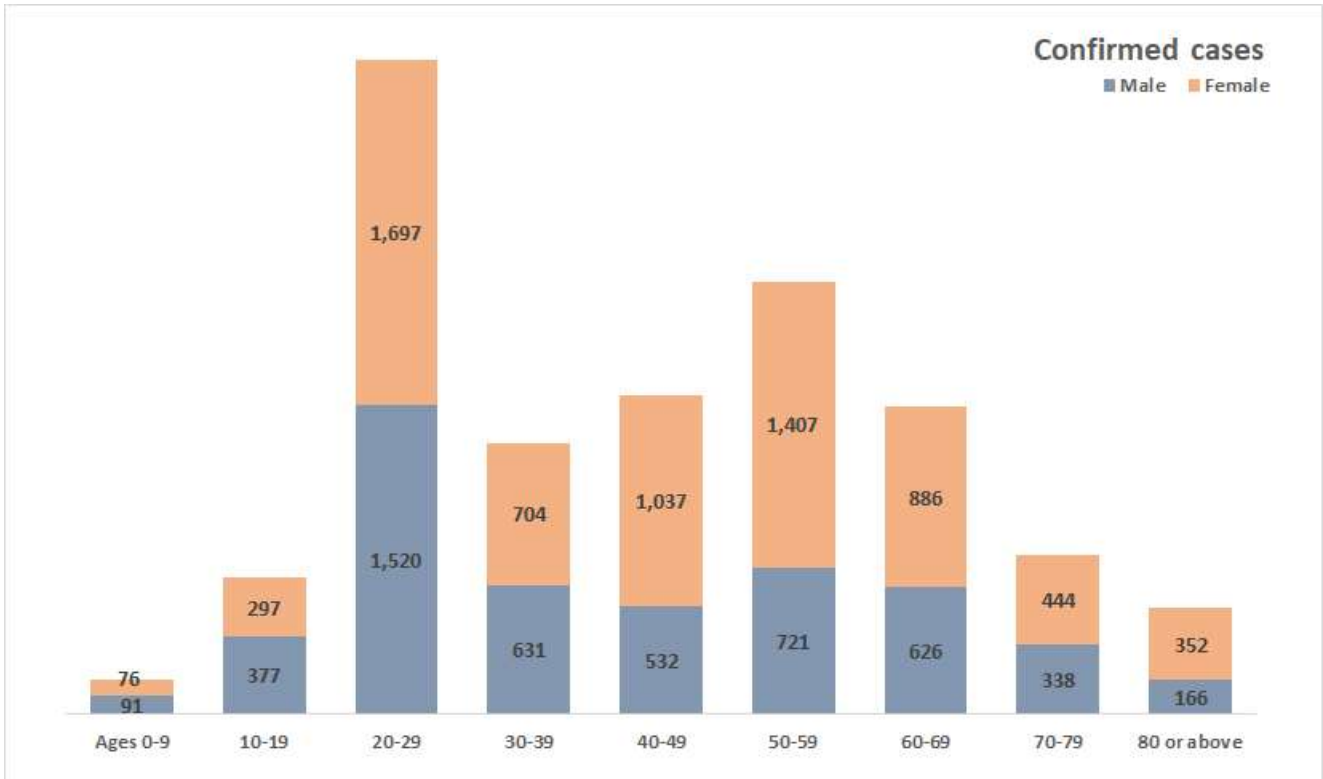


KCDC

Korea Centers for Disease Control & Prevention

Updates on COVID-19 in Republic of Korea

10 June 2020





KCDC

Korea Centers for Disease Control & Prevention

Updates on COVID-19 in Republic of Korea

10 June 2020

IMPORTED CASES

